

A stylized graphic on the left side of the page. It features two green mountain peaks in the upper left, a green wavy band representing a river or shoreline in the middle, and a blue wavy band representing water at the bottom.

Downtown Bridge Construction

April 2017 – Nov. 2019

**March 23, 2017
Open House**

Transportation Division
Dept. of Community Services

Bridge Program 2017 Major Projects

Agenda

- Overview
- Traffic impacts
- Timeline
- Inter-agency coordination
- Questions and comments



Bridge Program 2017 Major Projects

Broadway Bridge:

Rail Wheel Replacement Project
May 2017 – October 2017

Burnside Bridge:

Maintenance Project
April 2017 – November 2019


Morrison Bridge:

Deck Replacement Project
March 2017 – October 2017



Bridge Program 2017 Major Projects

Broadway Bridge Rail Wheel Replacement



Broadway Bridge Rail Wheel Replacement

Reason for Project:

Replace Old Rail Wheels and Tracks

- 104 years of service
- Rail wheels and tracks worn out
- Other mechanical work
- \$13.5 M total, 90% Federal



Broadway Bridge Rail Wheel Replacement

Traffic Impacts:

- Two outside traffic lanes closed
 - Sidewalks open to bikes and peds
 - May 2017 through Oct 2017
- Two full bridge closures
 - After wheel work on each leaf
 - For testing new wheels
 - Closed to all modes

Shared-use path open

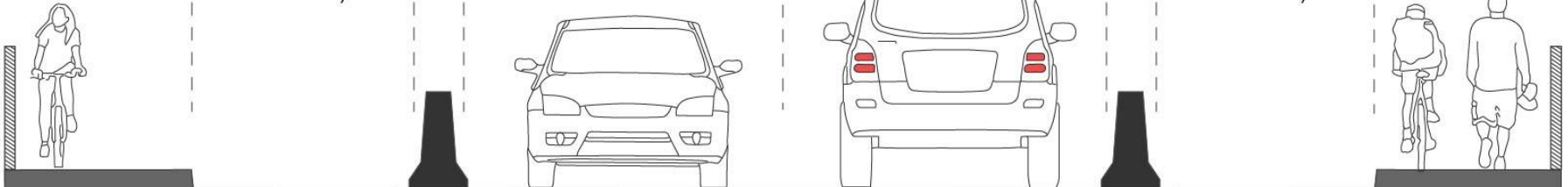
Work area
(outside lane closed)

Westbound lane

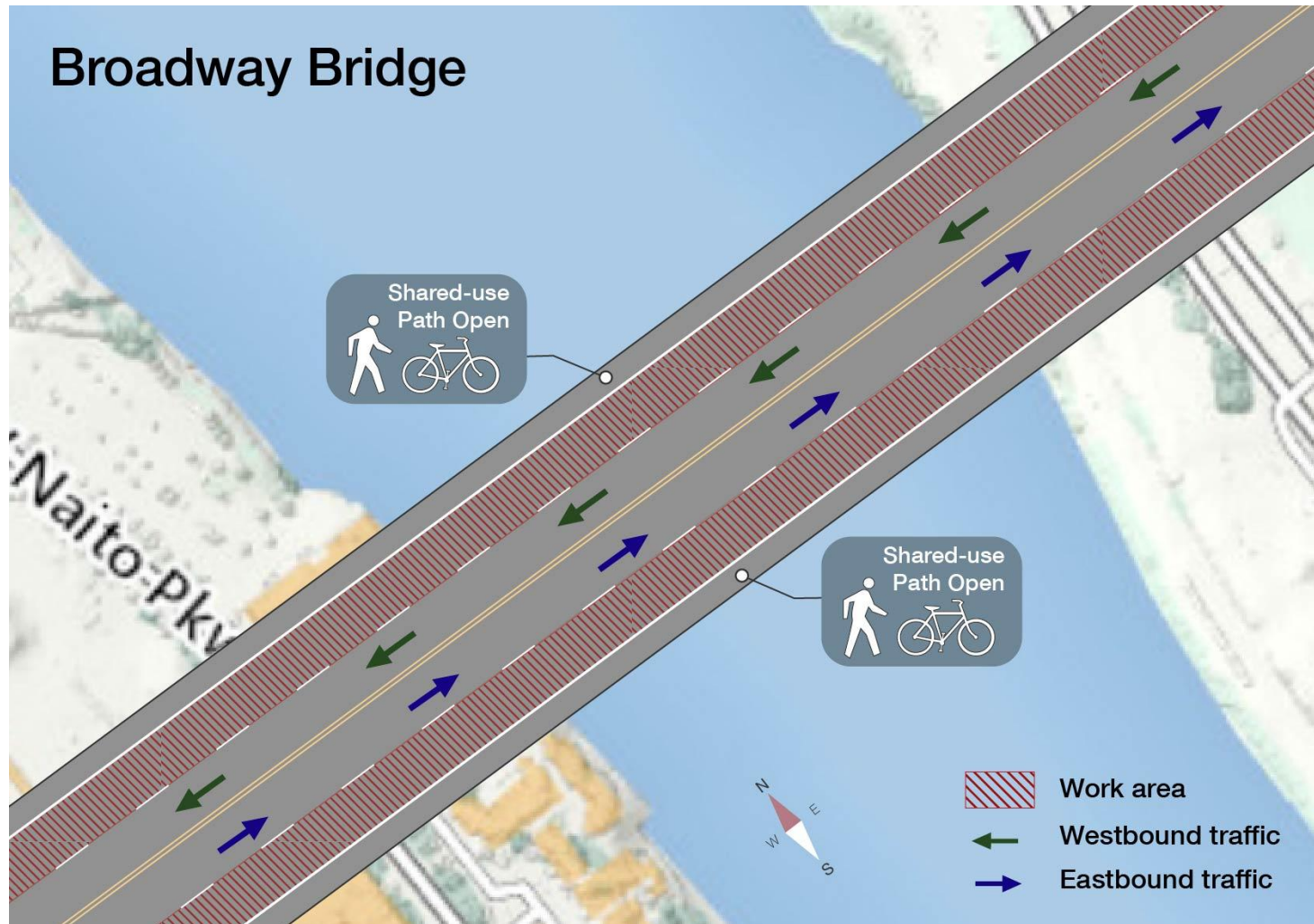
Eastbound lane

Work area
(outside lane closed)

Shared-use path open



Broadway Bridge Rall Wheel Replacement



Traffic layout on bridge during construction



Bridge Program 2017 Major Projects

Morrison Bridge Lift Span Deck Replacement



Morrison Bridge Lift Span Deck Replacement

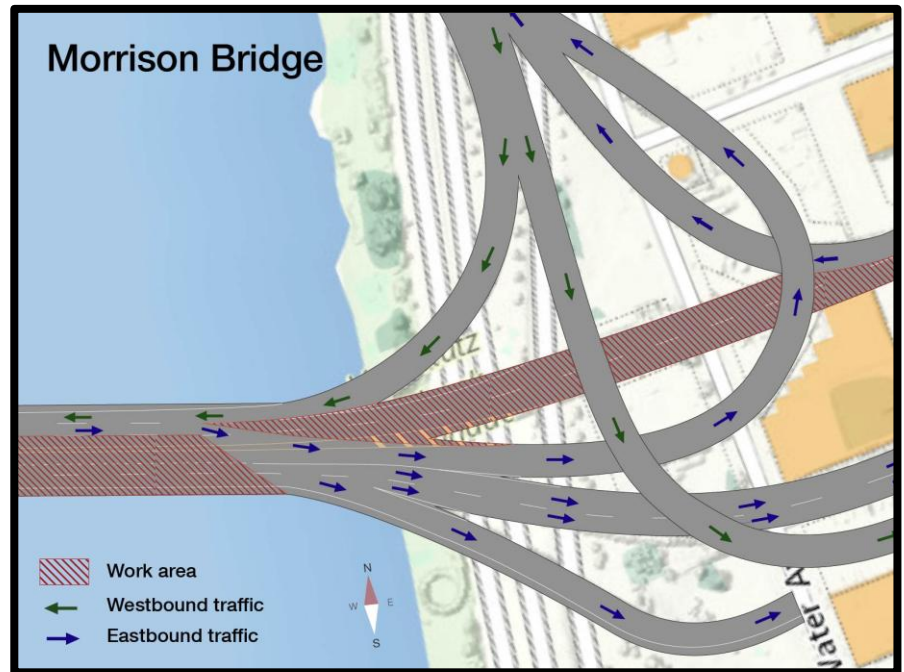
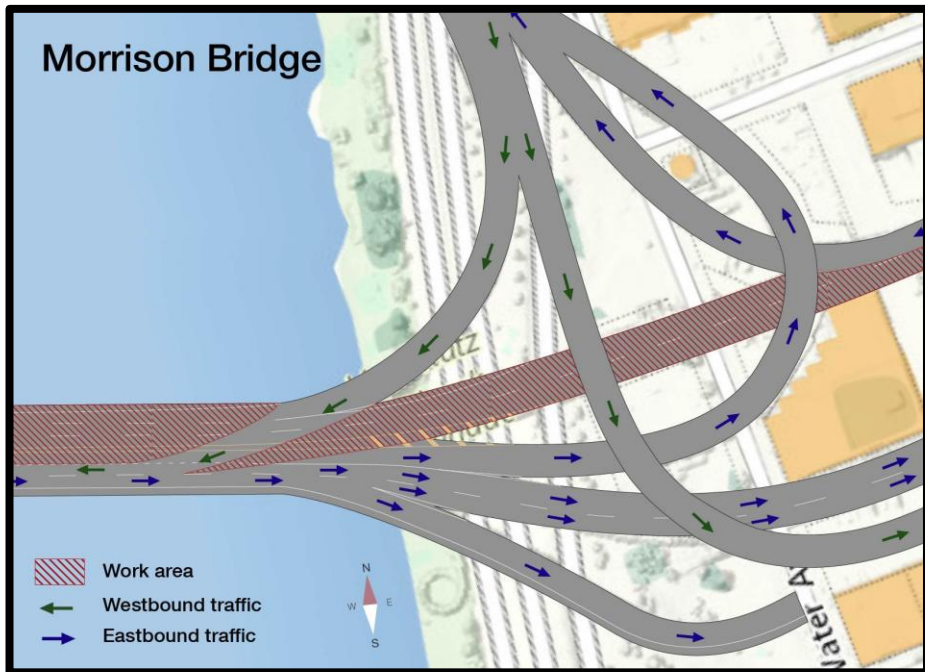
Reason for Project: Replace Failing FRP Deck

- Existing FRP deck installed in 2012
 - Began to fail soon after installation
 - Driving surface safer than open grid
- Replace FRP deck with steel grid deck filled with lightweight concrete
- \$10.4 M total, 90% Federal



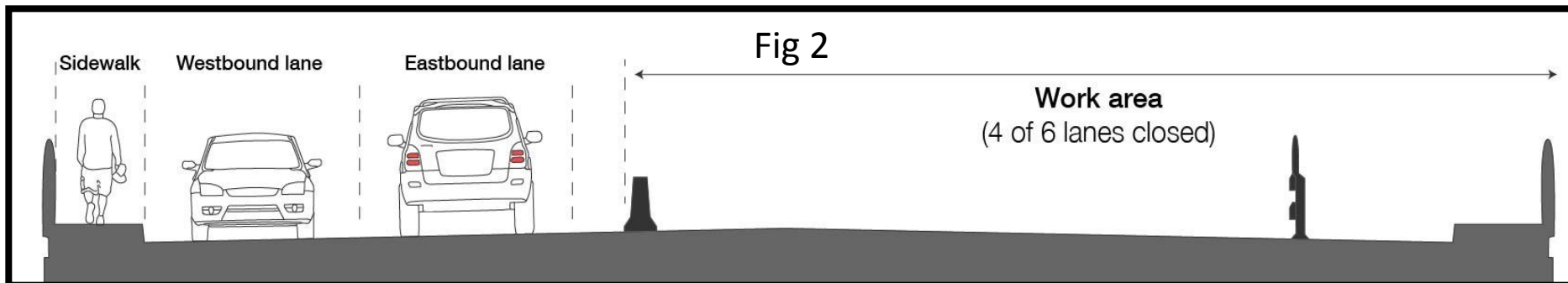
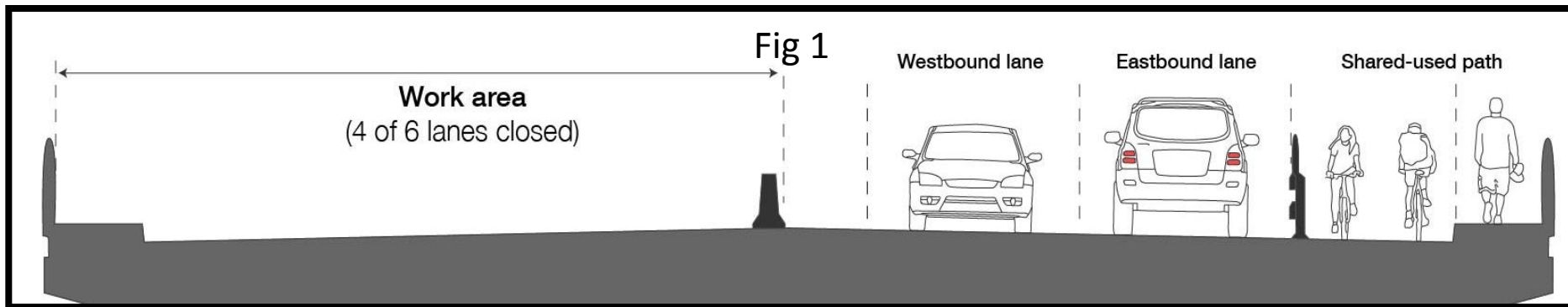
Morrison Deck Replacement Traffic Impacts

- Apr. – Nov. 2017
- **No** EB access to downtown from Grand/MLK
- Grand/MLK to I-5 **N open**
- I-5 South to downtown **open**
- 2 - 7 day full closures at end of deck work on each leaf



Morrison Deck Replacement Traffic Impacts

- Fig 1: Shared use path **open**
Apr 1 to May 15
Jul 1 to Aug 15
- Fig 2: Shared use path **closed**
May 16 to Jun 15
Aug 15 to Sep 15
- Full Closure (Not Shown)
Jun 15 to Jun 30
Sep 15 to Sep 30



Bridge Program 2017 Major Projects

Burnside Bridge Maintenance Project

Reason for the Project:

Extend service life of bridge 15-20 years

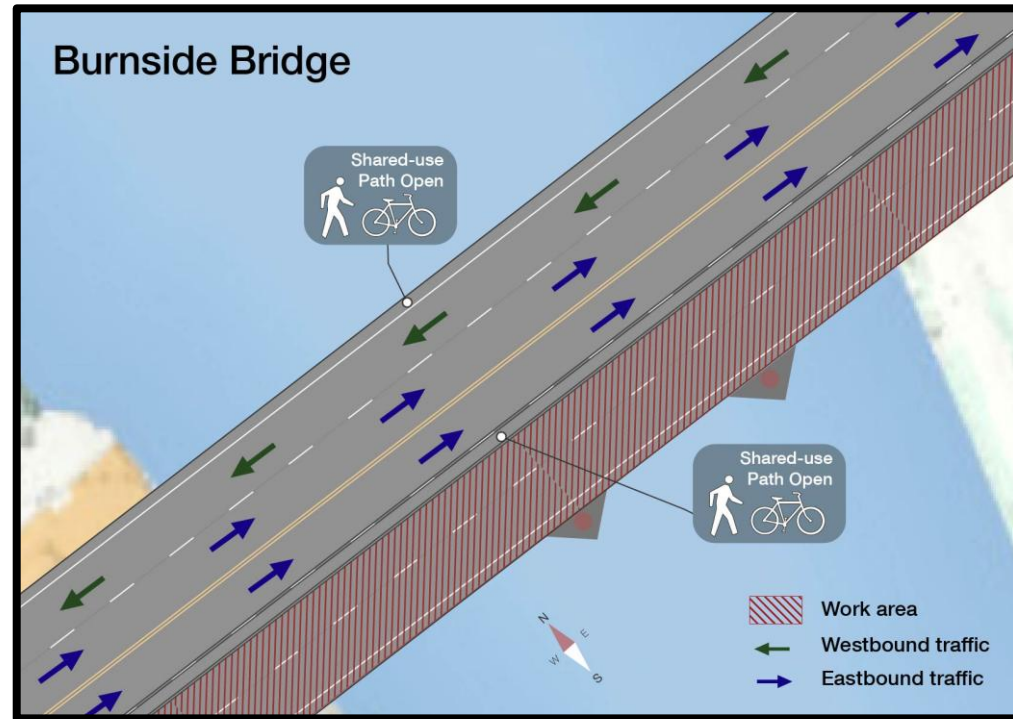
- Repair:
 - Concrete structure and railings
 - Corroded steel truss members
 - Crack in Pier 1
 - Mechanical components
- Replace electrical operating system
- Resurface sidewalks
- \$25 M total, 90% Federal



Burnside Bridge Maintenance Project

Traffic Impacts in 2017:

- Field Work – April 2017 to Nov. 2019
- No work on Br. deck before Nov. 2017
- Other Lane Closures
 - Weekend I-5, I-84 closure
 - Fall 2017 lane closures on Naito Parkway
- Nov. 2017 – Sep. 2018
North side work



Burnside Bridge Maintenance Project

Weekend closures of I-5/I-84 under bridge

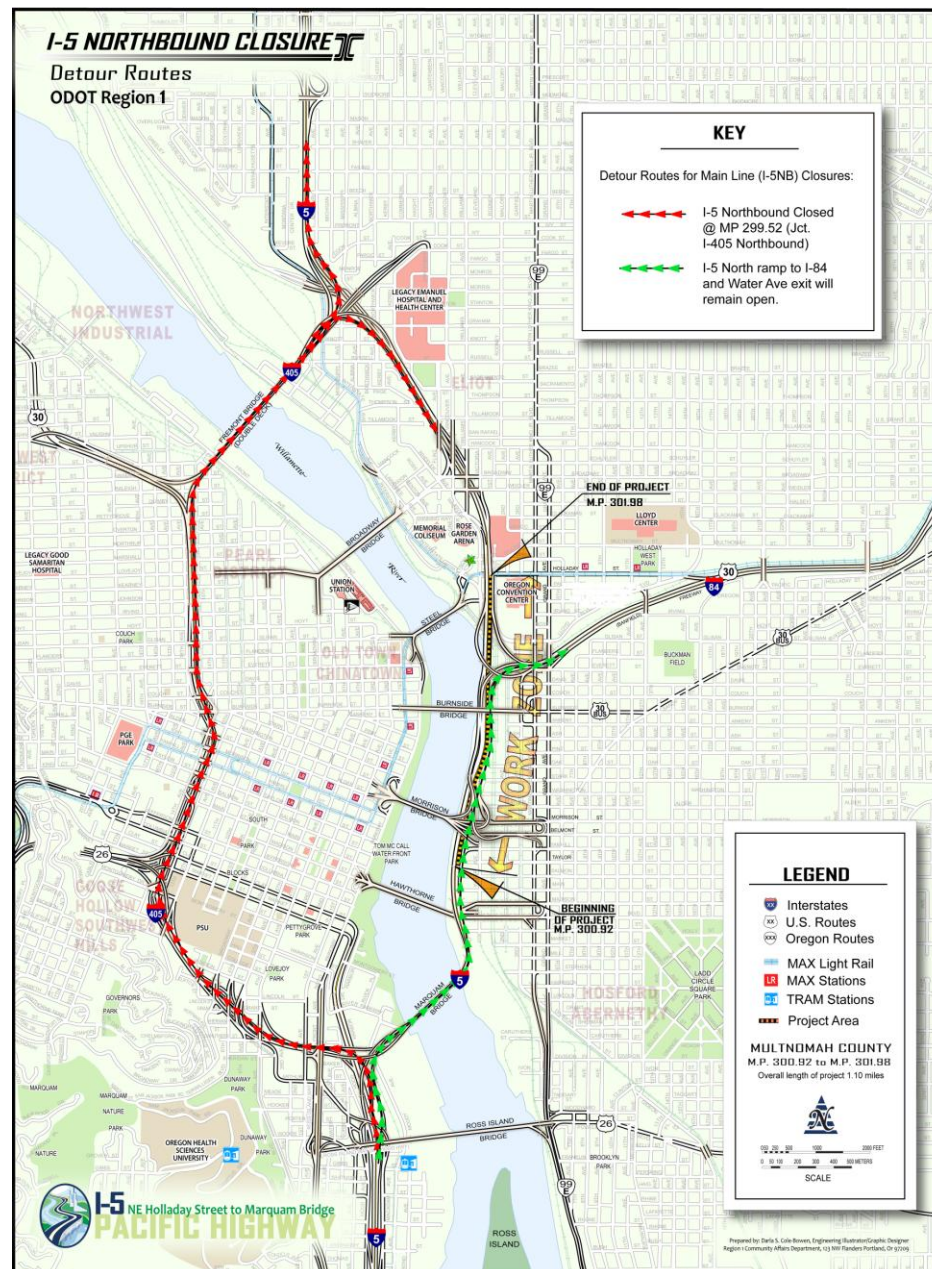
- Freeways closed in one direction at a time including on- and off-ramps.
- Detour uses I-405 loop
- Closure Weekends
 - April 14 at 10 pm to April 17 at 4:30 am (southbound)
 - April 21 at 10 pm to April 24 at 4:30 am (southbound)
 - May 5 at 10 pm to May 8 at 4:30 am (northbound)
 - May 12 at 10 pm to May 15 at 4:30 am (northbound)

Naito Parkway

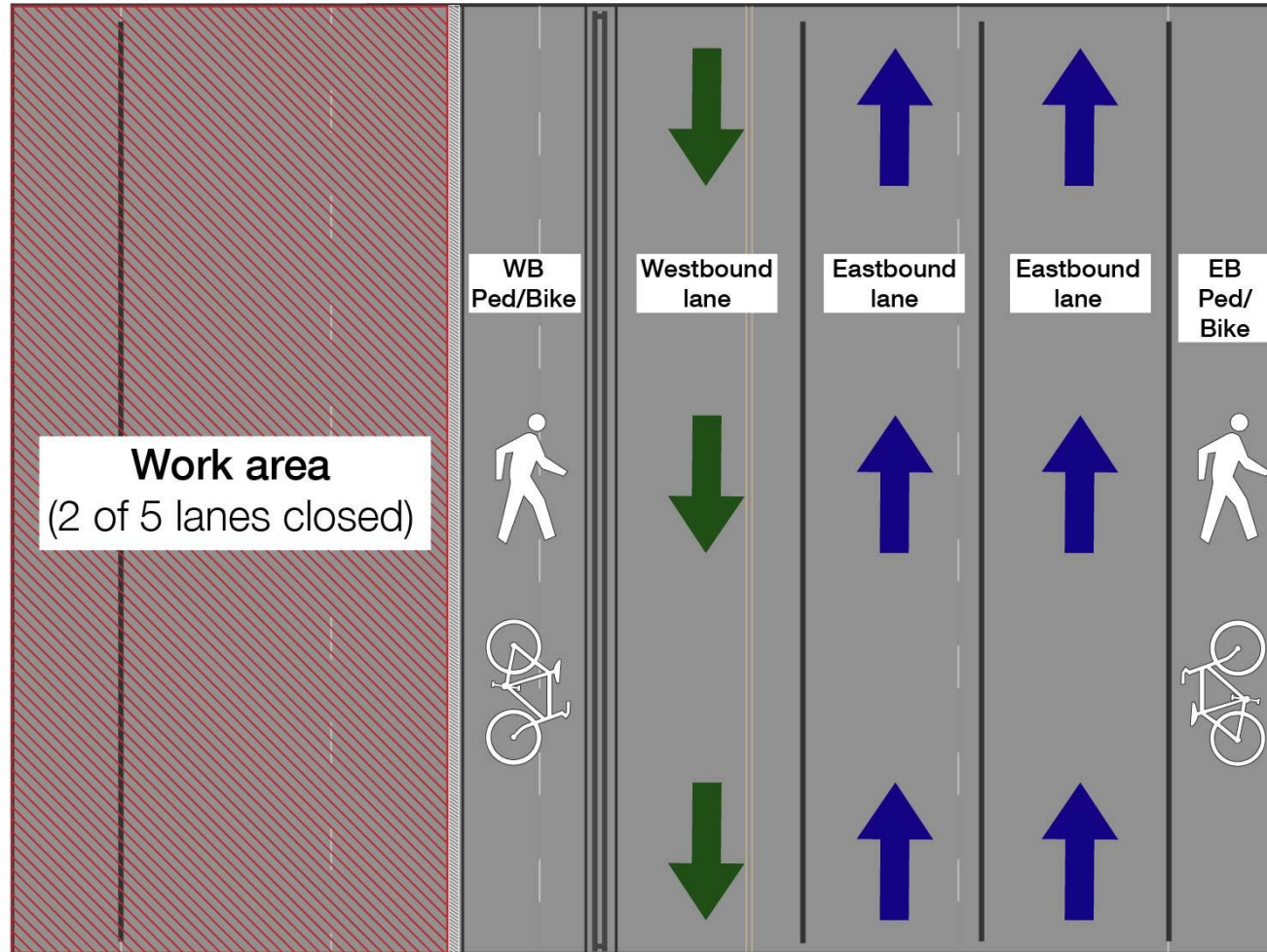
- Reduced from 4 lanes to 2 to do work over Naito



Detour uses I-405 Loop



Burnside Bridge Maintenance Project



DCS Transportation Division - Bridge Program

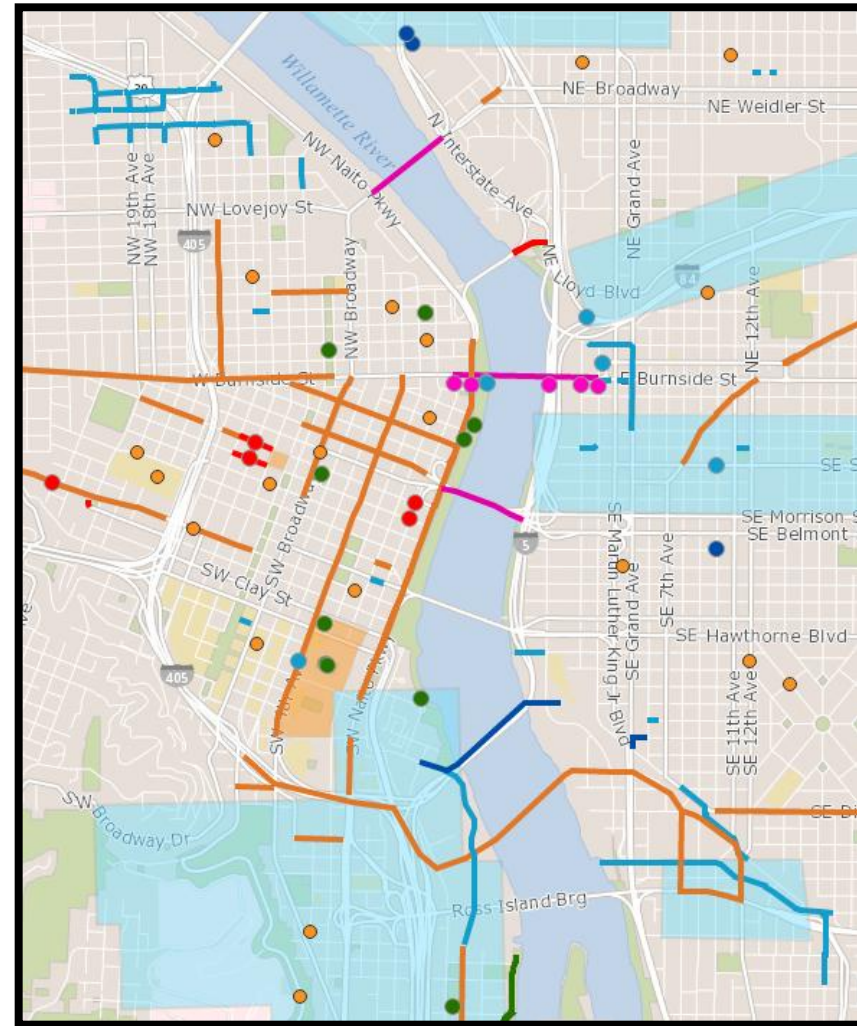
2017 Major Projects – Traffic Impacts by Month

		2017											
		Jan	Feb	Mar	Apr	May	Jun	Jul	Aug	Sep	Oct	Nov	Dec
Broadway Bridge (MC)													
Rail Wheel		All Lanes Open			Yellow - 2 of 4 lanes open, sidewalks open bikes/Peds, Red - 48 hour (Max) full closure all modes							All Lanes Open	
Steel Br. (UPRR)													
No Project 2017		All Lanes Open											
Burnside Bridge (MC)													
Maintenance		All Lanes Open										3 of 5 lanes open, 8' shared path 7' shared	
Morrison Bridge (MC)													
Deck Replacement		All Lanes Open			Yellow - 2 of 6 lanes open, shared path open, north sidewalk open, Red 7 day full closure all modes, Dots - Shared path closed, north sidewalk open							All Lanes Open	
Hawthorne Bridge (MC)													
No Project 2017		All Lanes Open											



2017 Major Projects – Get Portland Moving

- Goal – Coordinate project traffic impacts
 - 83 projects in Central City
 - Website: movePDX.net
 - Shared map
 - Shared Google calendar
- Hosted by City of Portland
- Includes Portland, County, TriMet, ODOT
- Meet monthly





Questions and Comments?

