HRSA Financial Report Packet

February 14, 2022

community health center board

Multnomah County

community health center board
Multnomah County

HRSA Financial Report Packet

February 14, 2022

Following the 60-day progressive action conditions placed on the Health Center resulting from the November 2020 Targeted Program Requirement Assessment Site Visit, HRSA has determined that Multnomah County remains out of compliance with two Health Center Program requirements.

- Chapter 15: Financial Management and Accounting Systems-Element a. Financial Management and Internal Control Systems, and
- Chapter 19: Board Authority-Element c. Exercising Required Authorities and Responsibilities.

HRSA has made the determination to immediately place the two 30-day conditions "on hold" for a standard 90-day period to allow Multnomah County (as grantee of record) to complete full implementation of the Enterprise Fund and document the CHCB's governing authority over the Fund. To show compliance, HRSA has required that the CHCB be provided the following monthly reports:

1. A report with Itemized general journal entries.
2. A report with the following items: adjustments to health center general fund sub-funds, and transfers of health center resources.
3. Monthly reports with balance sheet accounts such as cash, accounts receivable, reserves, incentives, and accounts payable.
4. A report with itemized details for all indirect cost charges and internal services charges including an itemized detailed report capturing all occupancy costs the health center is paying for (including vacant space) including a detailed list of the spaces as well as the allocation for the Health System. Included in the report should be the County's algorithm for allocating space to the Health Center as well as the indirect expense algorithm.
5. A projection of health center monthly cash requirements in a user-friendly format, using Excel or other spreadsheet applications, to display projected cash balances for each month for the next 12 months (considering factors such as county funding, projected patient utilization, seasonal variations, incentives, and planned increases in reimbursement rates);
6. A revenue and expense statement;
7. A modified health center balance sheet in a user-friendly format to display accounts such as cash, accounts receivable, incentives, accounts payable, and a fund balance;
8. A projected modified health center balance sheet in a user-friendly format to display projected quarterly balances for health center accounts such as cash, accounts receivable, incentives, accounts payable.
9. A monthly report from the health department on all health center vacancies by position, length of vacancy, status of efforts to fill the position and financial costs of each vacancy.
10. A summary with projected expenses to be reviewed with CHCB prior to BCC contract approvals for Labor relations contract negotiations that could increase expenses for the Health Center.

HRSA Financial Report Packet - February 14, 2022

1. Itemized General Journal Entries

community health center board

Multnomah County

MCR Find Journal Lines		
Cost Center Hierarchies	40-60 HD FQHC Integrated Clinical Services 40-70 HD Integrated Clinical Services	
Year	FY22	
Period	06	
Book	Operating	
Book Code		
Journal		
Journal Sequence Number		
Status	Posted	
Starting Accounting Date		
Ending Accounting Date		
Starting First Posted Date		
Ending First Posted Date		
Starting Created On		
Ending Created On		
Journal Sources	Manual Journal - Correcting Entry Manual Journal - Original Entry	
From Web Service	No	
Originated by		
Approved by		
Ledger Accounts		
Project		
Worktags		
Adjustment Journal	No	
Reversed Journal	No	
Recurring Journal	No	
Amount Equal To	0	
Amount Greater Than	0	
Amount Less Than	0	
Match Status		
Match Type		
Matching Run ID		

Journal	Journal	Journal Sequence Number	Operational Transaction	Operational Transaction Non-Journal	Status	From Web Service	Source	Invoice type	Book Code	Operational Transaction Date	Accounting Date	Fiscal Year	Fiscal Period	Ledger Account	Amount	DR/CR	Spend Category	Pay Component	Revenue Category	Posting Rule Describe	Fund	Business Unit	Department	Division	Program Group	Cost Center	Grant	Miscellaneous Other Holding Structure	Project	Project Phase	Project Task	Project Plan Task	Intrga Project ID	Intrga Building ID	Location	Header Memo	Line Memo	Supplier ID	Supplier Name	Supplier Contract	Purchase Orders	Supplier Invoice Payment Date	Culturally Specific Services	Customer ID	Customer Name	Sponsor ID	Sponsor Name	Created by	Created Date	Approved by	Approval Date	Bank Account	Ad Hoc Payee	Ad Hoc Payee Category	Jeldtrust Tree Type	CFDA Number	CFDA Description	Federal Award ID # (FAIN)	Budget Date	Match ID	Match Type	Transaction Match Date	Matching Rev ID
JRNL 2021GS001 1000 PLANT MAPS	JRNL 2021GS001 1000 PLANT MAPS	JRNL-FY22-0000157			Posted	Yes	Manual Journal - Original Entry			12/1/2021	12/1/2021	2022	06	5567 Internal Service Fixed Services	321.00	DR	5992000 - Fixed Services Internal Revenue Fixed Services				01000 Health Department FUND Fund	0100 Healthy Qualified Health Clinics (FQHC)	40 Health Department	4140 HIV/TB/STD Integrated Clinical Services	40 600 HIV/TB/STD Dental Center Operations	4560 HIV/TB/STD Dental Administration														NOVUS FLEET EVCS	5GB9000 - FLEET EVCS - TATNALL NOVUS												Kelley Dikuda	12/01/2021	Mike Rogers	12/01/21 11:08											12/1/2021
JRNL 2021GS001 1000 PLANT MAPS	JRNL 2021GS001 1000 PLANT MAPS	JRNL-FY22-0000157			Posted	Yes	Manual Journal - Original Entry			12/1/2021	12/1/2021	2022	06	5567 Internal Service Fixed Services	261.00	DR	5992000 - Fixed Services Internal Revenue Fixed Services				01000 Health Department FUND Fund	0100 Healthy Qualified Health Clinics (FQHC)	40 Health Department	4140 HIV/TB/STD Integrated Clinical Services	40 600 HIV/TB/STD Dental Center Operations	4560 HIV/TB/STD Dental Administration														NOVUS FLEET EVCS	5GP9000 - FLEET EVCS - TATNALL NOVUS												Kelley Dikuda	12/01/2021	Mike Rogers	12/01/21 11:08											12/1/2021
JRNL 2021GS001 1000 PLANT MAPS	JRNL 2021GS001 1000 PLANT MAPS	JRNL-FY22-0000157			Posted	Yes	Manual Journal - Original Entry			12/1/2021	12/1/2021	2022	06	5567 Internal Service Fixed Services	434.00	DR	5992000 - Fixed Services Internal Revenue Fixed Services				01000 Health Department FUND Fund	0100 Healthy Qualified Health Clinics (FQHC)	40 Health Department	4140 HIV/TB/STD Integrated Clinical Services	40 600 HIV/TB/STD Dental Center Operations	4560 HIV/TB/STD Dental Administration														NOVUS FLEET REPL	5GA9000 - FLEET REPLACEMENT - TATNALL NOVUS												Kelley Dikuda	12/01/2021	Mike Rogers	12/01/21 11:08											12/1/2021
JRNL 2021GS001 1000 PLANT MAPS	JRNL 2021GS001 1000 PLANT MAPS	JRNL-FY22-0000157			Posted	Yes	Manual Journal - Original Entry			12/1/2021	12/1/2021	2022	06	5567 Internal Service Fixed Services	303.00	DR	5992000 - Fixed Services Internal Revenue Fixed Services				01000 Health Department FUND Fund	0100 Healthy Qualified Health Clinics (FQHC)	40 Health Department	4140 HIV/TB/STD Integrated Clinical Services	40 600 HIV/TB/STD Dental Center Operations	4560 HIV/TB/STD Dental Administration														NOVUS FLEET REPL	5GP9000 - FLEET REPLACEMENT - TATNALL NOVUS												Kelley Dikuda	12/01/2021	Mike Rogers	12/01/21 11:08											12/1/2021
JRNL 2021GS001 1000 PLANT MAPS	JRNL 2021GS001 1000 PLANT MAPS	JRNL-FY22-0000157			Posted	Yes	Manual Journal - Original Entry			12/1/2021	12/1/2021	2022	06	5567 Internal Service Fixed Services	28.04	DR	5992000 - Fleet Replacement Internal Revenue Fixed Services				01000 Health Department FUND Fund	0100 Healthy Qualified Health Clinics (FQHC)	40 Health Department	4140 HIV/TB/STD Integrated Clinical Services	40 600 HIV/TB/STD Dental Center Operations	4560 HIV/TB/STD Dental Administration														NOVUS FLEET REPL ADMIN	5GA9000 - FLEET REPLACEMENT ADMIN - TATNALL NOVUS												Kelley Dikuda	12/01/2021	Mike Rogers	12/01/21 11:08											12/1/2021
JRNL 2021GS001 1000 PLANT MAPS	JRNL 2021GS001 1000 PLANT MAPS	JRNL-FY22-0000157			Posted	Yes	Manual Journal - Original Entry			12/1/2021	12/1/2021	2022	06	5567 Internal Service Fixed Services	19.00	DR	5992000 - Fleet Replacement Internal Revenue Fixed Services				01000 Health Department FUND Fund	0100 Healthy Qualified Health Clinics (FQHC)	40 Health Department	4140 HIV/TB/STD Integrated Clinical Services	40 600 HIV/TB/STD Dental Center Operations	4560 HIV/TB/STD Dental Administration														NOVUS FLEET REPL ADMIN	5GP9000 - FLEET REPLACEMENT ADMIN - TATNALL NOVUS												Kelley Dikuda	12/01/2021	Mike Rogers	12/01/21 11:08											12/1/2021
JRNL 2021GS001 1000 Multnomah County - Multnomah County	JRNL 2021GS001 1000 PAID CORBA FUND 7201-PAID CORBA 7201-LTD Liability Payments - Liability Departments. The county pays the employee share of the premium and remits it to the trust on behalf of the employee.	JRNL-FY22-0000158			Posted	Yes	Manual Journal - Original Entry			12/1/2021	12/1/2021	2022	06	5570 Insurance Benefits	803.19	DR					01000 Health Department FUND Fund	0100 Healthy Qualified Health Clinics (FQHC)	40 Health Department	4140 HIV/TB/STD Integrated Clinical Services	40 600 HIV/TB/STD Dental Center Operations	4770 HIV/TB/STD Central Call Center														COUNTY PAID CORBA FUND 7201-PAID CORBA 7201-LTD Liability Payments - Liability Departments. The county pays the employee share of the premium and remits it to the trust on behalf of the employee.	LTD County Paid CORBA Expense - Fund/Agcy Rev 2021												Kathy Lee	12/01/2021	Mike Rogers	12/01/21 07:00											12/1/2021
JRNL 2021GS001 1000 Multnomah County - Multnomah County	JRNL 2021GS001 1000 Multnomah County - Multnomah County	JRNL-FY22-0000159			Posted		Manual Journal - Correcting Entry			12/1/2021	12/1/2021	2022	06	5920000 - Charges for Services	(1,091.75)	CR	5920000 - Charges for Services				01000 Health Department FUND Fund	0100 Healthy Qualified Health Clinics (FQHC)	40 Health Department	4140 HIV/TB/STD Integrated Clinical Services	40 460 HIV/TB/STD Quality and Compliance	4580 HIV/TB/STD Medical Records														Mult Bcss - Correct Revenue Posting	Move Client Fee Swipes to Medical Records												Steven Ou	12/01/2021	Paul Eberle	12/02/21 12:07											12/1/2021
JRNL 2021GS001 1000 Multnomah County - Multnomah County	JRNL 2021GS001 1000 Multnomah County - Multnomah County	JRNL-FY22-0000159			Posted		Manual Journal - Correcting Entry			12/1/2021	12/1/2021	2022	06	5920000 - Charges for Services	1,091.75	DR	5920000 - Charges for Services				01000 Health Department FUND Fund	0100 Healthy Qualified Health Clinics (FQHC)	40 Health Department	4140 HIV/TB/STD Integrated Clinical Services	40 470 HIV/TB/STD HIV Clinic Services	4580 HIV/TB/STD Medical Records														Mult Bcss - Correct Revenue Posting	Move Client Fee Swipes to Clinic Services												Steven Ou	12/01/2021	Paul Eberle	12/02/21 12:07											12/1/2021
JRNL 2021GS001 1000 Multnomah County - Multnomah County	JRNL 2021GS001 1000 Multnomah County - Multnomah County	JRNL-FY22-0000159			Posted		Manual Journal - Correcting Entry			12/1/2021	12/1/2021	2022	06	5920000 - Charges for Services	410.00	DR	5920000 - Charges for Services				01000 Health Department FUND Fund	0100 Healthy Qualified Health Clinics (FQHC)	40 Health Department	4140 HIV/TB/STD Integrated Clinical Services	40 600 HIV/TB/STD Pharmacy	4420 HIV/TB/STD Pharmacy														Mult Bcss - Correct Revenue Posting	Move Client Fee Swipes to Pharmacy North Portland Clinic												Steven Ou	12/01/2021	Paul Eberle	12/02/21 12:07											12/1/2021
JRNL 2021GS001 1000 Multnomah County - Multnomah County	JRNL 2021GS001 1000 Multnomah County - Multnomah County	JRNL-FY22-0000159			Posted		Manual Journal - Correcting Entry			12/1/2021	12/1/2021	2022	06	5920000 - Charges for Services	32.00	DR	5920000 - Charges for Services				01000 Health Department FUND Fund	0100 Healthy Qualified Health Clinics (FQHC)	40 Health Department	4140 HIV/TB/STD Integrated Clinical Services	40 460 HIV/TB/STD Primary Care Clinics	4790 HIV/TB/STD PC East County Clinic														Mult Bcss - Correct Revenue Posting	Move Client Fee Swipes to Clinic Services												Steven Ou	12/01/2021	Paul Eberle	12/02/21 12:07											12/1/2021
JRNL 2021GS001 1000 Multnomah County - Multnomah County	JRNL 2021GS001 1000 Multnomah County - Multnomah County	JRNL-FY22-0000159			Posted		Manual Journal - Correcting Entry			12/1/2021	12/1/2021	2022	06	5920000 - Charges for Services	49.00	DR	5920000 - Charges for Services				01000 Health Department FUND Fund	0100 Healthy Qualified Health Clinics (FQHC)	40 Health Department	4140 HIV/TB/STD Integrated Clinical Services	40 470 HIV/TB/STD HIV Clinic Services	4340 HIV/TB/STD HIV Clinic Services														Mult Bcss - Correct Revenue Posting	Move Client Fee Swipes to Clinic Services												Steven Ou	12/01/2021	Paul Eberle	12/02/21 12:07											12/1/2021
JRNL 2021GS001 1000 Multnomah County - Multnomah County	JRNL 2021GS001 1000 Multnomah County - Multnomah County	JRNL-FY22-0000159			Posted		Manual Journal - Correcting Entry			12/1/2021	12/1/2021	2022	06	5920000 - Charges for Services	49.00	DR	5920000 - Charges for Services				01000 Health Department FUND Fund	0100 Healthy Qualified Health Clinics (FQHC)	40 Health Department	4140 HIV/TB/STD Integrated Clinical Services	40 460 HIV/TB/STD Primary Care Clinics	4790 HIV/TB/STD PC North Portland Clinic														Mult Bcss - Correct Revenue Posting	Move Client Fee Swipes to Clinic Services												Steven Ou	12/01/2021	Paul Eberle	12/02/21 12:07											12/1/2021
JRNL 2021GS001 1000 Multnomah County - Multnomah County	JRNL 2021GS001 1000 Multnomah County - Multnomah County	JRNL-FY22-0000159			Posted		Manual Journal - Correcting Entry			12/1/2021	12/1/2021	2022	06	5920000 - Charges for Services	(48.00)	CR	5920000 - Charges for Services				01000 Health Department FUND Fund	0100 Healthy Qualified Health Clinics (FQHC)	40 Health Department	4140 HIV/TB/STD Integrated Clinical Services	40 600 HIV/TB/STD Pharmacy	4560 HIV/TB/STD Dental Administration														Mult Bcss - Correct Revenue Posting	Move Client Fee Swipes to Dental Clinic												Steven Ou	12/01/2021	Paul Eberle	12/02/21 12:07											12/1/2021
JRNL 2021GS001 1000 Multnomah County - Multnomah County	JRNL 2021GS001 1000 Multnomah County - Multnomah County	JRNL-FY22-0000159			Posted		Manual Journal - Correcting Entry			12/1/2021	12/1/2021	2022	06	5920000 - Charges for Services	(101.00)	CR	5920000 - Charges for Services				01000 Health Department FUND Fund	0100 Healthy Qualified Health Clinics (FQHC)	40 Health Department	4140 HIV/TB/STD Integrated Clinical Services	40 460 HIV/TB/STD Primary Care Clinics	4790 HIV/TB/STD PC Southeast Clinic														Mult Bcss - Correct Revenue Posting	Move Client Fee Swipes to Clinic Services												Steven Ou	12/01/2021	Paul Eberle	12/02/21 12:07											12/1/2021
JRNL 2021GS001 1000 Multnomah County - Multnomah County	JRNL 2021GS001 1000 Multnomah County - Multnomah County	JRNL-FY22-0000159			Posted		Manual Journal - Correcting Entry			12/1/2021	12/1/2021	2022	06	5920000 - Charges for Services	(86.00)	CR	5920000 - Charges for Services				01000 Health Department FUND Fund	0100 Healthy Qualified Health Clinics (FQHC)	40 Health Department	4140 HIV/TB/STD Integrated Clinical Services	40 460 HIV/TB/STD Primary Care Clinics	4790 HIV/TB/STD PC Southeast Clinic														Mult Bcss - Correct Revenue Posting	Move Client Fee Swipes to Clinic Services												Steven Ou	12/01/2021	Paul Eberle	12/02/21 12:07											12/1/2021
JRNL 2021GS001 1000 Multnomah County - Multnomah County	JRNL 2021GS001 1000 Multnomah County - Multnomah County	JRNL-FY22-0000159			Posted		Manual Journal - Correcting Entry			12/1/2021	12/1/2021	2022	06	5920000 - Charges for Services	(32.00)	CR	5920000 - Charges for Services				01000 Health Department FUND Fund	0100 Healthy Qualified Health Clinics (FQHC)	40 Health Department	4140 HIV/TB/STD Integrated Clinical Services	40 600 HIV/TB/STD Pharmacy	4420 HIV/TB/STD Pharmacy Northeast Clinic														Mult Bcss - Correct Revenue Posting	Move Client Fee Swipes to Pharmacy Northeast Clinic												Steven Ou	12/01/2021	Paul Eberle	12/02/21 12:07											12/1/2021
JRNL 2021GS001 1000 Multnomah County - Multnomah County	JRNL 2021GS001 1000 Multnomah County - Multnomah County	JRNL-FY22-0000159			Posted		Manual Journal - Correcting Entry			12/1/2021	12/1/2021	2022	06	5920000 - Charges for Services	(478.00)	CR	5920000 - Charges for Services				01000 Health Department FUND Fund	0100 Healthy Qualified Health Clinics (FQHC)	40 Health Department	4140 HIV/TB/STD Integrated Clinical Services	40 460 HIV/TB/STD Primary Care Clinics	4790 HIV/TB/STD PC Northeast Clinic														Mult Bcss - Correct Revenue Posting	Move Client Fee Swipes to Clinic Services												Steven Ou	12/01/2021	Paul Eberle	12/02/21 12:07											12/1/2021
JRNL 2021GS001 1000 Multnomah County - Multnomah County	JRNL 2021GS001 1000 Multnomah County - Multnomah County	JRNL-FY22-0000159			Posted		Manual Journal - Correcting Entry			12/1/2021	12/1/2021	2022	06	5920000 - Charges for Services	19.00	DR	5920000 - Charges for Services				01000 Health Department FUND Fund	0100 Healthy Qualified Health Clinics (FQHC)	40 Health Department	4140 HIV/TB/STD Integrated Clinical Services	40 600 HIV/TB/STD Pharmacy	4420 HIV/TB/STD Pharmacy North Portland Clinic														Mult Bcss - Correct Revenue Posting	Move Client Fee Swipes to Pharmacy North Portland Clinic												Steven Ou	12/01/2021	Paul Eberle	12/02/21 12:08											12/1/2021
JRNL 2021GS001 1000 Multnomah County - Multnomah County	JRNL 2021GS001 1000 Multnomah County - Multnomah County	JRNL-FY22-0000159			Posted		Manual Journal - Correcting Entry			12/1/2021	12/1/2021	2022	06	5920000 - Charges for Services	(48.00)	CR	5920000 - Charges for Services				01000 Health Department FUND Fund	0100 Healthy Qualified Health Clinics (FQHC)	40 Health Department	4140 HIV/TB/STD Integrated Clinical Services	40 460 HIV/TB/STD Primary Care Clinics	4790 HIV/TB/STD PC East County Clinic														Mult Bcss - Correct Revenue Posting	Move Client Fee Swipes to Clinic Services												Steven Ou	12/01/2021	Paul Eberle	12/02/21 12:08											12/1/2021
JRNL 2021GS001 1000 Multnomah County - Multnomah County	JRNL 2021GS001 1000 Multnomah County - Multnomah County	JRNL-FY22-0000159			Posted		Manual Journal - Correcting Entry			12/1/2021	12/1/2021	2022	06	5920000 - Charges for Services	(89.00)	CR	5920000 - Charges for Services				01000 Health Department FUND Fund	0100 Healthy Qualified Health Clinics (FQHC)	40 Health Department	4140 HIV/TB/STD Integrated Clinical Services	40 460 HIV/TB/STD Pharmacy	4420 HIV/TB/STD Pharmacy East County Clinic														Mult Bcss - Correct Revenue Posting	Move Client Fee Swipes to Pharmacy East County Clinic												Steven Ou	12/01/2021	Paul Eberle	12/02/21 12:08											12/1/2021
JRNL 2021GS001 1000 Multnomah County - Multnomah County	JRNL 2021GS001 1000 Multnomah County - Multnomah County	JRNL-FY22-0000159			Posted		Manual Journal - Correcting Entry			12/1/2021	12/1/2021	2022	06	5920000 - Charges for Services	(78.00)	CR	5920000 - Charges for Services				01000 Health Department FUND Fund	0100 Healthy Qualified Health Clinics (FQHC)	40 Health Department	4140 HIV/TB/STD Integrated Clinical Services	40 460 HIV/TB/STD Primary Care Clinics	4790 HIV/TB/STD PC Southeast Clinic														Mult Bcss - Correct Revenue Posting	Move Client Fee Swipes to Clinic Services												Steven Ou	12/01/2021	Paul Eberle	12/02/21 12:08											12/1/2021
JRNL 2021GS001 1000 Multnomah County - Multnomah County	JRNL 2021GS001 1000 Multnomah County - Multnomah County	JRNL-FY22-0000159			Posted		Manual Journal - Correcting Entry			12/1/2021	12/1/2021	2022	06	5920000 - Charges for Services	44.00	DR	5920000 - Charges for Services				01000 Health Department FUND Fund	0100 Healthy Qualified Health Clinics (FQHC)	40 Health Department	4140 HIV/TB/STD Integrated Clinical Services	40 460 HIV/TB/STD Primary Care Clinics	4790 HIV/TB/STD PC Southeast Clinic														Mult Bcss - Correct Revenue Posting	Move Client Fee Swipes to Clinic Services												Steven Ou	12/01/2021	Paul Eberle	12/02/21 12:08											12/1/2021
JRNL 2021GS001 1000 Multnomah County - Multnomah County	JRNL 2021GS001 1000 Multnomah County - Multnomah County	JRNL-FY22-0000159			Posted		Manual Journal - Correcting Entry			12/1/2021	12/1/2021	2022	06	5920000 - Charges for Services	60.00	DR	5920000 - Charges for Services				01000 Health Department FUND Fund	0100 Healthy Qualified Health Clinics (FQHC)	40 Health Department	4140 HIV/TB/STD Integrated Clinical Services	40 470 HIV/TB/STD HIV Clinic Services	4340 HIV/TB/STD HIV Clinic Services														Mult Bcss - Correct Revenue Posting	Move Client Fee Swipes to Clinic Services												Steven Ou	12/01/2021	Paul Eberle	12/02/21 12:08											12/1/2021
JRNL 2021GS001 1000 Multnomah County - Multnomah County	JRNL 2021GS001 1000 Multnomah County - Multnomah County	JRNL-FY22-0000164			Posted	Yes	Manual Journal - Original Entry			12/1/2021	12/1/2021	2022	06	5567 Internal Service Minor Fixed	52.00	DR	5992000 - Enterprise Car Rental Internal Service Minor Fixed				01000 Health Department FUND Fund	0100 Healthy Qualified Health Clinics (FQHC)	40 Health Department	4140 HIV/TB/STD Integrated Clinical Services	40 460 HIV/TB/STD Primary Care Clinics	4790 HIV/TB/STD PC Clinic														NOVUS CAR RENTAL	5GN9000 - FLEET - NOVUS CAR RENTAL - MORCOM - TATNALL												Kelley Dikuda	12/02/2021	Paul Eberle	12/02/21 14:10											12/1/2021
JRNL 2021GS001 1000 Multnomah County - Multnomah County	JRNL 2021GS001 1000 Multnomah County - Multnomah County	JRNL-FY22-0000164			Posted	Yes	Manual Journal - Original Entry			12/1/2021	12/1/2021	2022	06	5567 Internal Service Minor Fixed	79.07	DR	5992000 - Enterprise Car Rental Internal Service Minor Fixed				01000 Health Department FUND Fund	0100 Healthy Qualified Health Clinics (FQHC)	40 Health Department	4140 HIV/TB/STD Integrated Clinical Services	40 470 HIV/TB/STD Quality and Compliance	4770 HIV/TB/STD Quality Improvement (QI) Services														NOVUS CAR RENTAL	5GT9000 - FLEET - NOVUS CAR RENTAL - MORCOM - TATNALL												Kelley Dikuda	12/02/2021	Paul Eberle	12/02/21 14:10											12/1/2021
JRNL 2021GS001 1000 Multnomah County - Multnomah County	JRNL 2021GS001 1000 Multnomah County - Multnomah County	JRNL-FY22-0000166			Posted	Yes	Manual Journal - Original Entry			12/1/2021	12/1/2021	2022	06	5590 Internal Service Data Processing	3,815.64	DR	5992000 - IT Data Processing Internal Revenue Data Processing				02000 Other - Medicaid FUND Fund	0200 Healthy Qualified Health Clinics (FQHC)	40 Health Department	4140 HIV/TB/STD Integrated Clinical Services	40 460 HIV/TB/STD Primary Care Clinics	4790 HIV/TB/STD Clinical Support and Enhancement														NOVUS IT DATA	5BF9000 - IT DATA - TATNALL NOVUS												Kelley Dikuda	12/02/2021	Maria Teresa Engelien	12/02/21 16:24											12/1/2021
JRNL 2021GS001 1000 Multnomah County - Multnomah County	JRNL 2021GS001 1000 Multnomah County - Multnomah County	JRNL-FY22-0000166			Posted	Yes	Manual Journal - Original Entry			12/1/2021	12/1/2021	2022	06	5590 Internal Service Data Processing	2,389.83	DR	5992000 - IT Data Processing Internal Revenue Data Processing				02000 Other - Medicaid FUND Fund	0200 Healthy Qualified Health Clinics (FQHC)	40 Health Department	4140 HIV/TB/STD Integrated Clinical Services	40 410 HIV/TB/STD Administration	4520 HIV/TB/STD IT Support and Infrastructure														NOVUS IT DATA	5BF9000 - IT DATA - TATNALL NOVUS												Kelley Dikuda	12/02/2021	Maria Teresa Engelien	12/02/21 16:24											12/1/2021
JRNL 2021GS001 1000 Multnomah County - Multnomah County	JRNL 2021GS001 1000 Multnomah County - Multnomah County	JRNL-FY22-0000166			Posted	Yes	Manual Journal - Original Entry			12/1/2021	12/1/2021	2022	06	5590 Internal Service Data Processing	8,136.63	DR	5992000 - IT Data Processing Internal Revenue Data Processing				02000 Other - Medicaid FUND Fund	0200 Healthy Qualified Health Clinics (FQHC)	40 Health Department	4140 HIV/TB/STD Integrated Clinical Services	40 460 HIV/TB/STD Quality and Compliance	4770 HIV/TB/STD Quality Improvement (QI) Services														NOVUS IT DATA	5BF9000 - IT DATA - TATNALL NOVUS												Kelley Dikuda	12/02/2021	Maria Teresa Engelien	12/02/21 16:24											12/1/2021
JRNL 2021GS001 1000 Multnomah County - Multnomah County	JRNL 2021GS001 1000 Multnomah County - Multnomah County	JRNL-FY22-0000166			Posted	Yes	Manual Journal - Original Entry			12/1/2021	12/1/2021	2022	06	5590 Internal Service Data Processing	4,263.60	DR	5992000 - IT Data Processing Internal Revenue Data Processing				02000 Other - Medicaid FUND Fund	0200 Healthy Qualified Health Clinics (FQHC)	40 Health Department	4140 HIV/TB/STD Integrated Clinical Services	40 460 HIV/TB/STD Quality and Compliance	4760 HIV/TB/STD ICB Medical Records														NOVUS IT DATA	5BF9000 - IT DATA - TATNALL NOVUS												Kelley Dikuda	12/02/2021	Maria Teresa Engelien	12/02/21 16:24											12/1/2021
JRNL 2021GS001 1000 Multnomah County - Multnomah County	JRNL 2021GS001 1000 Multnomah County - Multnomah County	JRNL-FY22-0000166			Posted	Yes	Manual Journal - Original Entry			12/1/2021	12/1/2021	2022	06	5590 Internal Service Data Processing	1,066.04	DR	5992000 - IT Data Processing Internal Revenue Data Processing				02000 Other - Medicaid FUND Fund	0200 Healthy Qualified Health Clinics (FQHC)	40 Health Department	4140 HIV/TB/STD Integrated Clinical Services	40 410 HIV/TB/STD Administration	4760 HIV/TB/STD ICB Medical Records														NOVUS IT DATA	5BF9000 - IT DATA - TATNALL NOVUS												Kelley Dikuda	12/02/2021	Maria Teresa Engelien	12/02/21 16:24											12/1/2021
JRNL 2021GS001 1000 Multnomah County - Multnomah County	JRNL 2021GS001 1000 Multnomah County - Multnomah County	JRNL-FY22-0000166			Posted	Yes	Manual Journal - Original Entry			12/1/2021	12/1/2021	2022	06	5590 Internal Service Data Processing	3,862.63	DR	5992000 - IT Data Processing Internal Revenue Data Processing				02000 Other - Medicaid FUND Fund	0200 Healthy Qualified Health Clinics (FQHC)	40 Health Department	4140 HIV/TB/STD Integrated Clinical Services	40 410 HIV/TB/STD Administration	4560 HIV/TB/STD Dental Administration														NOVUS IT DATA	5BF9000 - IT DATA - TATNALL NOVUS												Kelley Dikuda	12/02/2021	Maria Teresa Engelien	12/02/21 16:24											12/1/2021
JRNL 2021GS001 1000 Multnomah County - Multnomah County	JRNL 2021GS001 1000 Multnomah County - Multnomah County	JRNL-FY22-0000166			Posted	Yes	Manual Journal - Original Entry			12/1/2021	12/1/2021	2022	06	5590 Internal Service Data Processing	481.42	DR	5992000 - IT Data Processing Internal Revenue Data Processing				02000 Other - Medicaid FUND Fund	0200 Healthy Qualified Health Clinics (FQHC)	40 Health Department	4140 HIV/TB/STD Integrated Clinical Services	40 460 HIV/TB/STD Student Health Centers	4140 HIV/TB/STD SHC Franklin	2520 2021 DS SHAR HIV Prevention Services (HVS) - Direct Revenue													NOVUS IT DATA	5BF9000 - IT DATA - TATNALL NOVUS												Kelley Dikuda	12/02/2021	Maria Teresa Engelien	12/02/21 16:24											12/1/2021
JRNL 2021GS001 1000 Multnomah County - Multnomah County	JRNL 2021GS001 1000 Multnomah County - Multnomah County	JRNL-FY22-0000166			Posted	Yes	Manual Journal - Original Entry			12/1/2021	12/1/2021	2022	06	5590 Internal Service Data Processing	4,021.56	DR	5992000 - IT Data Processing Internal Revenue Data Processing				02000 Other - Medicaid FUND Fund	0200 Healthy Qualified Health Clinics (FQHC)	40 Health Department	4140 HIV/TB/STD Integrated Clinical Services	40 460 HIV/TB/STD Student Health Centers	4380 HIV/TB/STD SHC Reynolds	2520 2021 DS SHAR HIV Prevention Services (HVS) - Direct Revenue													NOVUS IT DATA	5BF9000 - IT DATA - TATNALL NOVUS												Kelley Dikuda	12/02/2021	Maria Teresa Engelien	12/02/21 16:24											12/1/2021
JRNL 2021GS001 1000 Multnomah County - Multnomah County	JRNL 2021GS001 1000 Multnomah County - Multnomah County	JRNL-FY22-0000166			Posted	Yes	Manual Journal - Original Entry			12/1/2021	12/1/2021	2022	06	5590 Internal Service Data Processing	7,413.58	DR	5992000 - IT Data Processing Internal Revenue Data Processing				02000 Other - Medicaid FUND Fund	0200 Healthy Qualified Health Clinics (FQHC)	40 Health Department	4140 HIV/TB/STD Integrated Clinical Services	40 460 HIV/TB/STD Student Health Centers	4760 HIV/TB/STD ICB Medical Records														NOVUS IT DATA	5BF9000 - IT DATA - TATNALL NOVUS												Kelley Dikuda	12/02/2021	Maria Teresa Engelien	12/02/21 16:24											12/1/2021
JRNL 2021GS001 1000 Multnomah County - Multnomah County	JRNL 2021GS001 1000 Multnomah County - Multnomah County	JRNL-FY22-0000166			Posted	Yes	Manual Journal - Original Entry			12/1/2021	12/1/2021	2022	06	5590 Internal Service Data Processing	2,870.18	DR	5992000 - IT Data Processing Internal Revenue Data Processing				02000 Other - Medicaid FUND Fund	0200 Healthy Qualified Health Clinics (FQHC)	40 Health Department	4140 HIV/TB/STD Integrated Clinical Services	40 410 HIV/TB/STD Administration	4560 HIV/TB/STD Dental Administration														NOVUS IT DATA	5BF9000 - IT DATA - TATNALL NOVUS												Kelley Dikuda	12/02/2021	Maria Teresa Engelien	12/02/21 16:24											12/1/2021
JRNL 2021GS001 1000 Multnomah County - Multnomah County	JRNL 2021GS001 1000 Multnomah County - Multnomah County	JRNL-FY22-0000166			Posted	Yes	Manual Journal - Original Entry			12/1/2021	12/1/2021	2022	06	5590 Internal Service Data Processing	16,472.00	DR	5992000 - IT Data Processing Internal Revenue Data Processing				02000 Other - Medicaid FUND Fund	0200 Healthy Qualified Health Clinics (FQHC)	40 Health Department	4140 HIV/TB/STD Integrated Clinical Services	40 600 HIV/TB/STD Dental Center Operations	4770 HIV/TB/STD Central Call Center														NOVUS IT DATA	5BF9000 - IT DATA - TATNALL NOVUS												Kelley Dikuda	12/02/2021	Maria Teresa Engelien	12/02/21 16:24											12/1/2021
JRNL 2021GS001 1000 Multnom

| Journal | Journal | Journal Sequence Number | Operational Transaction | Operational Transaction Sub-Account | Status | From Web Service | Source | Income type | Book Code | Operational Transaction Date | Accounting Date | Fiscal Year | Fiscal Period | Ledger Account | Amount | DR/CR | Spend Category | Pay Component | Revenue Category | Posting Rule Excerpts | Fund | Business Unit | Department | Division | Program Group | Cost Center | Grant | Miscellaneous Other Accounting Structure | Project | Project Phase | Project Task | Project Plan Task | Tribal Project ID | Tribal Building ID | Location | Header Memo | Line Memo | Supplier ID | Supplier Name | Supplier Contract | Purchase Orders | Supplier Invoice Payment Date | Culturally Specific Services | Customer ID | Customer Name | Sponsor ID | Sponsor Name | Created by | Created Date | Approved by | Approval Date | Bank Account | Ach Re-Payee | Ach Re-Payee Category | Antifraud Time Type | CFDA Number | CFDA Description | Federal Award ID # (FAIN) | Budget Date | Match ID | Match Type | Transaction Match Date | Matching Rev ID |
|---|---|---

| Journal | Journal | Journal Sequence Number | Operational Transaction | Operational Transaction Not Journal | Status | From Web Service | Source | Income type | Book Code | Operational Transaction Date | Accounting Date | Fiscal Year | Fiscal Period | Ledger Account | Amount | DR/CR | Spend Category | Pay Component | Revenue Category | Posting Rule Describe | Fund | Business Unit | Department | Division | Program Group | Cost Center | Grant | Miscellaneous Other Analytic Structure | Project | Project Phase | Project Task | Project Plan Task | Tringa Project ID | Tringa Building ID | Location | Header Memo | Line Memo | Supplier ID | Supplier Name | Supplier Contract | Purchase Orders | Supplier Invoice Payment Date | Culturally Specific Services | Customer ID | Customer Name | Sponsor ID | Sponsor Name | Created by | Created Date | Approved by | Approved Date | Bank Account | Ad Hoc Payee | Ad Hoc Payee Category | Antifraud Time Type | CFDA Number | CFDA Description | Federal Award ID # (FAIN) | Budget Date | Match ID | Match Type | Transaction Match Date | Matching Rec ID |
|---|---|---

| Journal | Journal | Journal Sequence Number | Operational Transaction | Operational Transaction Sub Journal | Status | From Web Service | Source | Invoice type | Book Code | Operational Transaction Date | Accounting Date | Fiscal Year | Fiscal Period | Ledger Account | Amount | DR/CR | Spend Category | Pay Component | Revenue Category | Posting Rule Overrides | Fund | Business Unit | Department | Division | Program Group | Cost Center | Grant | Miscellaneous Other Costing Structure | Project | Project Phase | Project Task | Project Plan Task | Tringa Project ID | Tringa Building ID | Location | Header Memo | Line Memo | Supplier ID | Supplier Name | Supplier Contract | Purchase Orders | Supplier Invoice Payment Date | Culturally Specific Services | Customer ID | Customer Name | Sponsor ID | Sponsor Name | Created by | Created Date | Approved by | Approved Date | Bank Account | Ad Hoc Payee | Ad Hoc Payee Category | Antifraud Tree Type | CFDA Number | CFDA Description | Federal Award ID # (FAIN) | Budget Date | Match ID | Match Type | Transaction Match Date | Matching Rec ID |
|---|---|---

| Journal | Journal | Journal Sequence Number | Operational Transaction | Operational Transaction Sub Journal | Status | From Web Service | Source | Income type | Book Code | Operational Transaction Date | Accounting Date | Fiscal Year | Fiscal Period | Ledger Account | Amount | DR/CR | Spend Category | Pay Component | Revenue Category | Posting Rule Overrides | Fund | Business Unit | Department | Division | Program Group | Cost Center | Grant | Miscellaneous Other Existing Structure | Project | Project Phase | Project Task | Project Plan Task | Tringa Project ID | Tringa Building ID | Location | Header Memo | Line Memo | Supplier ID | Supplier Name | Supplier Contract | Purchase Orders | Supplier Invoice Payment Date | Culturally Specific Services | Customer ID | Customer Name | Sponsor ID | Sponsor Name | Created by | Created Date | Approved by | Approved Date | Bank Account | Ad Hoc Payee | Ad Hoc Payee Category | Attributed Time Type | CFDA Number | CFDA Description | Federal Award ID # (FAIN) | Budget Date | Match ID | Match Type | Transaction Match Date | Matching Rec-ID |
|---|---|---

| Journal | Journal | Journal Sequence Number | Operational Transaction | Operational Transaction Not Journal | Status | From Web Service | Source | Income type | Book Code | Operational Transaction Date | Accounting Date | Fiscal Year | Fiscal Period | Ledger Account | Amount | DR/CR | Spend Category | Pay Component | Revenue Category | Posting Rule Overrides | Fund | Business Unit | Department | Division | Program Group | Cost Center | Grant | Miscellaneous Other Existing Structure | Project | Project Phase | Project Task | Project Plan Task | Tringa Project ID | Tringa Building ID | Location | Header Memo | Line Memo | Supplier ID | Supplier Name | Supplier Contract | Purchase Orders | Supplier Invoice Payment Date | Culturally Specific Services | Customer ID | Customer Name | Sponsor ID | Sponsor Name | Created by | Created Date | Approved by | Approved Date | Bank Account | Ad Hoc Payee | Ad Hoc Payee Category | Antifraud Tree Type | CFDA Number | CFDA Description | Federal Award ID # (FAIN) | Budget Date | Match ID | Match Type | Transaction Match Date | Matching Rec ID |
|---|---|---

| Journal | Journal | Journal Sequence Number | Operational Transaction | Operational Transaction Not Journal | Status | From Web Service | Source | Income type | Book Code | Operational Transaction Date | Accounting Date | Fiscal Year | Fiscal Period | Ledger Account | Amount | DR/CR | Spend Category | Pay Component | Revenue Category | Posting Rule Describe | Fund | Business Unit | Department | Division | Program Group | Cost Center | Grant | Miscellaneous Other Existing Structure | Project | Project Phase | Project Task | Project Plan Task | Tringa Project ID | Tringa Building ID | Location | Header Memo | Line Memo | Supplier ID | Supplier Name | Supplier Contract | Purchase Orders | Supplier Invoice Payment Date | Culturally Specific Services | Customer ID | Customer Name | Sponsor ID | Sponsor Name | Created by | Created Date | Approved by | Approved Date | Bank Account | Ad Hoc Payee | Ad Hoc Payee Category | Antifraud Tree Type | CFDA Number | CFDA Description | Federal Award ID # (FAIN) | Budget Date | Match ID | Match Type | Transaction Match Date | Matching Rev ID |
|---|---|---

| Journal | Journal | Journal Sequence Number | Operational Transaction | Operational Transaction Sub-Journal | Status | From Web Service | Source | Invoice type | Book Code | Operational Transaction Date | Accounting Date | Fiscal Year | Fiscal Period | Ledger Account | Amount | DR/CR | Spend Category | Pay Component | Revenue Category | Posting Rule Overrides | Fund | Business Unit | Department | Division | Program Group | Cost Center | Grant | Miscellaneous Other Existing Structure | Project | Project Phase | Project Task | Project Plan Task | Tribgs Project ID | Tribgs Building ID | Location | Header Memo | Line Memo | Supplier ID | Supplier Name | Supplier Contract | Purchase Orders | Supplier Invoice Payment Date | Culturally Specific Services | Customer ID | Customer Name | Sponsor ID | Sponsor Name | Created by | Created Date | Approved by | Approved Date | Bank Account | Ach Rec Payee | Ach Rec Payee Category | Antdfund Tree Type | CFDA Number | CFDA Description | Federal Award ID # (FAIN) | Budget Date | Match ID | Match Type | Transaction Match Date | Matching Rec ID |
|---|---|---

| Journal | Journal | Journal Sequence Number | Operational Transaction | Operational Transaction Not Journal | Status | From Web Service | Source | Income type | Book Code | Operational Transaction Date | Accounting Date | Fiscal Year | Fiscal Period | Ledger Account | Amount | DR/CR | Spend Category | Pay Component | Revenue Category | Posting Rule Describe | Fund | Business Unit | Department | Division | Program Group | Cost Center | Grant | Miscellaneous Other Holding Structure | Project | Project Phase | Project Task | Project Plan Task | Tringa Project ID | Tringa Building ID | Location | Header Memo | Line Memo | Supplier ID | Supplier Name | Supplier Contract | Purchase Orders | Supplier Invoice Payment Date | Culturally Specific Services | Customer ID | Customer Name | Sponsor ID | Sponsor Name | Created by | Created Date | Approved by | Approval Date | Bank Account | Ad Hoc Payee | Ad Hoc Payee Category | Attributed Time Type | CFDA Number | CFDA Description | Federal Award ID # (FAIN) | Budget Date | Match ID | Match Type | Transaction Match Date | Matching Rec ID |
|---|---|---

| Journal | Journal | Journal Sequence Number | Operational Transaction | Operational Transaction Not Allowed | Status | From Web Service | Source | Income type | Book Code | Operational Transaction Date | Accounting Date | Fiscal Year | Fiscal Period | Ledger Account | Amount | DR/CR | Spend Category | Pay Component | Revenue Category | Posting Rule Describe | Fund | Business Unit | Department | Division | Program Group | Cost Center | Grant | Miscellaneous Other Existing Structure | Project | Project Phase | Project Task | Project Plan Task | Tringa Project ID | Tringa Building ID | Location | Header Memo | Line Memo | Supplier ID | Supplier Name | Supplier Contract | Purchase Orders | Supplier Invoice Payment Date | Culturally Specific Services | Customer ID | Customer Name | Sponsor ID | Sponsor Name | Created by | Created Date | Approved by | Approved Date | Bank Account | Ad Hoc Payee | Ad Hoc Payee Category | Antifraud Time Type | CFDA Number | CFDA Description | Federal Award ID # (FAIN) | Budget Date | Match ID | Match Type | Transaction Match Date | Matching Rec ID |
|---|---|---

| Journal | Journal | Journal Sequence Number | Operational Transaction | Operational Transaction Not Journal | Status | From Web Service | Source | Income type | Book Code | Operational Transaction Date | Accounting Date | Fiscal Year | Fiscal Period | Ledger Account | Amount | DR/CR | Spend Category | Pay Component | Revenue Category | Posting Rule Describe | Fund | Business Unit | Department | Division | Program Group | Cost Center | Grant | Miscellaneous Other Costing Structure | Project | Project Phase | Project Task | Project Plan Task | Tringa Project ID | Tringa Building ID | Location | Header Memo | Line Memo | Supplier ID | Supplier Name | Supplier Contract | Purchase Orders | Supplier Invoice Payment Date | Culturally Specific Services | Customer ID | Customer Name | Sponsor ID | Sponsor Name | Created by | Created Date | Approved by | Approved Date | Bank Account | Ad Hoc Payee | Ad Hoc Payee Category | Antifraud Tree Type | CFDA Number | CFDA Description | Federal Award ID # (FAIN) | Budget Date | Match ID | Match Type | Transaction Match Date | Matching Rec ID |
|---|---|---

| Journal | Journal | Journal Sequence Number | Operational Transaction | Operational Transaction Not Journal | Status | From Web Service | Source | Income type | Book Code | Operational Transaction Date | Accounting Date | Fiscal Year | Fiscal Period | Ledger Account | Amount | DR/CR | Spend Category | Pay Component | Revenue Category | Posting Rule Describe | Fund | Business Unit | Department | Division | Program Group | Cost Center | Grant | Miscellaneous Other Existing Revenue | Project | Project Phase | Project Task | Project Plan Task | Tringa Project ID | Tringa Building ID | Location | Header Memo | Line Memo | Supplier ID | Supplier Name | Supplier Contract | Purchase Orders | Supplier Invoice Payment Date | Culturally Specific Services | Customer ID | Customer Name | Sponsor ID | Sponsor Name | Created by | Created Date | Approved by | Approval Date | Bank Account | Ad Hoc Payee | Ad Hoc Payee Category | Jet/Journal Tree Type | CFDA Number | CFDA Description | Federal Award ID # (FAIN) | Budget Date | Match ID | Match Type | Transaction Match Date | Matching Rec ID |
|---|---|---

Journal	Journal	Journal Sequence Number	Operational Transaction	Operational Transaction Not Journal	Status	From Web Service	Source	Invoice type	Book Code	Operational Transaction Date	Accounting Date	Fiscal Year	Fiscal Period	Ledger Account	Amount	DR/CR	Spend Category	Pay Component	Revenue Category	Posting Rule Describe	Fund	Business Unit	Department	Division	Program Group	Cost Center	Grant	Miscellaneous Other Existing Structure	Project	Project Phase	Project Task	Project Plan Task	Tringa Project ID	Tringa Building ID	Location	Header Memo	Line Memo	Supplier ID	Supplier Name	Supplier Contract	Purchase Orders	Supplier Invoice Payment Date	Culturally Specific Services	Customer ID	Customer Name	Sponsor ID	Sponsor Name	Created by	Created Date	Approved by	Approved Date	Bank Account	Ad Hoc Payee	Ad Hoc Payee Category	Jeridrivest Tree Type	CFDA Number	CFDA Description	Federal Award ID # (FAIN)	Budget Date	Match ID	Match Type	Transaction Match Date	Matching Rec ID
JRNL-00078556 - 1000 - Multnomah County - 1000 - Multnomah County - 12/01/2021 - Pilot Time - 12/31/2021 - Pilot Time - N-TCW-	JRNL-00078556 - 1000 - Multnomah County - 1000 - Multnomah County - 12/01/2021 - Pilot Time - 12/31/2021 - Pilot Time - N-TCW-	JRNL-PTCE-0006767			Posted	Yes	Manual Journal - Correcting Entry			12/1/2021	12/1/2021	2022	06	60130-Salary Related	0.33	DR		Grant Closing		55001-Federal - Ryan White Title IV - 16.793	31036-Freelandy Qualified Health Clinic (FQHC)	40-Health Department	40-65-HCP-DHO Integrated Clinical Services	40-65-HCP-DHO-HIV Clinic	2180002-HB-FQHC-HIV Clinic Services	7500-2000 72-F-00-1401 FQHC Ryan White Title IV PART D																					Mid-Year Out-Year - Steward: 7100 to 7170	Mid-Year Out-Year - Steward: 7100 to 7170							Steven Tang	1/3/2022	Maria Teresa Engelen	1/3/22 14:28					93.153	Coordinated Services and Access to Research for Women, Infants, Children, and Youth		12/1/2021				
JRNL-00078556 - 1000 - Multnomah County - 1000 - Multnomah County - 12/01/2021 - Pilot Time - 12/31/2021 - Pilot Time - N-TCW-	JRNL-00078556 - 1000 - Multnomah County - 1000 - Multnomah County - 12/01/2021 - Pilot Time - 12/31/2021 - Pilot Time - N-TCW-	JRNL-PTCE-0006767			Posted	Yes	Manual Journal - Correcting Entry			12/1/2021	12/1/2021	2022	06	60140-Insurance Benefits	0.06	DR		Grant Closing		55001-Federal - Ryan White Title IV - 16.793	31036-Freelandy Qualified Health Clinic (FQHC)	40-Health Department	40-65-HCP-DHO Integrated Clinical Services	40-65-HCP-DHO-HIV Clinic	2180002-HB-FQHC-HIV Clinic Services	7500-2000 72-F-00-1401 FQHC Ryan White Title IV PART D																					Mid-Year Out-Year - Steward: 7100 to 7170	Mid-Year Out-Year - Steward: 7100 to 7170							Steven Tang	1/3/2022	Maria Teresa Engelen	1/3/22 14:28					93.153	Coordinated Services and Access to Research for Women, Infants, Children, and Youth		12/1/2021				
JRNL-00078556 - 1000 - Multnomah County - 1000 - Multnomah County - 12/01/2021 - Pilot Time - 12/31/2021 - Pilot Time - N-TCW-	JRNL-00078556 - 1000 - Multnomah County - 1000 - Multnomah County - 12/01/2021 - Pilot Time - 12/31/2021 - Pilot Time - N-TCW-	JRNL-PTCE-0006767			Posted	Yes	Manual Journal - Correcting Entry			12/1/2021	12/1/2021	2022	06	60000-Permanent	0.78	DR		Grant Closing		55001-Federal - Ryan White Title IV - 16.793	31036-Freelandy Qualified Health Clinic (FQHC)	40-Health Department	40-65-HCP-DHO Integrated Clinical Services	40-65-HCP-DHO-HIV Clinic	2180002-HB-FQHC-HIV Clinic Services	7500-2000 72-F-00-1401 FQHC Ryan White Title IV PART D																					Mid-Year Out-Year - Steward: 7100 to 7170	Mid-Year Out-Year - Steward: 7100 to 7170							Steven Tang	1/3/2022	Maria Teresa Engelen	1/3/22 14:28					93.153	Coordinated Services and Access to Research for Women, Infants, Children, and Youth		12/1/2021				
JRNL-00078556 - 1000 - Multnomah County - 1000 - Multnomah County - 12/01/2021 - Pilot Time - 12/31/2021 - Pilot Time - N-TCW-	JRNL-00078556 - 1000 - Multnomah County - 1000 - Multnomah County - 12/01/2021 - Pilot Time - 12/31/2021 - Pilot Time - N-TCW-	JRNL-PTCE-0006767			Posted	Yes	Manual Journal - Correcting Entry			12/1/2021	12/1/2021	2022	06	60140-Insurance Benefits	0.04	DR		Grant Closing		55001-Federal - Ryan White Title IV - 16.793	31036-Freelandy Qualified Health Clinic (FQHC)	40-Health Department	40-65-HCP-DHO Integrated Clinical Services	40-65-HCP-DHO-HIV Clinic	2180002-HB-FQHC-HIV Clinic Services	7500-2000 72-F-00-1401 FQHC Ryan White Title IV PART D																					Mid-Year Out-Year - Steward: 7100 to 7170	Mid-Year Out-Year - Steward: 7100 to 7170							Steven Tang	1/3/2022	Maria Teresa Engelen	1/3/22 14:28					93.153	Coordinated Services and Access to Research for Women, Infants, Children, and Youth		12/1/2021				
JRNL-00078556 - 1000 - Multnomah County - 1000 - Multnomah County - 12/01/2021 - Pilot Time - 12/31/2021 - Pilot Time - N-TCW-	JRNL-00078556 - 1000 - Multnomah County - 1000 - Multnomah County - 12/01/2021 - Pilot Time - 12/31/2021 - Pilot Time - N-TCW-	JRNL-PTCE-0006767			Posted	Yes	Manual Journal - Correcting Entry			12/1/2021	12/1/2021	2022	06	60130-Salary Related	0.13	DR		Grant Closing		55001-Federal - Ryan White Title IV - 16.793	31036-Freelandy Qualified Health Clinic (FQHC)	40-Health Department	40-65-HCP-DHO Integrated Clinical Services	40-65-HCP-DHO-HIV Clinic	2180002-HB-FQHC-HIV Clinic Services	7500-2000 72-F-00-1401 FQHC Ryan White Title IV PART D																					Mid-Year Out-Year - Steward: 7100 to 7170	Mid-Year Out-Year - Steward: 7100 to 7170							Steven Tang	1/3/2022	Maria Teresa Engelen	1/3/22 14:28					93.153	Coordinated Services and Access to Research for Women, Infants, Children, and Youth		12/1/2021				
JRNL-00078556 - 1000 - Multnomah County - 1000 - Multnomah County - 12/01/2021 - Pilot Time - 12/31/2021 - Pilot Time - N-TCW-	JRNL-00078556 - 1000 - Multnomah County - 1000 - Multnomah County - 12/01/2021 - Pilot Time - 12/31/2021 - Pilot Time - N-TCW-	JRNL-PTCE-0006767			Posted	Yes	Manual Journal - Correcting Entry			12/1/2021	12/1/2021	2022	06	60140-Insurance Benefits	0.01	DR		Grant Closing		55001-Federal - Ryan White Title IV - 16.793	31036-Freelandy Qualified Health Clinic (FQHC)	40-Health Department	40-65-HCP-DHO Integrated Clinical Services	40-65-HCP-DHO-HIV Clinic	2180002-HB-FQHC-HIV Clinic Services	7500-2000 72-F-00-1401 FQHC Ryan White Title IV PART D																					Mid-Year Out-Year - Steward: 7100 to 7170	Mid-Year Out-Year - Steward: 7100 to 7170							Steven Tang	1/3/2022	Maria Teresa Engelen	1/3/22 14:28					93.153	Coordinated Services and Access to Research for Women, Infants, Children, and Youth		12/1/2021				
JRNL-00078556 - 1000 - Multnomah County - 1000 - Multnomah County - 12/01/2021 - Pilot Time - 12/31/2021 - Pilot Time - N-TCW-	JRNL-00078556 - 1000 - Multnomah County - 1000 - Multnomah County - 12/01/2021 - Pilot Time - 12/31/2021 - Pilot Time - N-TCW-	JRNL-PTCE-0006767			Posted	Yes	Manual Journal - Correcting Entry			12/1/2021	12/1/2021	2022	06	60000-Permanent	1.04	DR		Grant Closing		55001-Federal - Ryan White Title IV - 16.793	31036-Freelandy Qualified Health Clinic (FQHC)	40-Health Department	40-65-HCP-DHO Integrated Clinical Services	40-65-HCP-DHO-HIV Clinic	2180002-HB-FQHC-HIV Clinic Services	7500-2000 72-F-00-1401 FQHC Ryan White Title IV PART D																					Mid-Year Out-Year - Steward: 7100 to 7170	Mid-Year Out-Year - Steward: 7100 to 7170							Steven Tang	1/3/2022	Maria Teresa Engelen	1/3/22 14:28					93.153	Coordinated Services and Access to Research for Women, Infants, Children, and Youth		12/1/2021				
JRNL-00078556 - 1000 - Multnomah County - 1000 - Multnomah County - 12/01/2021 - Pilot Time - 12/31/2021 - Pilot Time - N-TCW-	JRNL-00078556 - 1000 - Multnomah County - 1000 - Multnomah County - 12/01/2021 - Pilot Time - 12/31/2021 - Pilot Time - N-TCW-	JRNL-PTCE-0006767			Posted	Yes	Manual Journal - Correcting Entry			12/1/2021	12/1/2021	2022	06	60140-Insurance Benefits	0.02	DR		Grant Closing		55001-Federal - Ryan White Title IV - 16.793	31036-Freelandy Qualified Health Clinic (FQHC)	40-Health Department	40-65-HCP-DHO Integrated Clinical Services	40-65-HCP-DHO-HIV Clinic	2180002-HB-FQHC-HIV Clinic Services	7500-2000 72-F-00-1401 FQHC Ryan White Title IV PART D																					Mid-Year Out-Year - Steward: 7100 to 7170	Mid-Year Out-Year - Steward: 7100 to 7170							Steven Tang	1/3/2022	Maria Teresa Engelen	1/3/22 14:28					93.153	Coordinated Services and Access to Research for Women, Infants, Children, and Youth		12/1/2021				
JRNL-00078556 - 1000 - Multnomah County - 1000 - Multnomah County - 12/01/2021 - Pilot Time - 12/31/2021 - Pilot Time - N-TCW-	JRNL-00078556 - 1000 - Multnomah County - 1000 - Multnomah County - 12/01/2021 - Pilot Time - 12/31/2021 - Pilot Time - N-TCW-	JRNL-PTCE-0006767			Posted	Yes	Manual Journal - Correcting Entry			12/1/2021	12/1/2021	2022	06	60140-Insurance Benefits	0.01	DR		Grant Closing		55001-Federal - Ryan White Title IV - 16.793	31036-Freelandy Qualified Health Clinic (FQHC)	40-Health Department	40-65-HCP-DHO Integrated Clinical Services	40-65-HCP-DHO-HIV Clinic	2180002-HB-FQHC-HIV Clinic Services	7500-2000 72-F-00-1401 FQHC Ryan White Title IV PART D																					Mid-Year Out-Year - Steward: 7100 to 7170	Mid-Year Out-Year - Steward: 7100 to 7170							Steven Tang	1/3/2022	Maria Teresa Engelen	1/3/22 14:28					93.153	Coordinated Services and Access to Research for Women, Infants, Children, and Youth		12/1/2021				
JRNL-00078556 - 1000 - Multnomah County - 1000 - Multnomah County - 12/01/2021 - Pilot Time - 12/31/2021 - Pilot Time - N-TCW-	JRNL-00078556 - 1000 - Multnomah County - 1000 - Multnomah County - 12/01/2021 - Pilot Time - 12/31/2021 - Pilot Time - N-TCW-	JRNL-PTCE-0006767			Posted	Yes	Manual Journal - Correcting Entry			12/1/2021	12/1/2021	2022	06	60130-Salary Related	0.02	DR		Grant Closing		55001-Federal - Ryan White Title IV - 16.793	31036-Freelandy Qualified Health Clinic (FQHC)	40-Health Department	40-65-HCP-DHO Integrated Clinical Services	40-65-HCP-DHO-HIV Clinic	2180002-HB-FQHC-HIV Clinic Services	7500-2000 72-F-00-1401 FQHC Ryan White Title IV PART D																					Mid-Year Out-Year - Steward: 7100 to 7170	Mid-Year Out-Year - Steward: 7100 to 7170							Steven Tang	1/3/2022	Maria Teresa Engelen	1/3/22 14:28					93.153	Coordinated Services and Access to Research for Women, Infants, Children, and Youth		12/1/2021				
JRNL-00078556 - 1000 - Multnomah County - 1000 - Multnomah County - 12/01/2021 - Pilot Time - 12/31/2021 - Pilot Time - N-TCW-	JRNL-00078556 - 1000 - Multnomah County - 1000 - Multnomah County - 12/01/2021 - Pilot Time - 12/31/2021 - Pilot Time - N-TCW-	JRNL-PTCE-0006767			Posted	Yes	Manual Journal - Correcting Entry			12/1/2021	12/1/2021	2022	06	60140-Insurance Benefits	(0.01)	CR		Grant Closing		55001-Federal - Ryan White Title IV - 16.793	31036-Freelandy Qualified Health Clinic (FQHC)	40-Health Department	40-65-HCP-DHO Integrated Clinical Services	40-65-HCP-DHO-HIV Clinic	2180002-HB-FQHC-HIV Clinic Services	7500-2000 72-F-00-1401 FQHC Ryan White Title IV PART D																					Mid-Year Out-Year - Steward: 7100 to 7170	Mid-Year Out-Year - Steward: 7100 to 7170							Steven Tang	1/3/2022	Maria Teresa Engelen	1/3/22 14:28					93.153	Coordinated Services and Access to Research for Women, Infants, Children, and Youth		12/1/2021				
JRNL-00078556 - 1000 - Multnomah County - 1000 - Multnomah County - 12/01/2021 - Pilot Time - 12/31/2021 - Pilot Time - N-TCW-	JRNL-00078556 - 1000 - Multnomah County - 1000 - Multnomah County - 12/01/2021 - Pilot Time - 12/31/2021 - Pilot Time - N-TCW-	JRNL-PTCE-0006767			Posted	Yes	Manual Journal - Correcting Entry			12/1/2021	12/1/2021	2022	06	60000-Permanent	0.78	DR		Grant Closing		55001-Federal - Ryan White Title IV - 16.793	31036-Freelandy Qualified Health Clinic (FQHC)	40-Health Department	40-65-HCP-DHO Integrated Clinical Services	40-65-HCP-DHO-HIV Clinic	2180002-HB-FQHC-HIV Clinic Services	7500-2000 72-F-00-1401 FQHC Ryan White Title IV PART D																					Mid-Year Out-Year - Steward: 7100 to 7170	Mid-Year Out-Year - Steward: 7100 to 7170							Steven Tang	1/3/2022	Maria Teresa Engelen	1/3/22 14:28					93.153	Coordinated Services and Access to Research for Women, Infants, Children, and Youth		12/1/2021				
JRNL-00078556 - 1000 - Multnomah County - 1000 - Multnomah County - 12/01/2021 - Pilot Time - 12/31/2021 - Pilot Time - N-TCW-	JRNL-00078556 - 1000 - Multnomah County - 1000 - Multnomah County - 12/01/2021 - Pilot Time - 12/31/2021 - Pilot Time - N-TCW-	JRNL-PTCE-0006767			Posted	Yes	Manual Journal - Correcting Entry			12/1/2021	12/1/2021	2022	06	60140-Insurance Benefits	0.01	DR		Grant Closing		55001-Federal - Ryan White Title IV - 16.793	31036-Freelandy Qualified Health Clinic (FQHC)	40-Health Department	40-65-HCP-DHO Integrated Clinical Services	40-65-HCP-DHO-HIV Clinic	2180002-HB-FQHC-HIV Clinic Services	7500-2000 72-F-00-1401 FQHC Ryan White Title IV PART D																					Mid-Year Out-Year - Steward: 7100 to 7170	Mid-Year Out-Year - Steward: 7100 to 7170							Steven Tang	1/3/2022	Maria Teresa Engelen	1/3/22 14:28					93.153	Coordinated Services and Access to Research for Women, Infants, Children, and Youth		12/1/2021				
JRNL-00078556 - 1000 - Multnomah County - 1000 - Multnomah County - 12/01/2021 - Pilot Time - 12/31/2021 - Pilot Time - N-TCW-	JRNL-00078556 - 1000 - Multnomah County - 1000 - Multnomah County - 12/01/2021 - Pilot Time - 12/31/2021 - Pilot Time - N-TCW-	JRNL-PTCE-0006767			Posted	Yes	Manual Journal - Correcting Entry			12/1/2021	12/1/2021	2022	06	60000-Permanent	0.26	DR		Grant Closing		55001-Federal - Ryan White Title IV - 16.793	31036-Freelandy Qualified Health Clinic (FQHC)	40-Health Department	40-65-HCP-DHO Integrated Clinical Services	40-65-HCP-DHO-HIV Clinic	2180002-HB-FQHC-HIV Clinic Services	7500-2000 72-F-00-1401 FQHC Ryan White Title IV PART D																					Mid-Year Out-Year - Steward: 7100 to 7170	Mid-Year Out-Year - Steward: 7100 to 7170							Steven Tang	1/3/2022	Maria Teresa Engelen	1/3/22 14:28					93.153	Coordinated Services and Access to Research for Women, Infants, Children, and Youth		12/1/2021				
JRNL-00078556 - 1000 - Multnomah County - 1000 - Multnomah County - 12/01/2021 - Pilot Time - 12/31/2021 - Pilot Time - N-TCW-	JRNL-00078556 - 1000 - Multnomah County - 1000 - Multnomah County - 12/01/2021 - Pilot Time - 12/31/2021 - Pilot Time - N-TCW-	JRNL-PTCE-0006767			Posted	Yes	Manual Journal - Correcting Entry			12/1/2021	12/1/2021	2022	06	60140-Insurance Benefits	0.01	DR		Grant Closing		55001-Federal - Ryan White Title IV - 16.793	31036-Freelandy Qualified Health Clinic (FQHC)	40-Health Department	40-65-HCP-DHO Integrated Clinical Services	40-65-HCP-DHO-HIV Clinic	2180002-HB-FQHC-HIV Clinic Services	7500-2000 72-F-00-1401 FQHC Ryan White Title IV PART D																					Mid-Year Out-Year - Steward: 7100 to 7170	Mid-Year Out-Year - Steward: 7100 to 7170							Steven Tang	1/3/2022	Maria Teresa Engelen	1/3/22 14:28					93.153	Coordinated Services and Access to Research for Women, Infants, Children, and Youth		12/1/2021				
JRNL-00078556 - 1000 - Multnomah County - 1000 - Multnomah County - 12/01/2021 - Pilot Time - 12/31/2021 - Pilot Time - N-TCW-	JRNL-00078556 - 1000 - Multnomah County - 1000 - Multnomah County - 12/01/2021 - Pilot Time - 12/31/2021 - Pilot Time - N-TCW-	JRNL-PTCE-0006767			Posted	Yes	Manual Journal - Correcting Entry			12/1/2021	12/1/2021	2022	06	60140-Insurance Benefits	0.01	DR		Grant Closing		55001-Federal - Ryan White Title IV - 16.793	31036-Freelandy Qualified Health Clinic (FQHC)	40-Health Department	40-65-HCP-DHO Integrated Clinical Services	40-65-HCP-DHO-HIV Clinic	2180002-HB-FQHC-HIV Clinic Services	7500-2000 72-F-00-1401 FQHC Ryan White Title IV PART D																					Mid-Year Out-Year - Steward: 7100 to 7170	Mid-Year Out-Year - Steward: 7100 to 7170							Steven Tang	1/3/2022	Maria Teresa Engelen	1/3/22 14:28					93.153	Coordinated Services and Access to Research for Women, Infants, Children, and Youth		12/1/2021				
JRNL-00078556 - 1000 - Multnomah County - 1000 - Multnomah County - 12/01/2021 - Pilot Time - 12/31/2021 - Pilot Time - N-TCW-	JRNL-00078556 - 1000 - Multnomah County - 1000 - Multnomah County - 12/01/2021 - Pilot Time - 12/31/2021 - Pilot Time - N-TCW-	JRNL-PTCE-0006767			Posted	Yes	Manual Journal - Correcting Entry			12/1/2021	12/1/2021	2022	06	60130-Salary Related	0.08	DR		Grant Closing		55001-Federal - Ryan White Title IV - 16.793	31036-Freelandy Qualified Health Clinic (FQHC)	40-Health Department	40-65-HCP-DHO Integrated Clinical Services	40-65-HCP-DHO-HIV Clinic	2180002-HB-FQHC-HIV Clinic Services	7500-2000 72-F-00-1401 FQHC Ryan White Title IV PART D																					Mid-Year Out-Year - Steward: 7100 to 7170	Mid-Year Out-Year - Steward: 7100 to 7170							Steven Tang	1/3/2022	Maria Teresa Engelen	1/3/22 14:28					93.153	Coordinated Services and Access to Research for Women, Infants, Children, and Youth		12/1/2021				
JRNL-00078556 - 1000 - Multnomah County - 1000 - Multnomah County - 12/01/2021 - Pilot Time - 12/31/2021 - Pilot Time - N-TCW-	JRNL-00078556 - 1000 - Multnomah County - 1000 - Multnomah County - 12/01/2021 - Pilot Time - 12/31/2021 - Pilot Time - N-TCW-	JRNL-PTCE-0006767			Posted	Yes	Manual Journal - Correcting Entry			12/1/2021	12/1/2021	2022	06	60140-Insurance Benefits	0.09	DR		Grant Closing		55001-Federal - Ryan White Title IV - 16.793	31036-Freelandy Qualified Health Clinic (FQHC)	40-Health Department	40-65-HCP-DHO Integrated Clinical Services	40-65-HCP-DHO-HIV Clinic	2180002-HB-FQHC-HIV Clinic Services	7500-2000 72-F-00-1401 FQHC Ryan White Title IV PART D																					Mid-Year Out-Year - Steward: 7100 to 7170	Mid-Year Out-Year - Steward: 7100 to 7170							Steven Tang	1/3/2022	Maria Teresa Engelen	1/3/22 14:28					93.153	Coordinated Services and Access to Research for Women, Infants, Children, and Youth		12/1/2021				
JRNL-00078556 - 1000 - Multnomah County - 1000 - Multnomah County - 12/01/2021 - Pilot Time - 12/31/2021 - Pilot Time - N-TCW-	JRNL-00078556 - 1000 - Multnomah County - 1000 - Multnomah County - 12/01/2021 - Pilot Time - 12/31/2021 - Pilot Time - N-TCW-	JRNL-PTCE-0006767			Posted	Yes	Manual Journal - Correcting Entry			12/1/2021	12/1/2021	2022	06	60000-Permanent	0.26	DR		Grant Closing		55001-Federal - Ryan White Title IV - 16.793	31036-Freelandy Qualified Health Clinic (FQHC)	40-Health Department	40-65-HCP-DHO Integrated Clinical Services	40-65-HCP-DHO-HIV Clinic	2180002-HB-FQHC-HIV Clinic Services	7500-2000 72-F-00-1401 FQHC Ryan White Title IV PART D																					Mid-Year Out-Year - Steward: 7100 to 7170	Mid-Year Out-Year - Steward: 7100 to 7170							Steven Tang	1/3/2022	Maria Teresa Engelen	1/3/22 14:28					93.153	Coordinated Services and Access to Research for Women, Infants, Children, and Youth		12/1/2021				
JRNL-00078556 - 1000 - Multnomah County - 1000 - Multnomah County - 12/01/2021 - Pilot Time - 12/31/2021 - Pilot Time - N-TCW-	JRNL-00078556 - 1000 - Multnomah County - 1000 - Multnomah County - 12/01/2021 - Pilot Time - 12/31/2021 - Pilot Time - N-TCW-	JRNL-PTCE-0006767			Posted	Yes	Manual Journal - Correcting Entry			12/1/2021	12/1/2021	2022	06	60140-Insurance Benefits	0.01	DR		Grant Closing		55001-Federal - Ryan White Title IV - 16.793	31036-Freelandy Qualified Health Clinic (FQHC)	40-Health Department	40-65-HCP-DHO Integrated Clinical Services	40-65-HCP-DHO-HIV Clinic	2180002-HB-FQHC-HIV Clinic Services	7500-2000 72-F-00-1401 FQHC Ryan White Title IV PART D																					Mid-Year Out-Year - Steward: 7100 to 7170	Mid-Year Out-Year - Steward: 7100 to 7170							Steven Tang	1/3/2022	Maria Teresa Engelen	1/3/22 14:28					93.153	Coordinated Services and Access to Research for Women, Infants, Children, and Youth		12/1/2021				
JRNL-00078556 - 1000 - Multnomah County - 1000 - Multnomah County - 12/01/2021 - Pilot Time - 12/31/2021 - Pilot Time - N-TCW-	JRNL-00078556 - 1000 - Multnomah County - 1000 - Multnomah County - 12/01/2021 - Pilot Time - 12/31/2021 - Pilot Time - N-TCW-	JRNL-PTCE-0006767			Posted	Yes	Manual Journal - Correcting Entry			12/1/2021	12/1/2021	2022	06	60130-Salary Related	0.04	DR		Grant Closing		55001-Federal - Ryan White Title IV - 16.793	31036-Freelandy Qualified Health Clinic (FQHC)	40-Health Department	40-65-HCP-DHO Integrated Clinical Services	40-65-HCP-DHO-HIV Clinic	2180002-HB-FQHC-HIV Clinic Services	7500-2000 72-F-00-1401 FQHC Ryan White Title IV PART D																					Mid-Year Out-Year - Steward: 7100 to 7170	Mid-Year Out-Year - Steward: 7100 to 7170							Steven Tang	1/3/2022	Maria Teresa Engelen	1/3/22 14:28					93.153	Coordinated Services and Access to Research for Women, Infants, Children, and Youth		12/1/2021				
JRNL-00078556 - 1000 - Multnomah County - 1000 - Multnomah County - 12/01/2021 - Pilot Time - 12/31/2021 - Pilot Time - N-TCW-	JRNL-00078556 - 1000 - Multnomah County - 1000 - Multnomah County - 12/01/2021 - Pilot Time - 12/31/2021 - Pilot Time - N-TCW-	JRNL-PTCE-0006767			Posted	Yes	Manual Journal - Correcting Entry			12/1/2021	12/1/2021	2022	06	60140-Insurance Benefits	0.02	DR		Grant Closing		55001-Federal - Ryan White Title IV - 16.793	31036-Freelandy Qualified Health Clinic (FQHC)	40-Health Department	40-65-HCP-DHO Integrated Clinical Services	40-65-HCP-DHO-HIV Clinic	2180002-HB-FQHC-HIV Clinic Services	7500-2000 72-F-00-1401 FQHC Ryan White Title IV PART D																					Mid-Year Out-Year - Steward: 7100 to 7170	Mid-Year Out-Year - Steward: 7100 to 7170							Steven Tang	1/3/2022	Maria Teresa Engelen	1/3/22 14:28					93.153	Coordinated Services and Access to Research for Women, Infants, Children, and Youth		12/1/2021				
JRNL-00078556 - 1000 - Multnomah County - 1000 - Multnomah County - 12/01/2021 - Pilot Time - 12/31/2021 - Pilot Time - N-TCW-	JRNL-00078556 - 1000 - Multnomah County - 1000 - Multnomah County - 12/01/2021 - Pilot Time - 12/31/2021 - Pilot Time - N-TCW-	JRNL-PTCE-0006767			Posted	Yes	Manual Journal - Correcting Entry			12/1/2021	12/1/2021	2022	06	60130-Salary Related	0.05	DR		Grant Closing		55001-Federal - Ryan White Title IV - 16.793	31036-Freelandy Qualified Health Clinic (FQHC)	40-Health Department	40-65-HCP-DHO Integrated Clinical Services	40-65-HCP-DHO-HIV Clinic	2180002-HB-FQHC-HIV Clinic Services	7500-2000 72-F-00-1401 FQHC Ryan White Title IV PART D																					Mid-Year Out-Year - Steward: 7100 to 7170	Mid-Year Out-Year - Steward: 7100 to 7170							Steven Tang	1/3/2022	Maria Teresa Engelen	1/3/22 14:28					93.153	Coordinated Services and Access to Research for Women, Infants, Children, and Youth		12/1/2021				

| Journal | Journal | Journal Sequence Number | Operational Transaction | Operational Transaction Non-Journal | Status | From Web Service | Source | Income type | Book Code | Operational Transaction Date | Accounting Date | Fiscal Year | Fiscal Period | Ledger Account | Amount | DR/CR | Spend Category | Pay Component | Revenue Category | Posting Rule Overrides | Fund | Business Unit | Department | Division | Program Group | Cost Center | Grant | Miscellaneous Other Existing Structure | Project | Project Phase | Project Task | Project Plan Task | Tritiga Project ID | Tritiga Building ID | Location | Header Memo | Line Memo | Supplier ID | Supplier Name | Supplier Contract | Purchase Orders | Supplier Invoice Payment Date | Culturally Specific Services | Customer ID | Customer Name | Sponsor ID | Sponsor Name | Created by | Created Date | Approved by | Approved Date | Bank Account | Ad Hoc Payee | Ad Hoc Payee Category | Jeridictional Tree Type | CFDA Number | CFDA Description | Federal Award ID # (FAIN) | Budget Date | Match ID | Match Type | Transaction Match Date | Matching Rec ID |
|---|---|---

| Journal | Journal | Journal Sequence Number | Operational Transaction | Operational Transaction Not Journal | Status | From Web Service | Source | Income type | Book Code | Operational Transaction Date | Accounting Date | Fiscal Year | Fiscal Period | Ledger Account | Amount | DR/CR | Spend Category | Pay Component | Revenue Category | Posting Rule Excerpts | Fund | Business Unit | Department | Division | Program Group | Cost Center | Miscellaneous Other Existing Structure | Project | Project Phase | Project Task | Project Plan Task | Tringa Project ID | Tringa Building ID | Location | Header Memo | Line Memo | Supplier ID | Supplier Name | Supplier Contract | Purchase Orders | Supplier Invoice Payment Date | Culturally Specific Services | Customer ID | Customer Name | Sponsor ID | Sponsor Name | Created by | Created Date | Approved by | Approved Date | Bank Account | Ad Hoc Payee | Ad Hoc Payee Category | Jet/Grant Tree Type | CFDA Number | CFDA Description | Federal Award ID # (FAIN) | Budget Date | Match ID | Match Type | Transaction Match Date | Matching Rec ID |
|---|---|---

| Journal | Journal | Journal Sequence Number | Operational Transaction | Operational Transaction Sub-Journal | Status | From Web Service | Source | Income type | Book Code | Operational Transaction Date | Accounting Date | Fiscal Year | Fiscal Period | Ledger Account | Amount | DR/CR | Spend Category | Pay Component | Revenue Category | Posting Rule Description | Fund | Business Unit | Department | Division | Program Group | Cost Center | Grant | Miscellaneous Other Existing Structure | Project | Project Phase | Project Task | Project Plan Task | Tringa Project ID | Tringa Building ID | Location | Header Memo | Line Memo | Supplier ID | Supplier Name | Supplier Contract | Purchase Orders | Supplier Invoice Payment Date | Culturally Specific Services | Customer ID | Customer Name | Sponsor ID | Sponsor Name | Created by | Created Date | Approved by | Approved Date | Bank Account | Ad Hoc Payee | Ad Hoc Payee Category | Additional Tree Type | CFDA Number | CFDA Description | Federal Award ID # (FAIN) | Budget Date | Match ID | Match Type | Transaction Match Date | Matching Rec ID |
|---|---|---

| Journal | Journal | Journal Sequence Number | Operational Transaction | Operational Transaction Sub Journal | Status | From Web Service | Source | Invoice type | Book Code | Operational Transaction Date | Accounting Date | Fiscal Year | Fiscal Period | Ledger Account | Amount | DR/CR | Spend Category | Pay Component | Revenue Category | Posting Rule Describe | Fund | Business Unit | Department | Division | Program Group | Cost Center | Grant | Miscellaneous Other Existing Structure | Project | Project Phase | Project Task | Project Plan Task | Tribal Project ID | Tribal Building ID | Location | Header Memo | Line Memo | Supplier ID | Supplier Name | Supplier Contract | Purchase Orders | Supplier Invoice Payment Date | Culturally Specific Services | Customer ID | Customer Name | Sponsor ID | Sponsor Name | Created by | Created Date | Approved by | Approved Date | Bank Account | Ad Hoc Payee | Ad Hoc Payee Category | Antifraud Tree Type | CFDA Number | CFDA Description | Federal Award ID # (FAIN) | Budget Date | Match ID | Match Type | Transaction Match Date | Matching Rev ID |
|---|---|---

| Journal | Journal | Journal Sequence Number | Operational Transaction | Operational Transaction Not Journal | Status | From Web Service | Source | Income type | Book Code | Operational Transaction Date | Accounting Date | Fiscal Year | Fiscal Period | Ledger Account | Amount | DR/CR | Spend Category | Pay Component | Revenue Category | Posting Rule Excerpts | Fund | Business Unit | Department | Division | Program Group | Cost Center | Grant | Miscellaneous Other Existing Structure | Project | Project Phase | Project Task | Project Plan Task | Tringa Project ID | Tringa Building ID | Location | Header Memo | Line Memo | Supplier ID | Supplier Name | Supplier Contract | Purchase Orders | Supplier Invoice Payment Date | Culturally Specific Services | Customer ID | Customer Name | Sponsor ID | Sponsor Name | Created by | Created Date | Approved by | Approved Date | Bank Account | Ad Hoc Payee | Ad Hoc Payee Category | Antifraud Tree Type | CFDA Number | CFDA Description | Federal Award ID # (FAIN) | Budget Date | Match ID | Match Type | Transaction Match Date | Matching Rec ID |
|---|---|---

| Journal | Journal | Journal Sequence Number | Operational Transaction | Operational Transaction Not Journal | Status | From Web Service | Source | Invoice type | Book Code | Operational Transaction Date | Accounting Date | Fiscal Year | Fiscal Period | Ledger Account | Amount | DR/CR | Spend Category | Pay Component | Revenue Category | Posting Rule Describe | Fund | Business Unit | Department | Division | Program Group | Cost Center | Grant | Miscellaneous Other Existing Structure | Project | Project Phase | Project Task | Project Plan Task | Tringa Project ID | Tringa Building ID | Location | Header Memo | Line Memo | Supplier ID | Supplier Name | Supplier Contract | Purchase Orders | Supplier Invoice Payment Date | Culturally Specific Services | Customer ID | Customer Name | Sponsor ID | Sponsor Name | Created by | Created Date | Approved by | Approved Date | Bank Account | Ad Hoc Payee | Ad Hoc Payee Category | Attributed Tree Type | CFDA Number | CFDA Description | Federal Award ID # (FAIN) | Budget Date | Match ID | Match Type | Transaction Match Date | Matching Rec ID |
|---|---|---

| Journal | Journal | Journal Sequence Number | Operational Transaction | Operational Transaction Not Journal | Status | From Web Service | Source | Income type | Book Code | Operational Transaction Date | Accounting Date | Fiscal Year | Fiscal Period | Ledger Account | Amount | DR/CR | Spend Category | Pay Component | Revenue Category | Posting Rule Describe | Fund | Business Unit | Department | Division | Program Group | Cost Center | Grant | Miscellaneous Other Existing Structure | Project | Project Phase | Project Task | Project Plan Task | Tribe Project ID | Tribe Building ID | Location | Header Memo | Line Memo | Supplier ID | Supplier Name | Supplier Contract | Purchase Orders | Supplier Invoice Payment Date | Culturally Specific Services | Customer ID | Customer Name | Sponsor ID | Sponsor Name | Created by | Created Date | Approved by | Approved Date | Bank Account | Ad Hoc Payee | Ad Hoc Payee Category | Antdtrust Tree Type | CFDA Number | CFDA Description | Federal Award ID # (FAIN) | Budget Date | Match ID | Match Type | Transaction Match Date | Matching Rec ID |
|---|---|---

| Journal | Journal | Journal Sequence Number | Operational Transaction | Operational Transaction Not Journal | Status | From Web Service | Source | Invoice type | Book Code | Operational Transaction Date | Accounting Date | Fiscal Year | Fiscal Period | Ledger Account | Amount | DR/CR | Spend Category | Pay Component | Revenue Category | Posting Rule Describe | Fund | Business Unit | Department | Division | Program Group | Cost Center | Grant | Miscellaneous Other Holding Structure | Project | Project Phase | Project Task | Project Plan Task | Tringa Project ID | Tringa Building ID | Location | Header Memo | Line Memo | Supplier ID | Supplier Name | Supplier Contract | Purchase Orders | Supplier Invoice Payment Date | Culturally Specific Services | Customer ID | Customer Name | Sponsor ID | Sponsor Name | Created by | Created Date | Approved by | Approved Date | Bank Account | Ad Hoc Payee | Ad Hoc Payee Category | Antifraud Tree Type | CFDA Number | CFDA Description | Federal Award ID # (FAIN) | Budget Date | Match ID | Match Type | Transaction Match Date | Matching Rev ID |
|---|---|---

| Journal | Journal | Journal Sequence Number | Operational Transaction | Operational Transaction Not Journal | Status | From Web Service | Source | Income type | Book Code | Operational Transaction Date | Accounting Date | Fiscal Year | Fiscal Period | Ledger Account | Amount | DR/CR | Spend Category | Pay Component | Revenue Category | Posting Rule Excerpts | Fund | Business Unit | Department | Division | Program Group | Cost Center | Cost | Miscellaneous Other Holding Structure | Project | Project Phase | Project Task | Project Plan Task | Tringa Project ID | Tringa Building ID | Location | Header Memo | Line Memo | Supplier ID | Supplier Name | Supplier Contract | Purchase Orders | Supplier Invoice Payment Date | Culturally Specific Services | Customer ID | Customer Name | Sponsor ID | Sponsor Name | Created by | Created Date | Approved by | Approved Date | Bank Account | Ad Hoc Payee | Ad Hoc Payee Category | Attributed Time Type | CFDA Number | CFDA Description | Federal Award ID # (FAIN) | Budget Date | Match ID | Match Type | Transaction Match Date | Matching Rec ID |
|---|---|---

| Journal | Journal | Journal Sequence Number | Operational Transaction | Operational Transaction Sub-Journal | Status | From Web Service | Source | Invoice type | Book Code | Operational Transaction Date | Accounting Date | Fiscal Year | Fiscal Period | Ledger Account | Amount | DR/CR | Spend Category | Pay Component | Revenue Category | Posting Rule Describe | Fund | Business Unit | Department | Division | Program Group | Cost Center | Grant | Miscellaneous Other Existing Structure | Project | Project Phase | Project Task | Project Plan Task | Tringa Project ID | Tringa Building ID | Location | Header Memo | Line Memo | Supplier ID | Supplier Name | Supplier Contract | Purchase Orders | Supplier Invoice Payment Date | Culturally Specific Services | Customer ID | Customer Name | Sponsor ID | Sponsor Name | Created by | Created Date | Approved by | Approved Date | Bank Account | Ad Hoc Payee | Ad Hoc Payee Category | Additional Tree Type | CFDA Number | CFDA Description | Federal Award ID # (FAIN) | Budget Date | Match ID | Match Type | Transaction Match Date | Matching Rec ID |
|---|---|---

| Journal | Journal | Journal Sequence Number | Operational Transaction | Operational Transaction Sub-Journal | Status | From Web Service | Source | Invoice type | Book Code | Operational Transaction Date | Accounting Date | Fiscal Year | Fiscal Period | Ledger Account | Amount | DR/CR | Spend Category | Pay Component | Revenue Category | Posting Rule Describe | Fund | Business Unit | Department | Division | Program Group | Cost Center | Grant | Miscellaneous Other Costing Structure | Project | Project Phase | Project Task | Project Plan Task | Tribgs Project ID | Tribgs Building ID | Location | Header Memo | Line Memo | Supplier ID | Supplier Name | Supplier Contract | Purchase Orders | Supplier Invoice Payment Date | Culturally Specific Services | Customer ID | Customer Name | Sponsor ID | Sponsor Name | Created by | Created Date | Approved by | Approved Date | Bank Account | Ad Hoc Payee | Ad Hoc Payee Category | Antifraud Time Type | CFDA Number | CFDA Description | Federal Award ID # (FAIN) | Budget Date | Match ID | Match Type | Transaction Match Date | Matching Rec ID |
|---|---|---

| Journal | Journal Sequence Number | Operational Transaction | Operational Transaction Sub-Journal | Status | From Web Service | Source | Invoice type | Book Code | Operational Transaction Date | Accounting Date | Fiscal Year | Fiscal Period | Ledger Account | Amount | DR/CR | Spend Category | Pay Component | Revenue Category | Posting Rule Describe | Fund | Business Unit | Department | Division | Program Group | Cost Center | Grant | Miscellaneous Other Existing Structure | Project | Project Phase | Project Task | Project Plan Task | Tringa Project ID | Tringa Building ID | Location | Header Memo | Line Memo | Supplier ID | Supplier Name | Supplier Contract | Purchase Orders | Supplier Invoice / Payment Date | Culturally Specific Services | Customer ID | Customer Name | Sponsor ID | Sponsor Name | Created by | Created Date | Approved by | Approved Date | Bank Account | Ad Hoc Payee | Ad Hoc Payee Category | Jeopardized Time Type | CFDA Number | CFDA Description | Federal Award ID # (FAIN) | Budget Date | Match ID | Match Type | Transaction Match Date | Matching Rec-ID |
|---|---|---

| Journal | Journal Description | Journal Sequence Number | Operational Transaction | Operational Transaction Not Journal | Status | From Web Service | Source | Invoice type | Book Code | Operational Transaction Date | Accounting Date | Fiscal Year | Fiscal Period | Ledger Account | Amount | DR/CR | Spend Category | Pay Component | Revenue Category | Posting Rule Describe | Fund | Business Unit | Department | Division | Program Group | Cost Center | Grant | Miscellaneous Other Costing Structure | Project | Project Phase | Project Task | Project Plan Task | Tringa Project ID | Tringa Building ID | Location | Header Memo | Line Memo | Supplier ID | Supplier Name | Supplier Contract | Purchase Orders | Supplier Invoice Payment Date | Culturally Specific Services | Customer ID | Customer Name | Sponsor ID | Sponsor Name | Created by | Created Date | Approved by | Approved Date | Bank Account | Ad Hoc Payee | Ad Hoc Payee Category | Antdtional Tree Type | CFDA Number | CFDA Description | Federal Award ID # (FAIN) | Budget Date | Match ID | Match Type | Transaction Match Date | Matching Rec-ID |
|---|---|---

| Journal | Journal Description | Journal Sequence Number | Operational Transaction | Operational Transaction Not Journal | Status | From Web Service | Source | Invoice type | Book Code | Operational Transaction Date | Accounting Date | Fiscal Year | Fiscal Period | Ledger Account | Amount | DR/CR | Spend Category | Pay Component | Revenue Category | Posting Rule Describe | Fund | Business Unit | Department | Division | Program Group | Cost Center | Grant | Miscellaneous Other Existing Structure | Project | Project Phase | Project Task | Project Plan Task | Tringa Project ID | Tringa Building ID | Location | Header Memo | Line Memo | Supplier ID | Supplier Name | Supplier Contract | Purchase Orders | Supplier Invoice Payment Date | Culturally Specific Services | Customer ID | Customer Name | Sponsor ID | Sponsor Name | Created by | Created Date | Approved by | Approved Date | Bank Account | Ad Hoc Payee | Ad Hoc Payee Category | Attributed Time Type | CFDA Number | CFDA Description | Federal Award ID # (FAIN) | Budget Date | Match ID | Match Type | Transaction Match Date | Matching Rec ID |
|---|---|---

| Journal | Journal Description | Journal Sequence Number | Operational Transaction | Operational Transaction Not Journal | Status | From Web Service | Source | Invoice type | Book Code | Operational Transaction Date | Accounting Date | Fiscal Year | Fiscal Period | Ledger Account | Amount | DR/CR | Spend Category | Pay Component | Revenue Category | Posting Rule Overrides | Fund | Business Unit | Department | Division | Program Group | Cost Center | Grant | Miscellaneous Other Existing Structure | Project | Project Phase | Project Task | Project Plan Task | Tringa Project ID | Tringa Building ID | Location | Header Memo | Line Memo | Supplier ID | Supplier Name | Supplier Contract | Purchase Orders | Supplier Invoice Payment Date | Culturally Specific Services | Customer ID | Customer Name | Sponsor ID | Sponsor Name | Created by | Created Date | Approved by | Approved Date | Bank Account | Ad Hoc Payee | Ad Hoc Payee Category | Additional Tree Type | CFDA Number | CFDA Description | Federal Award ID # (FAIN) | Budget Date | Match ID | Match Type | Transaction Match Date | Matching Rec ID |
|---|---|---

| Journal | Journal | Journal Sequence Number | Operational Transaction | Operational Transaction Not Journal | Status | From Web Service | Source | Invoice type | Book Code | Operational Transaction Date | Accounting Date | Fiscal Year | Fiscal Period | Ledger Account | Amount | DR/CR | Spend Category | Pay Component | Revenue Category | Posting Rule Describe | Fund | Business Unit | Department | Division | Program Group | Cost Center | Grant | Miscellaneous Other Existing Structure | Project | Project Phase | Project Task | Project Plan Task | Tringa Project ID | Tringa Building ID | Location | Header Memo | Line Memo | Supplier ID | Supplier Name | Supplier Contract | Purchase Orders | Supplier Invoice Payment Date | Culturally Specific Services | Customer ID | Customer Name | Sponsor ID | Sponsor Name | Created by | Created Date | Approved by | Approved Date | Bank Account | Ad Hoc Payee | Ad Hoc Payee Category | Additional Tree Type | CFDA Number | CFDA Description | Federal Award ID # (FAIN) | Budget Date | Match ID | Match Type | Transaction Match Date | Matching Rec ID |
|---|---|---

| Journal | Journal | Journal Sequence Number | Operational Transaction | Operational Transaction Non-Journal | Status | From Web Service | Source | Invoice type | Book Code | Operational Transaction Date | Accounting Date | Fiscal Year | Fiscal Period | Ledger Account | Amount | DR/CR | Spend Category | Pay Component | Revenue Category | Posting Rule Describer | Fund | Business Unit | Department | Division | Program Group | Cost Center | Grant | Miscellaneous Other Costing Structure | Project | Project Phase | Project Task | Project Plan Task | Tringa Project ID | Tringa Building ID | Location | Header Memo | Line Memo | Supplier ID | Supplier Name | Supplier Contract | Purchase Orders | Supplier Invoice Payment Date | Culturally Specific Services | Customer ID | Customer Name | Sponsor ID | Sponsor Name | Created by | Created Date | Approved by | Approved Date | Bank Account | Ad Hoc Payee | Ad Hoc Payee Category | Additional Tree Type | CFDA Number | CFDA Description | Federal Award ID # (FAIN) | Budget Date | Match ID | Match Type | Transaction Match Date | Matching Rec ID |
|---|---|---

| Journal | Journal | Journal Sequence Number | Operational Transaction | Operational Transaction Not Journal | Status | From Web Service | Source | Invoice type | Book Code | Operational Transaction Date | Accounting Date | Fiscal Year | Fiscal Period | Ledger Account | Amount | DR/CR | Spend Category | Pay Component | Revenue Category | Posting Rule Describe | Fund | Business Unit | Department | Division | Program Group | Cost Center | Grant | Miscellaneous Other Existing Structure | Project | Project Phase | Project Task | Project Plan Task | Tribgs Project ID | Tribgs Building ID | Location | Header Memo | Line Memo | Supplier ID | Supplier Name | Supplier Contract | Purchase Orders | Supplier Invoice Payment Date | Culturally Specific Services | Customer ID | Customer Name | Sponsor ID | Sponsor Name | Created by | Created Date | Approved by | Approved Date | Bank Account | Ad Hoc Payee | Ad Hoc Payee Category | Antifraud Time Type | CFDA Number | CFDA Description | Federal Award ID # (FAIN) | Budget Date | Match ID | Match Type | Transaction Match Date | Matching Rec ID |
|---|---|---

| Journal | Journal | Journal Sequence Number | Operational Transaction | Operational Transaction Not Journal | Status | From Web Service | Source | Invoice type | Book Code | Operational Transaction Date | Accounting Date | Fiscal Year | Fiscal Period | Ledger Account | Amount | DR/CR | Spend Category | Pay Component | Revenue Category | Posting Rule Describe | Fund | Business Unit | Department | Division | Program Group | Cost Center | Grant | Miscellaneous Other Costing Structure | Project | Project Phase | Project Task | Project Plan Task | Tringa Project ID | Tringa Building ID | Location | Header Memo | Line Memo | Supplier ID | Supplier Name | Supplier Contract | Purchase Orders | Supplier Invoice Payment Date | Culturally Specific Services | Customer ID | Customer Name | Sponsor ID | Sponsor Name | Created by | Created Date | Approved by | Approved Date | Bank Account | Ad Hoc Payee | Ad Hoc Payee Category | Attributed Time Type | CFDA Number | CFDA Description | Federal Award ID # (FAIN) | Budget Date | Match ID | Match Type | Transaction Match Date | Matching Rec ID |
|---|---|---

| Journal | Journal | Journal Sequence Number | Operational Transaction | Operational Transaction Sub-Journal | Status | From Web Service | Source | Invoice type | Book Code | Operational Transaction Date | Accounting Date | Fiscal Year | Fiscal Period | Ledger Account | Amount | DR/CR | Spend Category | Pay Component | Revenue Category | Posting Rule Describe | Fund | Business Unit | Department | Division | Program Group | Cost Center | Grant | Miscellaneous Other Costing Structure | Project | Project Phase | Project Task | Project Plan Task | Tringa Project ID | Tringa Building ID | Location | Header Memo | Line Memo | Supplier ID | Supplier Name | Supplier Contract | Purchase Orders | Supplier Invoice Payment Date | Culturally Specific Services | Customer ID | Customer Name | Sponsor ID | Sponsor Name | Created by | Created Date | Approved by | Approved Date | Bank Account | Ad Hoc Payee | Ad Hoc Payee Category | Antifraud Time Type | CFDA Number | CFDA Description | Federal Award ID # (FAIN) | Budget Date | Match ID | Match Type | Transaction Match Date | Matching Rec-ID |
|---|---|---

| Journal | Journal | Journal Sequence Number | Operational Transaction | Operational Transaction Not Journal | Status | From Web Service | Source | Invoice type | Book Code | Operational Transaction Date | Accounting Date | Fiscal Year | Fiscal Period | Ledger Account | Amount | DR/CR | Spend Category | Pay Component | Revenue Category | Posting Rule Describe | Fund | Business Unit | Department | Division | Program Group | Cost Center | Grant | Miscellaneous Other Costing Structure | Project | Project Phase | Project Task | Project Plan Task | Tringa Project ID | Tringa Building ID | Location | Header Memo | Line Memo | Supplier ID | Supplier Name | Supplier Contract | Purchase Orders | Supplier Invoice Payment Date | Culturally Specific Services | Customer ID | Customer Name | Sponsor ID | Sponsor Name | Created by | Created Date | Approved by | Approved Date | Bank Account | Ad Hoc Payee | Ad Hoc Payee Category | Antifraud Time Type | CFDA Number | CFDA Description | Federal Award ID # (FAIN) | Budget Date | Match ID | Match Type | Transaction Match Date | Matching Rec ID |
|---|---|---

| Journal | Journal | Journal Sequence Number | Operational Transaction | Operational Transaction Sub-Journal | Status | From Web Service | Source | Invoice type | Book Code | Operational Transaction Date | Accounting Date | Fiscal Year | Fiscal Period | Ledger Account | Amount | DR/CR | Spend Category | Pay Component | Revenue Category | Posting Rule Excerpts | Fund | Business Unit | Department | Division | Program Group | Cost Center | Grant | Miscellaneous Other Existing Structure | Project | Project Phase | Project Task | Project Plan Task | Tringa Project ID | Tringa Building ID | Location | Header Memo | Line Memo | Supplier ID | Supplier Name | Supplier Contract | Purchase Orders | Supplier Invoice Payment Date | Culturally Specific Services | Customer ID | Customer Name | Sponsor ID | Sponsor Name | Created by | Created Date | Approved by | Approved Date | Bank Account | Ad Hoc Payee | Ad Hoc Payee Category | Attributed Time Type | CFDA Number | CFDA Description | Federal Award ID # (FAIN) | Budget Date | Match ID | Match Type | Transaction Match Date | Matching Rec ID |
|---|---|---

| Journal | Journal | Journal Sequence Number | Operational Transaction | Operational Transaction Not Journal | Status | From Web Service | Source | Invoice type | Book Code | Operational Transaction Date | Accounting Date | Fiscal Year | Fiscal Period | Ledger Account | Amount | DR/CR | Spend Category | Pay Component | Revenue Category | Posting Rule Describe | Fund | Business Unit | Department | Division | Program Group | Cost Center | Grant | Miscellaneous Other Costing Structure | Project | Project Phase | Project Task | Project Plan Task | Tribe Project ID | Tribe Building ID | Location | Header Memo | Line Memo | Supplier ID | Supplier Name | Supplier Contract | Purchase Orders | Supplier Invoice Payment Date | Culturally Specific Services | Customer ID | Customer Name | Sponsor ID | Sponsor Name | Created by | Created Date | Approved by | Approved Date | Bank Account | Ad Hoc Payee | Ad Hoc Payee Category | Attributed Tree Type | CFDA Number | CFDA Description | Federal Award ID # (FAIN) | Budget Date | Match ID | Match Type | Transaction Match Date | Matching Rec ID |
|---|---|---

| Journal | Journal | Journal Sequence Number | Operational Transaction | Operational Transaction Not Journal | Status | From Web Service | Source | Invoice type | Book Code | Operational Transaction Date | Accounting Date | Fiscal Year | Fiscal Period | Ledger Account | Amount | DR/CR | Spend Category | Pay Component | Revenue Category | Posting Rule Overrides | Fund | Business Unit | Department | Division | Program Group | Cost Center | Grant | Miscellaneous Other Costing Structure | Project | Project Phase | Project Task | Project Plan Task | Tringa Project ID | Tringa Building ID | Location | Header Memo | Line Memo | Supplier ID | Supplier Name | Supplier Contract | Purchase Orders | Supplier Invoice / Payment Date | Culturally Specific Services | Customer ID | Customer Name | Sponsor ID | Sponsor Name | Created by | Created Date | Approved by | Approved Date | Bank Account | Ad Hoc Payee | Ad Hoc Payee Category | Antifraud Tree Type | CFDA Number | CFDA Description | Federal Award ID # (FAIN) | Budget Date | Match ID | Match Type | Transaction Match Date | Matching Rec-ID |
|---|---|---

| Journal | Journal Description | Journal Sequence Number | Operational Transaction | Operational Transaction Sub-Journal | Status | From Web Service | Source | Invoice type | Book Code | Operational Transaction Date | Accounting Date | Fiscal Year | Fiscal Period | Ledger Account | Amount | DR/CR | Spend Category | Pay Component | Revenue Category | Posting Rule Describe | Fund | Business Unit | Department | Division | Program Group | Cost Center | Grant | Miscellaneous Other Existing Structure | Project | Project Phase | Project Task | Project Plan Task | Tringa Project ID | Tringa Building ID | Location | Header Memo | Line Memo | Supplier ID | Supplier Name | Supplier Contract | Purchase Orders | Supplier Invoice Payment Date | Culturally Specific Services | Customer ID | Customer Name | Sponsor ID | Sponsor Name | Created by | Created Date | Approved by | Approved Date | Bank Account | Ad Hoc Payee | Ad Hoc Payee Category | Additional Tree Type | CFDA Number | CFDA Description | Federal Award ID # (FAIN) | Budget Date | Match ID | Match Type | Transaction Match Date | Matching Rec-ID |
|---|---|---

| Journal | Journal | Journal Sequence Number | Operational Transaction | Operational Transaction Not Journal | Status | From Web Service | Source | Invoice type | Book Code | Operational Transaction Date | Accounting Date | Fiscal Year | Fiscal Period | Ledger Account | Amount | DR/CR | Spend Category | Pay Component | Revenue Category | Posting Rule Overrides | Fund | Business Unit | Department | Division | Program Group | Cost Center | Grant | Miscellaneous Other Existing Structure | Project | Project Phase | Project Task | Project Plan Task | Tribga Project ID | Tribga Building ID | Location | Header Memo | Line Memo | Supplier ID | Supplier Name | Supplier Contract | Purchase Orders | Supplier Invoice Payment Date | Culturally Specific Services | Customer ID | Customer Name | Sponsor ID | Sponsor Name | Created by | Created Date | Approved by | Approved Date | Bank Account | Ad Hoc Payee | Ad Hoc Payee Category | Antifraud Time Type | CFDA Number | CFDA Description | Federal Award ID # (FAIN) | Budget Date | Match ID | Match Type | Transaction Match Date | Matching Rec ID |
|---|---|---

| Journal | Journal Description | Journal Sequence Number | Operational Transaction | Operational Transaction Not Journal | Status | From Web Service | Source | Income type | Book Code | Operational Transaction Date | Accounting Date | Fiscal Year | Fiscal Period | Ledger Account | Amount | DR/CR | Spend Category | Pay Component | Revenue Category | Posting Rule Description | Fund | Business Unit | Department | Division | Program Group | Cost Center | Grant | Miscellaneous Other Existing Structure | Project | Project Phase | Project Task | Project Plan Task | Tringa Project ID | Tringa Building ID | Location | Header Memo | Line Memo | Supplier ID | Supplier Name | Supplier Contract | Purchase Orders | Supplier Invoice Payment Date | Culturally Specific Services | Customer ID | Customer Name | Sponsor ID | Sponsor Name | Created by | Created Date | Approved by | Approval Date | Bank Account | Ad Hoc Payee | Ad Hoc Payee Category | Additional Tree Type | CFDA Number | CFDA Description | Federal Award ID # (FAIN) | Budget Date | Match ID | Match Type | Transaction Match Date | Matching Rec ID |
|---|---|---

| Journal | Journal Description | Journal Sequence Number | Operational Transaction | Operational Transaction Non-Journal | Status | From Web Service | Source | Income type | Book Code | Operational Transaction Date | Accounting Date | Fiscal Year | Fiscal Period | Ledger Account | Amount | DR/CR | Spend Category | Pay Component | Revenue Category | Posting Rule Description | Fund | Business Unit | Department | Division | Program Group | Cost Center | Grant | Miscellaneous Other Existing Structure | Project | Project Phase | Project Task | Project Plan Task | Tringa Project ID | Tringa Building ID | Location | Header Memo | Line Memo | Supplier ID | Supplier Name | Supplier Contract | Purchase Orders | Supplier Invoice Payment Date | Culturally Specific Services | Customer ID | Customer Name | Sponsor ID | Sponsor Name | Created by | Created Date | Approved by | Approved Date | Bank Account | Ad Hoc Payee | Ad Hoc Payee Category | Additional Tree Type | CFDA Number | CFDA Description | Federal Award ID # (FAIN) | Budget Date | Match ID | Match Type | Transaction Match Date | Matching Rec ID |
|---|---|---

Journal	Journal Description	Journal Sequence Number	Operational Transaction	Operational Transaction Not Journal	Status	From Web Service	Source	Invoice type	Book Code	Operational Transaction Date	Accounting Date	Fiscal Year	Fiscal Period	Ledger Account	Amount	DR/CR	Spend Category	Pay Component	Revenue Category	Posting Rule Describe	Fund	Business Unit	Department	Division	Program Group	Cost Center	Grant	Miscellaneous Other Analytic Structure	Project	Project Phase	Project Task	Project Plan Task	Tringa Project ID	Tringa Building ID	Location	Header Memo	Line Memo	Supplier ID	Supplier Name	Supplier Contract	Purchase Orders	Supplier Invoice Payment Date	Culturally Specific Services	Customer ID	Customer Name	Sponsor ID	Sponsor Name	Created by	Created Date	Approved by	Approved Date	Bank Account	Ad Hoc Payee	Ad Hoc Payee Category	Jeditrust Tree Type	CFDA Number	CFDA Description	Federal Award ID # (FAIN)	Budget Date	Match ID	Match Type	Transaction Match Date	Matching Rec ID
JRNL-00078010 - 1000 - Multnomah County - 12/01/2021 - Pilot Data Conversion - Low Kevin TEST - 12/01/2021 - Pilot Data Conversion - Low Kevin TEST	JRNL-00078010 - 1000 - Multnomah County - 12/01/2021 - Pilot Data Conversion - Low Kevin TEST - 12/01/2021 - Pilot Data Conversion - Low Kevin TEST	JRNL-PYCE-0000775			Posted	Yes	Manual Journal - Correcting Entry			12/1/2021	12/1/2021	2022	06	60140-Insurance Benefits	20.52	CR		Grant Closing		GEF007-P600-RM-Title IV-E	3000-Health Services	301-Health Department	45-75-00-HD-Integrated Clinical Services	45-75-00-HD-HIV Clinic	450802-"TERM"-HIV HIV Clinic Services	5502-5502 E-FSB Ryan White Title IV PART E																																										
JRNL-00078010 - 1000 - Multnomah County - 12/01/2021 - Pilot Data Conversion - Low Kevin TEST - 12/01/2021 - Pilot Data Conversion - Low Kevin TEST	JRNL-00078010 - 1000 - Multnomah County - 12/01/2021 - Pilot Data Conversion - Low Kevin TEST - 12/01/2021 - Pilot Data Conversion - Low Kevin TEST	JRNL-PYCE-0000775			Posted	Yes	Manual Journal - Correcting Entry			12/1/2021	12/1/2021	2022	06	60000-Personnel	(26.05)	CR		Grant Closing		GEF007-P600-RM-Title IV-E	3000-Health Services	301-Health Department	45-75-00-HD-Integrated Clinical Services	45-75-00-HD-HIV Clinic	450802-"TERM"-HIV HIV Clinic Services	5502-5502 E-FSB Ryan White Title IV PART E																																										
JRNL-00078010 - 1000 - Multnomah County - 12/01/2021 - Pilot Data Conversion - Low Kevin TEST - 12/01/2021 - Pilot Data Conversion - Low Kevin TEST	JRNL-00078010 - 1000 - Multnomah County - 12/01/2021 - Pilot Data Conversion - Low Kevin TEST - 12/01/2021 - Pilot Data Conversion - Low Kevin TEST	JRNL-PYCE-0000775			Posted	Yes	Manual Journal - Correcting Entry			12/1/2021	12/1/2021	2022	06	60140-Insurance Benefits	(0.07)	CR		Grant Closing		GEF007-P600-RM-Title IV-E	3000-Health Services	301-Health Department	45-75-00-HD-Integrated Clinical Services	45-75-00-HD-HIV Clinic	450802-"TERM"-HIV HIV Clinic Services	5502-5502 E-FSB Ryan White Title IV PART E																																										
JRNL-00078010 - 1000 - Multnomah County - 12/01/2021 - Pilot Data Conversion - Low Kevin TEST - 12/01/2021 - Pilot Data Conversion - Low Kevin TEST	JRNL-00078010 - 1000 - Multnomah County - 12/01/2021 - Pilot Data Conversion - Low Kevin TEST - 12/01/2021 - Pilot Data Conversion - Low Kevin TEST	JRNL-PYCE-0000775			Posted	Yes	Manual Journal - Correcting Entry			12/1/2021	12/1/2021	2022	06	60140-Insurance Benefits	(0.09)	CR		Grant Closing		GEF007-P600-RM-Title IV-E	3000-Health Services	301-Health Department	45-75-00-HD-Integrated Clinical Services	45-75-00-HD-HIV Clinic	450802-"TERM"-HIV HIV Clinic Services	5502-5502 E-FSB Ryan White Title IV PART E																																										
JRNL-00078010 - 1000 - Multnomah County - 12/01/2021 - Pilot Data Conversion - Low Kevin TEST - 12/01/2021 - Pilot Data Conversion - Low Kevin TEST	JRNL-00078010 - 1000 - Multnomah County - 12/01/2021 - Pilot Data Conversion - Low Kevin TEST - 12/01/2021 - Pilot Data Conversion - Low Kevin TEST	JRNL-PYCE-0000775			Posted	Yes	Manual Journal - Correcting Entry			12/1/2021	12/1/2021	2022	06	60140-Insurance Benefits	(0.03)	CR		Grant Closing		GEF007-P600-RM-Title IV-E	3000-Health Services	301-Health Department	45-75-00-HD-Integrated Clinical Services	45-75-00-HD-HIV Clinic	450802-"TERM"-HIV HIV Clinic Services	5502-5502 E-FSB Ryan White Title IV PART E																																										
JRNL-00078010 - 1000 - Multnomah County - 12/01/2021 - Pilot Data Conversion - Low Kevin TEST - 12/01/2021 - Pilot Data Conversion - Low Kevin TEST	JRNL-00078010 - 1000 - Multnomah County - 12/01/2021 - Pilot Data Conversion - Low Kevin TEST - 12/01/2021 - Pilot Data Conversion - Low Kevin TEST	JRNL-PYCE-0000775			Posted	Yes	Manual Journal - Correcting Entry			12/1/2021	12/1/2021	2022	06	60140-Insurance Benefits	(0.02)	CR		Grant Closing		GEF007-P600-RM-Title IV-E	3000-Health Services	301-Health Department	45-75-00-HD-Integrated Clinical Services	45-75-00-HD-HIV Clinic	450802-"TERM"-HIV HIV Clinic Services	5502-5502 E-FSB Ryan White Title IV PART E																																										
JRNL-00078010 - 1000 - Multnomah County - 12/01/2021 - Pilot Data Conversion - Low Kevin TEST - 12/01/2021 - Pilot Data Conversion - Low Kevin TEST	JRNL-00078010 - 1000 - Multnomah County - 12/01/2021 - Pilot Data Conversion - Low Kevin TEST - 12/01/2021 - Pilot Data Conversion - Low Kevin TEST	JRNL-PYCE-0000775			Posted	Yes	Manual Journal - Correcting Entry			12/1/2021	12/1/2021	2022	06	60140-Insurance Benefits	0.08	DR		Grant Closing		GEF007-P600-RM-Title IV-E	3000-Health Services	301-Health Department	45-75-00-HD-Integrated Clinical Services	45-75-00-HD-HIV Clinic	450802-"TERM"-HIV HIV Clinic Services	5502-5502 E-FSB Ryan White Title IV PART E																																										
JRNL-00078010 - 1000 - Multnomah County - 12/01/2021 - Pilot Data Conversion - Low Kevin TEST - 12/01/2021 - Pilot Data Conversion - Low Kevin TEST	JRNL-00078010 - 1000 - Multnomah County - 12/01/2021 - Pilot Data Conversion - Low Kevin TEST - 12/01/2021 - Pilot Data Conversion - Low Kevin TEST	JRNL-PYCE-0000775			Posted	Yes	Manual Journal - Correcting Entry			12/1/2021	12/1/2021	2022	06	60140-Insurance Benefits	0.11	DR		Grant Closing		GEF007-P600-RM-Title IV-E	3000-Health Services	301-Health Department	45-75-00-HD-Integrated Clinical Services	45-75-00-HD-HIV Clinic	450802-"TERM"-HIV HIV Clinic Services	5502-5502 E-FSB Ryan White Title IV PART E																																										
JRNL-00078010 - 1000 - Multnomah County - 12/01/2021 - Pilot Data Conversion - Low Kevin TEST - 12/01/2021 - Pilot Data Conversion - Low Kevin TEST	JRNL-00078010 - 1000 - Multnomah County - 12/01/2021 - Pilot Data Conversion - Low Kevin TEST - 12/01/2021 - Pilot Data Conversion - Low Kevin TEST	JRNL-PYCE-0000775			Posted	Yes	Manual Journal - Correcting Entry			12/1/2021	12/1/2021	2022	06	60140-Insurance Benefits	(0.23)	CR		Grant Closing		GEF007-P600-RM-Title IV-E	3000-Health Services	301-Health Department	45-75-00-HD-Integrated Clinical Services	45-75-00-HD-HIV Clinic	450802-"TERM"-HIV HIV Clinic Services	5502-5502 E-FSB Ryan White Title IV PART E																																										
JRNL-00078010 - 1000 - Multnomah County - 12/01/2021 - Pilot Data Conversion - Low Kevin TEST - 12/01/2021 - Pilot Data Conversion - Low Kevin TEST	JRNL-00078010 - 1000 - Multnomah County - 12/01/2021 - Pilot Data Conversion - Low Kevin TEST - 12/01/2021 - Pilot Data Conversion - Low Kevin TEST	JRNL-PYCE-0000775			Posted	Yes	Manual Journal - Correcting Entry			12/1/2021	12/1/2021	2022	06	60140-Insurance Benefits	0.04	DR		Grant Closing		GEF007-P600-RM-Title IV-E	3000-Health Services	301-Health Department	45-75-00-HD-Integrated Clinical Services	45-75-00-HD-HIV Clinic	450802-"TERM"-HIV HIV Clinic Services	5502-5502 E-FSB Ryan White Title IV PART E																																										
JRNL-00078010 - 1000 - Multnomah County - 12/01/2021 - Pilot Data Conversion - Low Kevin TEST - 12/01/2021 - Pilot Data Conversion - Low Kevin TEST	JRNL-00078010 - 1000 - Multnomah County - 12/01/2021 - Pilot Data Conversion - Low Kevin TEST - 12/01/2021 - Pilot Data Conversion - Low Kevin TEST	JRNL-PYCE-0000775			Posted	Yes	Manual Journal - Correcting Entry			12/1/2021	12/1/2021	2022	06	60140-Insurance Benefits	0.04	DR		Grant Closing		GEF007-P600-RM-Title IV-E	3000-Health Services	301-Health Department	45-75-00-HD-Integrated Clinical Services	45-75-00-HD-HIV Clinic	450802-"TERM"-HIV HIV Clinic Services	5502-5502 E-FSB Ryan White Title IV PART E																																										
JRNL-00078010 - 1000 - Multnomah County - 12/01/2021 - Pilot Data Conversion - Low Kevin TEST - 12/01/2021 - Pilot Data Conversion - Low Kevin TEST	JRNL-00078010 - 1000 - Multnomah County - 12/01/2021 - Pilot Data Conversion - Low Kevin TEST - 12/01/2021 - Pilot Data Conversion - Low Kevin TEST	JRNL-PYCE-0000775			Posted	Yes	Manual Journal - Correcting Entry			12/1/2021	12/1/2021	2022	06	60140-Insurance Benefits	(0.04)	C

| Journal | Journal | Journal Sequence Number | Operational Transaction | Operational Transaction Non-Journal | Status | From Web Service | Source | Invoice type | Book Code | Operational Transaction Date | Accounting Date | Fiscal Year | Fiscal Period | Ledger Account | Amount | DR/CR | Spend Category | Pay Component | Revenue Category | Posting Rule Describe | Fund | Business Unit | Department | Division | Program Group | Cost Center | Grant | Miscellaneous Other Existing Structure | Project | Project Phase | Project Task | Project Plan Task | Tringa Project ID | Tringa Building ID | Location | Header Memo | Line Memo | Supplier ID | Supplier Name | Supplier Contract | Purchase Orders | Supplier Invoice Payment Date | Culturally Specific Services | Customer ID | Customer Name | Sponsor ID | Sponsor Name | Created by | Created Date | Approved by | Approved Date | Bank Account | Ad Hoc Payee | Ad Hoc Payee Category | Additional Tree Type | CFDA Number | CFDA Description | Federal Award ID # (FAIN) | Budget Date | Match ID | Match Type | Transaction Match Date | Matching Rec ID |
|---|---|---

Journal	Journal Description	Journal Sequence Number	Operational Transaction	Operational Transaction Not Journal	Status	From Web Service	Source	Invoice type	Book Code	Operational Transaction Date	Accounting Date	Fiscal Year	Fiscal Period	Ledger Account	Amount	DR/CR	Spend Category	Pay Component	Revenue Category	Posting Rule Describe	Fund	Business Unit	Department	Division	Program Group	Cost Center	Grant	Miscellaneous Other Existing Structure	Project	Project Phase	Project Task	Project Plan Task	Tringa Project ID	Tringa Building ID	Location	Header Memo	Line Memo	Supplier ID	Supplier Name	Supplier Contract	Purchase Orders	Supplier Invoice Payment Date	Culturally Specific Services	Customer ID	Customer Name	Sponsor ID	Sponsor Name	Created by	Created Date	Approved by	Approval Date	Bank Account	Ach Rec Payee	Ach Rec Payee Category	Antifraud Time Type	CFDA Number	CFDA Description	Federal Award ID # (FAIN)	Budget Date	Match ID	Match Type	Transaction Match Date	Matching Rec ID
JRNL-00078515 - 1000 - Multnomah County - Cost Book - Lou Ruth - TEST - In 1099	JRNL-00078515 - 1000 - Multnomah County - 12/31/2021 - Pilot Test Cost Book - Lou Ruth - TEST - In 1099	JRNL-FY22-0000775			Posted	Yes	Manual Journal - Correcting Entry			12/1/2021	12/1/2021	2022	06	60140-Insurance Benefits	0.04	DR		Grant Closing		22010-Federal - Ryan White Part - HIV Emergency - 93-917	31B-Federally Qualified Health Clinics (FQHC)	40-Health Department	40-65-HIV-FQHC-HIV Integrated Clinical Services	40-65-HIV-FQHC-HIV Clinic	2139802-HB-FQHC-HIV Clinic Services	2022-0007 TG-FY-HIV-FQHC Ryan White Part A-2021 - 14662 Case Management										PNW Trans Del Driver - Low Audio 11/05 to 11/19	PNW Trans Del Driver - Low Audio 11/05 to 11/19										Steven Tang	1/3/2022	Maria Teresa Engelen	1/3/22 14:35					93.914	HIV Emergency Relief Project Grants	H89H00050-01	12/1/2021				
JRNL-00078515 - 1000 - Multnomah County - Cost Book - Lou Ruth - TEST - In 1099	JRNL-00078515 - 1000 - Multnomah County - 12/31/2021 - Pilot Test Cost Book - Lou Ruth - TEST - In 1099	JRNL-FY22-0000775			Posted	Yes	Manual Journal - Correcting Entry			12/1/2021	12/1/2021	2022	06	60140-Insurance Benefits	0.02	DR		Grant Closing		22010-Federal - Ryan White Part - HIV Emergency - 93-917	31B-Federally Qualified Health Clinics (FQHC)	40-Health Department	40-65-HIV-FQHC-HIV Integrated Clinical Services	40-65-HIV-FQHC-HIV Clinic	2139802-HB-FQHC-HIV Clinic Services	2022-0007 TG-FY-HIV-FQHC Ryan White Part A-2021 - 14662 Case Management										PNW Trans Del Driver - Low Audio 11/05 to 11/19	PNW Trans Del Driver - Low Audio 11/05 to 11/19										Steven Tang	1/3/2022	Maria Teresa Engelen	1/3/22 14:35					93.914	HIV Emergency Relief Project Grants	H89H00050-01	12/1/2021				
JRNL-00078515 - 1000 - Multnomah County - Cost Book - Lou Ruth - TEST - In 1099	JRNL-00078515 - 1000 - Multnomah County - 12/31/2021 - Pilot Test Cost Book - Lou Ruth - TEST - In 1099	JRNL-FY22-0000775			Posted	Yes	Manual Journal - Correcting Entry			12/1/2021	12/1/2021	2022	06	60140-Insurance Benefits	0.19	DR		Grant Closing		22010-Federal - Ryan White Part - HIV Emergency - 93-917	31B-Federally Qualified Health Clinics (FQHC)	40-Health Department	40-65-HIV-FQHC-HIV Integrated Clinical Services	40-65-HIV-FQHC-HIV Clinic	2139802-HB-FQHC-HIV Clinic Services	2022-0007 TG-FY-HIV-FQHC Ryan White Part A-2021 - 14662 Case Management										PNW Trans Del Driver - Low Audio 11/05 to 11/19	PNW Trans Del Driver - Low Audio 11/05 to 11/19										Steven Tang	1/3/2022	Maria Teresa Engelen	1/3/22 14:35					93.914	HIV Emergency Relief Project Grants	H89H00050-01	12/1/2021				
JRNL-00078515 - 1000 - Multnomah County - Cost Book - Lou Ruth - TEST - In 1099	JRNL-00078515 - 1000 - Multnomah County - 12/31/2021 - Pilot Test Cost Book - Lou Ruth - TEST - In 1099	JRNL-FY22-0000775			Posted	Yes	Manual Journal - Correcting Entry			12/1/2021	12/1/2021	2022	06	60140-Insurance Benefits	0.19	DR		Grant Closing		22010-Federal - Ryan White Part - HIV Emergency - 93-917	31B-Federally Qualified Health Clinics (FQHC)	40-Health Department	40-65-HIV-FQHC-HIV Integrated Clinical Services	40-65-HIV-FQHC-HIV Clinic	2139802-HB-FQHC-HIV Clinic Services	2022-0007 TG-FY-HIV-FQHC Ryan White Part A-2021 - 14662 Case Management										PNW Trans Del Driver - Low Audio 11/05 to 11/19	PNW Trans Del Driver - Low Audio 11/05 to 11/19										Steven Tang	1/3/2022	Maria Teresa Engelen	1/3/22 14:35					93.914	HIV Emergency Relief Project Grants	H89H00050-01	12/1/2021				
JRNL-00078515 - 1000 - Multnomah County - Cost Book - Lou Ruth - TEST - In 1099	JRNL-00078515 - 1000 - Multnomah County - 12/31/2021 - Pilot Test Cost Book - Lou Ruth - TEST - In 1099	JRNL-FY22-0000775			Posted	Yes	Manual Journal - Correcting Entry			12/1/2021	12/1/2021	2022	06	60140-Insurance Benefits	0.02	DR		Grant Closing		22010-Federal - Ryan White Part - HIV Emergency - 93-917	31B-Federally Qualified Health Clinics (FQHC)	40-Health Department	40-65-HIV-FQHC-HIV Integrated Clinical Services	40-65-HIV-FQHC-HIV Clinic	2139802-HB-FQHC-HIV Clinic Services	2022-0007 TG-FY-HIV-FQHC Ryan White Part A-2021 - 14662 Case Management										PNW Trans Del Driver - Low Audio 11/05 to 11/19	PNW Trans Del Driver - Low Audio 11/05 to 11/19										Steven Tang	1/3/2022	Maria Teresa Engelen	1/3/22 14:35					93.914	HIV Emergency Relief Project Grants	H89H00050-01	12/1/2021				
JRNL-00078515 - 1000 - Multnomah County - Cost Book - Lou Ruth - TEST - In 1099	JRNL-00078515 - 1000 - Multnomah County - 12/31/2021 - Pilot Test Cost Book - Lou Ruth - TEST - In 1099	JRNL-FY22-0000775			Posted	Yes	Manual Journal - Correcting Entry			12/1/2021	12/1/2021	2022	06	60140-Insurance Benefits	0.02	DR		Grant Closing		22010-Federal - Ryan White Part - HIV Emergency - 93-917	31B-Federally Qualified Health Clinics (FQHC)	40-Health Department	40-65-HIV-FQHC-HIV Integrated Clinical Services	40-65-HIV-FQHC-HIV Clinic	2139802-HB-FQHC-HIV Clinic Services	2022-0007 TG-FY-HIV-FQHC Ryan White Part A-2021 - 14662 Case Management										PNW Trans Del Driver - Low Audio 11/05 to 11/19	PNW Trans Del Driver - Low Audio 11/05 to 11/19										Steven Tang	1/3/2022	Maria Teresa Engelen	1/3/22 14:35					93.914	HIV Emergency Relief Project Grants	H89H00050-01	12/1/2021				
JRNL-00078515 - 1000 - Multnomah County - Cost Book - Lou Ruth - TEST - In 1099	JRNL-00078515 - 1000 - Multnomah County - 12/31/2021 - Pilot Test Cost Book - Lou Ruth - TEST - In 1099	JRNL-FY22-0000775			Posted	Yes	Manual Journal - Correcting Entry			12/1/2021	12/1/2021	2022	06	60140-Insurance Benefits	0.09	DR		Grant Closing		22010-Federal - Ryan White Part - HIV Emergency - 93-917	31B-Federally Qualified Health Clinics (FQHC)	40-Health Department	40-65-HIV-FQHC-HIV Integrated Clinical Services	40-65-HIV-FQHC-HIV Clinic	2139802-HB-FQHC-HIV Clinic Services	2022-0007 TG-FY-HIV-FQHC Ryan White Part A-2021 - 14662 Case Management										PNW Trans Del Driver - Low Audio 11/05 to 11/19	PNW Trans Del Driver - Low Audio 11/05 to 11/19										Steven Tang	1/3/2022	Maria Teresa Engelen	1/3/22 14:35					93.914	HIV Emergency Relief Project Grants	H89H00050-01	12/1/2021				
JRNL-00078515 - 1000 - Multnomah County - Cost Book - Lou Ruth - TEST - In 1099	JRNL-00078515 - 1000 - Multnomah County - 12/31/2021 - Pilot Test Cost Book - Lou Ruth - TEST - In 1099	JRNL-FY22-0000775			Posted	Yes	Manual Journal - Correcting Entry			12/1/2021	12/1/2021	2022	06	60140-Insurance Benefits	0.26	DR		Grant Closing		22010-Federal - Ryan White Part - HIV Emergency - 93-917	31B-Federally Qualified Health Clinics (FQHC)	40-Health Department	40-65-HIV-FQHC-HIV Integrated Clinical Services	40-65-HIV-FQHC-HIV Clinic	2139802-HB-FQHC-HIV Clinic Services	2022-0007 TG-FY-HIV-FQHC Ryan White Part A-2021 - 14662 Case Management										PNW Trans Del Driver - Low Audio 11/05 to 11/19	PNW Trans Del Driver - Low Audio 11/05 to 11/19										Steven Tang	1/3/2022	Maria Teresa Engelen	1/3/22 14:35					93.914	HIV Emergency Relief Project Grants	H89H00050-01	12/1/2021				
JRNL-00078515 - 1000 - Multnomah County - Cost Book - Lou Ruth - TEST - In 1099	JRNL-00078515 - 1000 - Multnomah County - 12/31/2021 - Pilot Test Cost Book - Lou Ruth - TEST - In 1099	JRNL-FY22-0000775			Posted	Yes	Manual Journal - Correcting Entry			12/1/2021	12/1/2021	2022	06	60140-Insurance Benefits	0.11	DR		Grant Closing		22010-Federal - Ryan White Part - HIV Emergency - 93-917	31B-Federally Qualified Health Clinics (FQHC)	40-Health Department	40-65-HIV-FQHC-HIV Integrated Clinical Services	40-65-HIV-FQHC-HIV Clinic	2139802-HB-FQHC-HIV Clinic Services	2022-0007 TG-FY-HIV-FQHC Ryan White Part A-2021 - 14662 Case Management										PNW Trans Del Driver - Low Audio 11/05 to 11/19	PNW Trans Del Driver - Low Audio 11/05 to 11/19										Steven Tang	1/3/2022	Maria Teresa Engelen	1/3/22 14:35					93.914	HIV Emergency Relief Project Grants	H89H00050-01	12/1/2021				
JRNL-00078515 - 1000 - Multnomah County - Cost Book - Lou Ruth - TEST - In 1099	JRNL-00078515 - 1000 - Multnomah County - 12/31/2021 - Pilot Test Cost Book - Lou Ruth - TEST - In 1099	JRNL-FY22-0000775			Posted	Yes	Manual Journal - Correcting Entry			12/1/2021	12/1/2021	2022	06	60140-Insurance Benefits	0.17	DR		Grant Closing		22010-Federal - Ryan White Part - HIV Emergency - 93-917	31B-Federally Qualified Health Clinics (FQHC)	40-Health Department	40-65-HIV-FQHC-HIV Integrated Clinical Services	40-65-HIV-FQHC-HIV Clinic	2139802-HB-FQHC-HIV Clinic Services	2022-0007 TG-FY-HIV-FQHC Ryan White Part A-2021 - 14662 Case Management										PNW Trans Del Driver - Low Audio 11/05 to 11/19	PNW Trans Del Driver - Low Audio 11/05 to 11/19										Steven Tang	1/3/2022	Maria Teresa Engelen	1/3/22 14:35					93.914	HIV Emergency Relief Project Grants	H89H00050-01	12/1/2021				
JRNL-00078515 - 1000 - Multnomah County - Cost Book - Lou Ruth - TEST - In 1099	JRNL-00078515 - 1000 - Multnomah County - 12/31/2021 - Pilot Test Cost Book - Lou Ruth - TEST - In 1099	JRNL-FY22-0000775			Posted	Yes	Manual Journal - Correcting Entry			12/1/2021	12/1/2021	2022	06	60140-Insurance Benefits	0.13	DR		Grant Closing		22010-Federal - Ryan White Part - HIV Emergency - 93-917	31B-Federally Qualified Health Clinics (FQHC)	40-Health Department	40-65-HIV-FQHC-HIV Integrated Clinical Services	40-65-HIV-FQHC-HIV Clinic	2139802-HB-FQHC-HIV Clinic Services	2022-0007 TG-FY-HIV-FQHC Ryan White Part A-2021 - 14662 Case Management										PNW Trans Del Driver - Low Audio 11/05 to 11/19	PNW Trans Del Driver - Low Audio 11/05 to 11/19										Steven Tang	1/3/2022	Maria Teresa Engelen	1/3/22 14:35					93.914	HIV Emergency Relief Project Grants	H89H00050-01	12/1/2021				
JRNL-00078515 - 1000 - Multnomah County - Cost Book - Lou Ruth - TEST - In 1099	JRNL-00078515 - 1000 - Multnomah County - 12/31/2021 - Pilot Test Cost Book - Lou Ruth - TEST - In 1099	JRNL-FY22-0000775			Posted	Yes	Manual Journal - Correcting Entry			12/1/2021	12/1/2021	2022	06	60140-Insurance Benefits	0.13	DR		Grant Closing		22010-Federal - Ryan White Part - HIV Emergency - 93-917	31B-Federally Qualified Health Clinics (FQHC)	40-Health Department	40-65-HIV-FQHC-HIV Integrated Clinical Services	40-65-HIV-FQHC-HIV Clinic	2139802-HB-FQHC-HIV Clinic Services	2022-0007 TG-FY-HIV-FQHC Ryan White Part A-2021 - 14662 Case Management										PNW Trans Del Driver - Low Audio 11/05 to 11/19	PNW Trans Del Driver - Low Audio 11/05 to 11/19										Steven Tang	1/3/2022	Maria Teresa Engelen	1/3/22 14:35					93.914	HIV Emergency Relief Project Grants	H89H00050-01	12/1/2021				
JRNL-00078515 - 1000 - Multnomah County - Cost Book - Lou Ruth - TEST - In 1099	JRNL-00078515 - 1000 - Multnomah County - 12/31/2021 - Pilot Test Cost Book - Lou Ruth - TEST - In 1099	JRNL-FY22-0000775			Posted	Yes	Manual Journal - Correcting Entry			12/1/2021	12/1/2021	2022	06	60140-Insurance Benefits	0.26	DR		Grant Closing		22010-Federal - Ryan White Part - HIV Emergency - 93-917	31B-Federally Qualified Health Clinics (FQHC)	40-Health Department	40-65-HIV-FQHC-HIV Integrated Clinical Services	40-65-HIV-FQHC-HIV Clinic	2139802-HB-FQHC-HIV Clinic Services	2022-0007 TG-FY-HIV-FQHC Ryan White Part A-2021 - 14662 Case Management										PNW Trans Del Driver - Low Audio 11/05 to 11/19	PNW Trans Del Driver - Low Audio 11/05 to 11/19										Steven Tang	1/3/2022	Maria Teresa Engelen	1/3/22 14:35					93.914	HIV Emergency Relief Project Grants	H89H00050-01	12/1/2021				
JRNL-00078515 - 1000 - Multnomah County - Cost Book - Lou Ruth - TEST - In 1099	JRNL-00078515 - 1000 - Multnomah County - 12/31/2021 - Pilot Test Cost Book - Lou Ruth - TEST - In 1099	JRNL-FY22-0000775			Posted	Yes	Manual Journal - Correcting Entry			12/1/2021	12/1/2021	2022	06	60140-Insurance Benefits	0.14	DR		Grant Closing		22010-Federal - Ryan White Part - HIV Emergency - 93-917	31B-Federally Qualified Health Clinics (FQHC)	40-Health Department	40-65-HIV-FQHC-HIV Integrated Clinical Services	40-65-HIV-FQHC-HIV Clinic	2139802-HB-FQHC-HIV Clinic Services	2022-0007 TG-FY-HIV-FQHC Ryan White Part A-2021 - 14662 Case Management										PNW Trans Del Driver - Low Audio 11/05 to 11/19	PNW Trans Del Driver - Low Audio 11/05 to 11/19										Steven Tang	1/3/2022	Maria Teresa Engelen	1/3/22 14:35					93.914	HIV Emergency Relief Project Grants	H89H00050-01	12/1/2021				
JRNL-00078515 - 1000 - Multnomah County - Cost Book - Lou Ruth - TEST - In 1099	JRNL-00078515 - 1000 - Multnomah County - 12/31/2021 - Pilot Test Cost Book - Lou Ruth - TEST - In 1099	JRNL-FY22-0000775			Posted	Yes	Manual Journal - Correcting Entry			12/1/2021	12/1/2021	2022	06	60140-Insurance Benefits	0.02	DR		Grant Closing		22010-Federal - Ryan White Part - HIV Emergency - 93-917	31B-Federally Qualified Health Clinics (FQHC)	40-Health Department	40-65-HIV-FQHC-HIV Integrated Clinical Services	40-65-HIV-FQHC-HIV Clinic	2139802-HB-FQHC-HIV Clinic Services	2022-0007 TG-FY-HIV-FQHC Ryan White Part A-2021 - 14662 Case Management										PNW Trans Del Driver - Low Audio 11/05 to 11/19	PNW Trans Del Driver - Low Audio 11/05 to 11/19										Steven Tang	1/3/2022	Maria Teresa Engelen	1/3/22 14:35					93.914	HIV Emergency Relief Project Grants	H89H00050-01	12/1/2021				
JRNL-00078515 - 1000 - Multnomah County - Cost Book - Lou Ruth - TEST - In 1099	JRNL-00078515 - 1000 - Multnomah County - 12/31/2021 - Pilot Test Cost Book - Lou Ruth - TEST - In 1099	JRNL-FY22-0000775			Posted	Yes	Manual Journal - Correcting Entry			12/1/2021	12/1/2021	2022	06	60000-Permanent	37.43	DR		Grant Closing		22010-Federal - Ryan White Part - HIV Emergency - 93-917	31B-Federally Qualified Health Clinics (FQHC)	40-Health Department	40-65-HIV-FQHC-HIV Integrated Clinical Services	40-65-HIV-FQHC-HIV Clinic	2139802-HB-FQHC-HIV Clinic Services	2022-0007 TG-FY-HIV-FQHC Ryan White Part A-2021 - 14662 Case Management										PNW Trans Del Driver - Low Audio 11/05 to 11/19	PNW Trans Del Driver - Low Audio 11/05 to 11/19										Steven Tang	1/3/2022	Maria Teresa Engelen	1/3/22 14:35					93.914	HIV Emergency Relief Project Grants	H89H00050-01	12/1/2021				
JRNL-00078515 - 1000 - Multnomah County - Cost Book - Lou Ruth - TEST - In 1099	JRNL-00078515 - 1000 - Multnomah County - 12/31/2021 - Pilot Test Cost Book - Lou Ruth - TEST - In 1099	JRNL-FY22-0000775			Posted	Yes	Manual Journal - Correcting Entry			12/1/2021	12/1/2021	2022	06	60140-Insurance Benefits	21.13	CR		Grant Closing		22010-Federal - Ryan White Part - HIV Emergency - 93-917	31B-Federally Qualified Health Clinics (FQHC)	40-Health Department	40-65-HIV-FQHC-HIV Integrated Clinical Services	40-65-HIV-FQHC-HIV Clinic	2139802-HB-FQHC-HIV Clinic Services	2022-0007 TG-FY-HIV-FQHC Ryan White Part A-2021 - 14662 Case Management										PNW Trans Del Driver - Low Audio 11/05 to 11/19	PNW Trans Del Driver - Low Audio 11/05 to 11/19										Steven Tang	1/3/2022	Maria Teresa Engelen	1/3/22 14:35					93.914	HIV Emergency Relief Project Grants	H89H00050-01	12/1/2021				
JRNL-00078515 - 1000 - Multnomah County - Cost Book - Lou Ruth - TEST - In 1099	JRNL-00078515 - 1000 - Multnomah County - 12/31/2021 - Pilot Test Cost Book - Lou Ruth - TEST - In 1099	JRNL-FY22-0000775			Posted	Yes	Manual Journal - Correcting Entry			12/1/2021	12/1/2021	2022	06	60000-Permanent	28.04	DR		Grant Closing		22010-Federal - Ryan White Part - HIV Emergency - 93-917	31B-Federally Qualified Health Clinics (FQHC)	40-Health Department	40-65-HIV-FQHC-HIV Integrated Clinical Services	40-65-HIV-FQHC-HIV Clinic	2139802-HB-FQHC-HIV Clinic Services	2022-0007 TG-FY-HIV-FQHC Ryan White Part A-2021 - 14662 Case Management										PNW Trans Del Driver - Low Audio 11/05 to 11/19	PNW Trans Del Driver - Low Audio 11/05 to 11/19										Steven Tang	1/3/2022	Maria Teresa Engelen	1/3/22 14:35					93.914	HIV Emergency Relief Project Grants	H89H00050-01	12/1/2021				
JRNL-00078515 - 1000 - Multnomah County - Cost Book - Lou Ruth - TEST - In 1099	JRNL-00078515 - 1000 - Multnomah County - 12/31/2021 - Pilot Test Cost Book - Lou Ruth - TEST - In 1099	JRNL-FY22-0000775			Posted	Yes	Manual Journal - Correcting Entry			12/1/2021	12/1/2021	2022	06	60140-Insurance Benefits	0.09	DR		Grant Closing		22010-Federal - Ryan White Part - HIV Emergency - 93-917	31B-Federally Qualified Health Clinics (FQHC)	40-Health Department	40-65-HIV-FQHC-HIV Integrated Clinical Services	40-65-HIV-FQHC-HIV Clinic	2139802-HB-FQHC-HIV Clinic Services	2022-0007 TG-FY-HIV-FQHC Ryan White Part A-2021 - 14662 Case Management										PNW Trans Del Driver - Low Audio 11/05 to 11/19	PNW Trans Del Driver - Low Audio 11/05 to 11/19										Steven Tang	1/3/2022	Maria Teresa Engelen	1/3/22 14:35					93.914	HIV Emergency Relief Project Grants	H89H00050-01	12/1/2021				
JRNL-00078515 - 1000 - Multnomah County - Cost Book - Lou Ruth - TEST - In 1099	JRNL-00078515 - 1000 - Multnomah County - 12/31/2021 - Pilot Test Cost Book - Lou Ruth - TEST - In 1099	JRNL-FY22-0000775			Posted	Yes	Manual Journal - Correcting Entry			12/1/2021	12/1/2021	2022	06	60000-Permanent	28.04	DR		Grant Closing		22010-Federal - Ryan White Part - HIV Emergency - 93-917	31B-Federally Qualified Health Clinics (FQHC)	40-Health Department	40-65-HIV-FQHC-HIV Integrated Clinical Services	40-65-HIV-FQHC-HIV Clinic	2139802-HB-FQHC-HIV Clinic Services	2022-0007 TG-FY-HIV-FQHC Ryan White Part A-2021 - 14662 Case Management										PNW Trans Del Driver - Low Audio 11/05 to 11/19	PNW Trans Del Driver - Low Audio 11/05 to 11/19										Steven Tang	1/3/2022	Maria Teresa Engelen	1/3/22 14:35					93.914	HIV Emergency Relief Project Grants	H89H00050-01	12/1/2021				
JRNL-00078515 - 1000 - Multnomah County - Cost Book - Lou Ruth - TEST - In 1099	JRNL-00078515 - 1000 - Multnomah County - 12/31/2021 - Pilot Test Cost Book - Lou Ruth - TEST - In 1099	JRNL-FY22-0000775			Posted	Yes	Manual Journal - Correcting Entry			12/1/2021	12/1/2021	2022	06	60140-Insurance Benefits	0.02	DR		Grant Closing		22010-Federal - Ryan White Part - HIV Emergency - 93-917	31B-Federally Qualified Health Clinics (FQHC)	40-Health Department	40-65-HIV-FQHC-HIV Integrated Clinical Services	40-65-HIV-FQHC-HIV Clinic	2139802-HB-FQHC-HIV Clinic Services	2022-0007 TG-FY-HIV-FQHC Ryan White Part A-2021 - 14662 Case Management										PNW Trans Del Driver - Low Audio 11/05 to 11/19	PNW Trans Del Driver - Low Audio 11/05 to 11/19										Steven Tang	1/3/2022	Maria Teresa Engelen	1/3/22 14:35					93.914	HIV Emergency Relief Project Grants	H89H00050-01	12/1/2021				
JRNL-00078515 - 1000 - Multnomah County - Cost Book - Lou Ruth - TEST - In 1099	JRNL-00078515 - 1000 - Multnomah County - 12/31/2021 - Pilot Test Cost Book - Lou Ruth - TEST - In 1099	JRNL-FY22-0000775			Posted	Yes	Manual Journal - Correcting Entry			12/1/2021	12/1/2021	2022	06	60140-Insurance Benefits	0.14	DR		Grant Closing		22010-Federal - Ryan White Part - HIV Emergency - 93-917	31B-Federally Qualified Health Clinics (FQHC)	40-Health Department	40-65-HIV-FQHC-HIV Integrated Clinical Services	40-65-HIV-FQHC-HIV Clinic	2139802-HB-FQHC-HIV Clinic Services	2022-0007 TG-FY-HIV-FQHC Ryan White Part A-2021 - 14662 Case Management										PNW Trans Del Driver - Low Audio 11/05 to 11/19	PNW Trans Del Driver - Low Audio 11/05 to 11/19										Steven Tang	1/3/2022	Maria Teresa Engelen	1/3/22 14:35					93.914	HIV Emergency Relief Project Grants	H89H00050-01	12/1/2021				
JRNL-00078515 - 1000 - Multnomah County - Cost Book - Lou Ruth - TEST - In 1099	JRNL-00078515 - 1000 - Multnomah County - 12/31/2021 - Pilot Test Cost Book - Lou Ruth - TEST - In 1099	JRNL-FY22-0000775			Posted	Yes	Manual Journal - Correcting Entry			12/1/2021	12/1/2021	2022	06	60140-Insurance Benefits	0.02	DR		Grant Closing		22010-Federal - Ryan White Part - HIV Emergency - 93-917	31B-Federally Qualified Health Clinics (FQHC)	40-Health Department	40-65-HIV-FQHC-HIV Integrated Clinical Services	40-65-HIV-FQHC-HIV Clinic	2139802-HB-FQHC-HIV Clinic Services	2022-0007 TG-FY-HIV-FQHC Ryan White Part A-2021 - 14662 Case Management										PNW Trans Del Driver - Low Audio 11/05 to 11/19	PNW Trans Del Driver - Low Audio 11/05 to 11/19										Steven Tang	1/3/2022	Maria Teresa Engelen	1/3/22 14:35					93.914	HIV Emergency Relief Project Grants	H89H00050-01	12/1/2021				
JRNL-00078515 - 1000 - Multnomah County - Cost Book - Lou Ruth - TEST - In 1099	JRNL-00078515 - 1000 - Multnomah County - 12/31/2021 - Pilot Test Cost Book - Lou Ruth - TEST - In 1099	JRNL-FY22-0000775			Posted	Yes	Manual Journal - Correcting Entry			12/1/2021	12/1/2021	2022	06	60140-Insurance Benefits	0.09	DR		Grant Closing		22010-Federal - Ryan White Part - HIV Emergency - 93-917	31B-Federally Qualified Health Clinics (FQHC)	40-Health Department	40-65-HIV-FQHC-HIV Integrated Clinical Services	40-65-HIV-FQHC-HIV Clinic	2139802-HB-FQHC-HIV Clinic Services	2022-0007 TG-FY-HIV-FQHC Ryan White Part A-2021 - 14662 Case Management										PNW Trans Del Driver - Low Audio 11/05 to 11/19	PNW Trans Del Driver - Low Audio 11/05 to 11/19										Steven Tang	1/3/2022	Maria Teresa Engelen	1/3/22 14:35					93.914	HIV Emergency Relief Project Grants	H89H00050-01	12/1/2021				
JRNL-00078515 - 1000 - Multnomah County - Cost Book - Lou Ruth - TEST - In 1099	JRNL-00078515 - 1000 - Multnomah County - 12/31/2021 - Pilot Test Cost Book - Lou Ruth - TEST - In 1099	JRNL-FY22-0000775			Posted	Yes	Manual Journal - Correcting Entry			12/1/2021	12/1/2021	2022	06	60140-Insurance Benefits	0.01	DR		Grant Closing		22010-Federal - Ryan White Part - HIV Emergency - 93-917	31B-Federally Qualified Health Clinics (FQHC)	40-Health Department	40-65-HIV-FQHC-HIV Integrated Clinical Services	40-65-HIV-FQHC-HIV Clinic	2139802-HB-FQHC-HIV Clinic Services	2022-0007 TG-FY-HIV-FQHC Ryan White Part A-2021 - 14662 Case Management										PNW Trans Del Driver - Low Audio 11/05 to 11/19	PNW Trans Del Driver - Low Audio 11/05 to 11/19										Steven Tang	1/3/2022	Maria Teresa Engelen	1/3/22 14:35					93.914	HIV Emergency Relief Project Grants	H89H00050-01	12/1/2021				
JRNL-00078515 - 1000 - Multnomah County - Cost Book - Lou Ruth - TEST - In 1099	JRNL-00078515 - 1000 - Multnomah County - 12/31/2021 - Pilot Test Cost Book - Lou Ruth - TEST - In 1099	JRNL-FY22-0000775			Posted	Yes	Manual Journal - Correcting Entry			12/1/2021	12/1/2021	2022	06	60140-Insurance Benefits	0.14	DR		Grant Closing		22010-Federal - Ryan White Part - HIV Emergency - 93-917	31B-Federally Qualified Health Clinics (FQHC)	40-Health Department	40-65-HIV-FQHC-HIV Integrated Clinical Services	40-65-HIV-FQHC-HIV Clinic	2139802-HB-FQHC-HIV Clinic Services	2022-0007 TG-FY-HIV-FQHC Ryan White Part A-2021 - 14662 Case Management										PNW Trans Del Driver - Low Audio 11/05 to 11/19	PNW Trans Del Driver - Low Audio 11/05 to 11/19										Steven Tang	1/3/2022	Maria Teresa Engelen	1/3/22 14:35					93.914	HIV Emergency Relief Project Grants	H89H00050-01	12/1/2021				
JRNL-00078515 - 1000 - Multnomah County - Cost Book - Lou Ruth - TEST - In 1099	JRNL-00078515 - 1000 - Multnomah County - 12/31/2021 - Pilot Test Cost Book - Lou Ruth - TEST - In 1099	JRNL-FY22-0000775			Posted	Yes	Manual Journal - Correcting Entry			12/1/2021	12/1/2021	2022	06	60140-Insurance Benefits	0.26	DR		Grant Closing		22010-Federal - Ryan White Part - HIV Emergency - 93-917	31B-Federally Qualified Health Clinics (FQHC)	40-Health Department	40-65-HIV-FQHC-HIV Integrated Clinical Services	40-65-HIV-FQHC-HIV Clinic	2139802-HB-FQHC-HIV Clinic Services	2022-0007 TG-FY-HIV-FQHC Ryan White Part A-2021 - 14662 Case Management										PNW Trans Del Driver - Low Audio 11/05 to 11/19	PNW Trans Del Driver - Low Audio 11/05 to 11/19										Steven Tang	1/3/2022	Maria Teresa Engelen	1/3/22 14:35					93.914	HIV Emergency Relief Project Grants	H89H00050-01	12/1/2021				
JRNL-00078515 - 1000 - Multnomah County - Cost Book - Lou Ruth - TEST - In 1099	JRNL-00078515 - 1000 - Multnomah County - 12/31/2021 - Pilot Test Cost Book - Lou Ruth - TEST - In 1099	JRNL-FY22-0000775			Posted	Yes	Manual Journal - Correcting Entry			12/1/2021	12/1/2021	2022	06	60140-Insurance Benefits	0.23	DR		Grant Closing		22010-Federal - Ryan White Part - HIV Emergency - 93-917	31B-Federally Qualified Health Clinics (FQHC)	40-Health Department	40-65-HIV-FQHC-HIV Integrated Clinical Services	40-65-HIV-FQHC-HIV Clinic	2139802-HB-FQHC-HIV Clinic Services	2022-0007 TG-FY-HIV-FQHC Ryan White Part A-2021 - 14662 Case Management										PNW Trans Del Driver - Low Audio 11/05 to 11/19	PNW Trans Del Driver - Low Audio 11/05 to 11/19										Steven Tang	1/3/2022	Maria Teresa Engelen	1/3/22 14:35				

Journal	Journal Description	Operational Transaction	Operational Transaction Not Journal	Status	From Web Service	Source	Invoice Type	Book Code	Operational Transaction Date	Accounting Date	Fiscal Year	Fiscal Period	Ledger Account	Amount	DR/CR	Spend Category	Pay Component	Revenue Category	Posting Rule Describe	Fund	Business Unit	Department	Division	Program Group	Cost Center	Grant	Miscellaneous Other Costing Structure	Project	Project Phase	Project Task	Project Plan Task	Tringa Project ID	Tringa Building ID	Location	Header Memo	Line Memo	Supplier ID	Supplier Name	Supplier Contract	Purchase Orders	Supplier Invoice Payment Date	Culturally Specific Services	Customer ID	Customer Name	Sponsor ID	Sponsor Name	Created by	Created Date	Approved by	Approved Date	Bank Account	Ach Rec Payee	Ach Rec Payee Category	Antifraud Time Type	CFDA Number	CFDA Description	Federal Award ID # (FAIN)	Budget Date	Match ID	Match Type	Transaction Match Date	Matching Rec ID
JRNL-00078510 - 1000 - 2022-01-31 - Hist Exec Cor Kelly TUC - 2022-01-31 - Hist Exec Cor Kelly TUC - 2022-01-31 - Hist Exec Cor Kelly TUC

| Journal | Journal | Journal Sequence Number | Operational Transaction | Operational Transaction Non-Journal | Status | From Web Service | Source | Income type | Book Code | Operational Transaction Date | Accounting Date | Fiscal Year | Fiscal Period | Ledger Account | Amount | DR/CR | Spend Category | Pay Component | Revenue Category | Posting Rule Describe | Fund | Business Unit | Department | Division | Program Group | Cost Center | Grant | Miscellaneous Other Existing Structure | Project | Project Phase | Project Task | Project Plan Task | Tringa Project ID | Tringa Building ID | Location | Header Memo | Line Memo | Supplier ID | Supplier Name | Supplier Contract | Purchase Orders | Supplier Invoice Payment Date | Culturally Specific Services | Customer ID | Customer Name | Sponsor ID | Sponsor Name | Created by | Created Date | Approved by | Approved Date | Bank Account | Ad Hoc Payee | Ad Hoc Payee Category | Jeridiciant Tree Type | CFDA Number | CFDA Description | Federal Award ID # (FAIN) | Budget Date | Match ID | Match Type | Transaction Match Date | Matching Rec ID |
|---|---|---

Journal	Journal Description	Journal Sequence Number	Operational Transaction	Operational Transaction Sub-Journal	Status	From Web Service	Source	Invoice type	Book Code	Operational Transaction Date	Accounting Date	Fiscal Year	Fiscal Period	Ledger Account	Amount	DR/CR	Spend Category	Pay Component	Revenue Category	Posting Rule Overrides	Fund	Business Unit	Department	Division	Program Group	Cost Center	Grant	Miscellaneous Other Existing Structure	Project	Project Phase	Project Task	Project Plan Task	Tringa Project ID	Tringa Building ID	Location	Header Memo	Line Memo	Supplier ID	Supplier Name	Supplier Contract	Purchase Orders	Supplier Invoice Payment Date	Culturally Specific Services	Customer ID	Customer Name	Sponsor ID	Sponsor Name	Created by	Created Date	Approved by	Approved Date	Bank Account	Ach Rec Payee	Ach Rec Payee Category	Jeridtrust Tree Type	CFDA Number	CFDA Description	Federal Award ID # (FAIN)	Budget Date	Match ID	Match Type	Transaction Match Date	Matching Rec-ID
JRNL-00078010 - 1000 - Multnomah County - Multnomah County - Cost Grow - Lea Kurtz 7157 - 12/31/2021 - Pitkin Tower - 12/31/2021 - Pitkin Tower - 12/31/2021 - Pitkin Tower

| Journal | Journal | Journal Sequence Number | Operational Transaction | Operational Transaction Not Journal | Status | From Web Service | Source | Invoice type | Book Code | Operational Transaction Date | Accounting Date | Fiscal Year | Fiscal Period | Ledger Account | Amount | DR/CR | Spend Category | Pay Component | Revenue Category | Posting Rule Describe | Fund | Business Unit | Department | Division | Program Group | Cost Center | Grant | Miscellaneous Other Costing Structure | Project | Project Phase | Project Task | Project Plan Task | Tringa Project ID | Tringa Building ID | Location | Header Memo | Line Memo | Supplier ID | Supplier Name | Supplier Contract | Purchase Orders | Supplier Invoice Payment Date | Culturally Specific Services | Customer ID | Customer Name | Sponsor ID | Sponsor Name | Created by | Created Date | Approved by | Approved Date | Bank Account | Ach Rec Payee | Ach Rec Payee Category | Antdfund Tree Type | CFDA Number | CFDA Description | Federal Award ID # (FAIN) | Budget Date | Match ID | Match Type | Transaction Match Date | Matching Rec ID |
|---|---|---

| Journal | Journal | Journal Sequence Number | Operational Transaction | Operational Transaction Non-Journal | Status | From Web Service | Source | Invoice type | Book Code | Operational Transaction Date | Accounting Date | Fiscal Year | Fiscal Period | Ledger Account | Amount | DR/CR | Spend Category | Pay Component | Revenue Category | Posting Rule Description | Fund | Business Unit | Department | Division | Program Group | Cost Center | Grant | Miscellaneous Other Existing Structure | Project | Project Phase | Project Task | Project Plan Task | Tringa Project ID | Tringa Building ID | Location | Header Memo | Line Memo | Supplier ID | Supplier Name | Supplier Contract | Purchase Orders | Supplier Invoice Payment Date | Culturally Specific Services | Customer ID | Customer Name | Sponsor ID | Sponsor Name | Created by | Created Date | Approved by | Approved Date | Bank Account | Ach Rec Payee | Ach Rec Payee Category | Antifraud Time Type | CFDA Number | CFDA Description | Federal Award ID # (FAIN) | Budget Date | Match ID | Match Type | Transaction Match Date | Matching Rec ID |
|---|---|---

| Journal | Journal | Journal Sequence Number | Operational Transaction | Operational Transaction Not Journal | Status | From Web Service | Source | Invoice type | Book Code | Operational Transaction Date | Accounting Date | Fiscal Year | Fiscal Period | Ledger Account | Amount | DR/CR | Spend Category | Pay Component | Revenue Category | Posting Rule Describe | Fund | Business Unit | Department | Division | Program Group | Cost Center | Grant | Miscellaneous Other Existing Structure | Project | Project Phase | Project Task | Project Plan Task | Tringa Project ID | Tringa Building ID | Location | Header Memo | Line Memo | Supplier ID | Supplier Name | Supplier Contract | Purchase Orders | Supplier Invoice Payment Date | Culturally Specific Services | Customer ID | Customer Name | Sponsor ID | Sponsor Name | Created by | Created Date | Approved by | Approved Date | Bank Account | Ach Rec Payee | Ach Rec Payee Category | Amt/Unit Time Type | CFDA Number | CFDA Description | Federal Award ID # (FAIN) | Budget Date | Match ID | Match Type | Transaction Match Date | Matching Rec ID |
|---|---|---

Journal	Journal	Journal Sequence Number	Operational Transaction	Operational Transaction Not Journal	Status	From Web Service	Source	Invoice type	Book Code	Operational Transaction Date	Accounting Date	Fiscal Year	Fiscal Period	Ledger Account	Amount	DR/CR	Spend Category	Pay Component	Revenue Category	Posting Rule Excerpts	Fund	Business Unit	Department	Division	Program Group	Cost Center	Grant	Miscellaneous Other Existing Structure	Project	Project Phase	Project Task	Project Plan Task	Tringa Project ID	Tringa Building ID	Location	Header Memo	Line Memo	Supplier ID	Supplier Name	Supplier Contract	Purchase Orders	Supplier Invoice Payment Date	Culturally Specific Services	Customer ID	Customer Name	Sponsor ID	Sponsor Name	Created by	Created Date	Approved by	Approved Date	Bank Account	Ach Rec Payee	Ach Rec Payee Category	Amt/Unit Time Type	CFDA Number	CFDA Description	Federal Award ID # (FAIN)	Budget Date	Match ID	Match Type	Transaction Match Date	Matching Rec ID
JRNL-00078011-1000 - 2022 - Multnomah County - Cost Share - Lea Kurtz TEST	JRNL-00078011-1000 - 2022 - Multnomah County - Cost Share - Lea Kurtz TEST	JRNL-FY22-0005777			Posted	Yes	Manual Journal - Correcting Entry			12/1/2021	12/1/2021	2022	06	60140-Insurance Benefits	0.86	DR		Grant Closing			30000-State - Oregon Health Authority (OHA) HIV Care	0130-Federally Qualified Health Clinics (FQHC)	40-Health Department	40-65-HIV-FQHC-HIV-Care	2130802-HB-FQHC-HIV Clinic Services	0420-SSM-07-HD-FQHC-OHA-HIV Care EHSA																							Steven Tang	1/31/2022	Maria Teresa Engelen	1/31/2022 14:36								12/1/2021			
JRNL-00078011-1000 - 2022 - Multnomah County - Cost Share - Lea Kurtz TEST	JRNL-00078011-1000 - 2022 - Multnomah County - Cost Share - Lea Kurtz TEST	JRNL-FY22-0005777			Posted	Yes	Manual Journal - Correcting Entry			12/1/2021	12/1/2021	2022	06	60140-Insurance Benefits	0.60	DR		Grant Closing			30000-State - Oregon Health Authority (OHA) HIV Care	0130-Federally Qualified Health Clinics (FQHC)	40-Health Department	40-65-HIV-FQHC-HIV-Care	2130802-HB-FQHC-HIV Clinic Services	0420-SSM-07-HD-FQHC-OHA-HIV Care EHSA																							Steven Tang	1/31/2022	Maria Teresa Engelen	1/31/2022 14:36								12/1/2021			
JRNL-00078011-1000 - 2022 - Multnomah County - Cost Share - Lea Kurtz TEST	JRNL-00078011-1000 - 2022 - Multnomah County - Cost Share - Lea Kurtz TEST	JRNL-FY22-0005777			Posted	Yes	Manual Journal - Correcting Entry			12/1/2021	12/1/2021	2022	06	60140-Insurance Benefits	0.54	DR		Grant Closing			30000-State - Oregon Health Authority (OHA) HIV Care	0130-Federally Qualified Health Clinics (FQHC)	40-Health Department	40-65-HIV-FQHC-HIV-Care	2130802-HB-FQHC-HIV Clinic Services	0420-SSM-07-HD-FQHC-OHA-HIV Care EHSA																							Steven Tang	1/31/2022	Maria Teresa Engelen	1/31/2022 14:36								12/1/2021			
JRNL-00078011-1000 - 2022 - Multnomah County - Cost Share - Lea Kurtz TEST	JRNL-00078011-1000 - 2022 - Multnomah County - Cost Share - Lea Kurtz TEST	JRNL-FY22-0005777			Posted	Yes	Manual Journal - Correcting Entry			12/1/2021	12/1/2021	2022	06	60140-Insurance Benefits	0.74	DR		Grant Closing			30000-State - Oregon Health Authority (OHA) HIV Care	0130-Federally Qualified Health Clinics (FQHC)	40-Health Department	40-65-HIV-FQHC-HIV-Care	2130802-HB-FQHC-HIV Clinic Services	0420-SSM-07-HD-FQHC-OHA-HIV Care EHSA																							Steven Tang	1/31/2022	Maria Teresa Engelen	1/31/2022 14:36								12/1/2021			
JRNL-00078011-1000 - 2022 - Multnomah County - Cost Share - Lea Kurtz TEST	JRNL-00078011-1000 - 2022 - Multnomah County - Cost Share - Lea Kurtz TEST	JRNL-FY22-0005777			Posted	Yes	Manual Journal - Correcting Entry			12/1/2021	12/1/2021	2022	06	60140-Insurance Benefits	0.74	DR		Grant Closing			30000-State - Oregon Health Authority (OHA) HIV Care	0130-Federally Qualified Health Clinics (FQHC)	40-Health Department	40-65-HIV-FQHC-HIV-Care	2130802-HB-FQHC-HIV Clinic Services	0420-SSM-07-HD-FQHC-OHA-HIV Care EHSA																							Steven Tang	1/31/2022	Maria Teresa Engelen	1/31/2022 14:36								12/1/2021			
JRNL-00078011-1000 - 2022 - Multnomah County - Cost Share - Lea Kurtz TEST	JRNL-00078011-1000 - 2022 - Multnomah County - Cost Share - Lea Kurtz TEST	JRNL-FY22-0005777			Posted	Yes	Manual Journal - Correcting Entry			12/1/2021	12/1/2021	2022	06	60130-Salary Related	0.01	DR		Grant Closing			30000-State - Oregon Health Authority (OHA) HIV Care	0130-Federally Qualified Health Clinics (FQHC)	40-Health Department	40-65-HIV-FQHC-HIV-Care	2130802-HB-FQHC-HIV Clinic Services	0420-SSM-07-HD-FQHC-OHA-HIV Care EHSA																							Steven Tang	1/31/2022	Maria Teresa Engelen	1/31/2022 14:36								12/1/2021			
JRNL-00078011-1000 - 2022 - Multnomah County - Cost Share - Lea Kurtz TEST	JRNL-00078011-1000 - 2022 - Multnomah County - Cost Share - Lea Kurtz TEST	JRNL-FY22-0005777			Posted	Yes	Manual Journal - Correcting Entry			12/1/2021	12/1/2021	2022	06	60130-Salary Related	0.05	DR		Grant Closing			30000-State - Oregon Health Authority (OHA) HIV Care	0130-Federally Qualified Health Clinics (FQHC)	40-Health Department	40-65-HIV-FQHC-HIV-Care	2130802-HB-FQHC-HIV Clinic Services	0420-SSM-07-HD-FQHC-OHA-HIV Care EHSA																							Steven Tang	1/31/2022	Maria Teresa Engelen	1/31/2022 14:36								12/1/2021			
JRNL-00078011-1000 - 2022 - Multnomah County - Cost Share - Lea Kurtz TEST	JRNL-00078011-1000 - 2022 - Multnomah County - Cost Share - Lea Kurtz TEST	JRNL-FY22-0005777			Posted	Yes	Manual Journal - Correcting Entry			12/1/2021	12/1/2021	2022	06	60140-Insurance Benefits	0.01	DR		Grant Closing			30000-State - Oregon Health Authority (OHA) HIV Care	0130-Federally Qualified Health Clinics (FQHC)	40-Health Department	40-65-HIV-FQHC-HIV-Care	2130802-HB-FQHC-HIV Clinic Services	0420-SSM-07-HD-FQHC-OHA-HIV Care EHSA																							Steven Tang	1/31/2022	Maria Teresa Engelen	1/31/2022 14:36								12/1/2021			
JRNL-00078011-1000 - 2022 - Multnomah County - Cost Share - Lea Kurtz TEST	JRNL-00078011-1000 - 2022 - Multnomah County - Cost Share - Lea Kurtz TEST	JRNL-FY22-0005777			Posted	Yes	Manual Journal - Correcting Entry			12/1/2021	12/1/2021	2022	06	60140-Insurance Benefits	0.08	DR		Grant Closing			30000-State - Oregon Health Authority (OHA) HIV Care	0130-Federally Qualified Health Clinics (FQHC)	40-Health Department	40-65-HIV-FQHC-HIV-Care	2130802-HB-FQHC-HIV Clinic Services	0420-SSM-07-HD-FQHC-OHA-HIV Care EHSA																							Steven Tang	1/31/2022	Maria Teresa Engelen	1/31/2022 14:36								12/1/2021			
JRNL-00078011-1000 - 2022 - Multnomah County - Cost Share - Lea Kurtz TEST	JRNL-00078011-1000 - 2022 - Multnomah County - Cost Share - Lea Kurtz TEST	JRNL-FY22-0005777			Posted	Yes	Manual Journal - Correcting Entry			12/1/2021	12/1/2021	2022	06	60140-Insurance Benefits	0.05	DR		Grant Closing			30000-State - Oregon Health Authority (OHA) HIV Care	0130-Federally Qualified Health Clinics (FQHC)	40-Health Department	40-65-HIV-FQHC-HIV-Care	2130802-HB-FQHC-HIV Clinic Services	0420-SSM-07-HD-FQHC-OHA-HIV Care EHSA																							Steven Tang	1/31/2022	Maria Teresa Engelen	1/31/2022 14:36								12/1/2021			
JRNL-00078011-1000 - 2022 - Multnomah County - Cost Share - Lea Kurtz TEST	JRNL-00078011-1000 - 2022 - Multnomah County - Cost Share - Lea Kurtz TEST	JRNL-FY22-0005777			Posted	Yes	Manual Journal - Correcting Entry			12/1/2021	12/1/2021	2022	06	60140-Insurance Benefits	0.14	DR		Grant Closing			30000-State - Oregon Health Authority (OHA) HIV Care	0130-Federally Qualified Health Clinics (FQHC)	40-Health Department	40-65-HIV-FQHC-HIV-Care	2130802-HB-FQHC-HIV Clinic Services	0420-SSM-07-HD-FQHC-OHA-HIV Care EHSA																							Steven Tang	1/31/2022	Maria Teresa Engelen	1/31/2022 14:36								12/1/2021			
JRNL-00078011-1000 - 2022 - Multnomah County - Cost Share - Lea Kurtz TEST	JRNL-00078011-1000 - 2022 - Multnomah County - Cost Share - Lea Kurtz TEST	JRNL-FY22-0005777			Posted	Yes	Manual Journal - Correcting Entry			12/1/2021	12/1/2021	2022	06	60140-Insurance Benefits	0.10	DR		Grant Closing			30000-State - Oregon Health Authority (OHA) HIV Care	0130-Federally Qualified Health Clinics (FQHC)	40-Health Department	40-65-HIV-FQHC-HIV-Care	2130802-HB-FQHC-HIV Clinic Services	0420-SSM-07-HD-FQHC-OHA-HIV Care EHSA																							Steven Tang	1/31/2022	Maria Teresa Engelen	1/31/2022 14:36								12/1/2021			
JRNL-00078011-1000 - 2022 - Multnomah County - Cost Share - Lea Kurtz TEST	JRNL-00078011-1000 - 2022 - Multnomah County - Cost Share - Lea Kurtz TEST	JRNL-FY22-0005777			Posted	Yes	Manual Journal - Correcting Entry			12/1/2021	12/1/2021	2022	06	60140-Insurance Benefits	0.22	DR		Grant Closing			30000-State - Oregon Health Authority (OHA) HIV Care	0130-Federally Qualified Health Clinics (FQHC)	40-Health Department	40-65-HIV-FQHC-HIV-Care	2130802-HB-FQHC-HIV Clinic Services	0420-SSM-07-HD-FQHC-OHA-HIV Care EHSA																							Steven Tang	1/31/2022	Maria Teresa Engelen	1/31/2022 14:36								12/1/2021			
JRNL-00078011-1000 - 2022 - Multnomah County - Cost Share - Lea Kurtz TEST	JRNL-00078011-1000 - 2022 - Multnomah County - Cost Share - Lea Kurtz TEST	JRNL-FY22-0005777			Posted	Yes	Manual Journal - Correcting Entry			12/1/2021	12/1/2021	2022	06	60140-Insurance Benefits	0.07	DR		Grant Closing			30000-State - Oregon Health Authority (OHA) HIV Care	0130-Federally Qualified Health Clinics (FQHC)	40-Health Department	40-65-HIV-FQHC-HIV-Care	2130802-HB-FQHC-HIV Clinic Services	0420-SSM-07-HD-FQHC-OHA-HIV Care EHSA																							Steven Tang	1/31/2022	Maria Teresa Engelen	1/31/2022 14:36								12/1/2021			
JRNL-00078011-1000 - 2022 - Multnomah County - Cost Share - Lea Kurtz TEST	JRNL-00078011-1000 - 2022 - Multnomah County - Cost Share - Lea Kurtz TEST	JRNL-FY22-0005777			Posted	Yes	Manual Journal - Correcting Entry			12/1/2021	12/1/2021	2022	06	60130-Salary Related	1.77	DR		Grant Closing			30000-State - Oregon Health Authority (OHA) HIV Care	0130-Federally Qualified Health Clinics (FQHC)	40-Health Department	40-65-HIV-FQHC-HIV-Care	2130802-HB-FQHC-HIV Clinic Services	0420-SSM-07-HD-FQHC-OHA-HIV Care EHSA																							Steven Tang	1/31/2022	Maria Teresa Engelen	1/31/2022 14:36								12/1/2021			
JRNL-00078011-1000 - 2022 - Multnomah County - Cost Share - Lea Kurtz TEST	JRNL-00078011-1000 - 2022 - Multnomah County - Cost Share - Lea Kurtz TEST	JRNL-FY22-0005777			Posted	Yes	Manual Journal - Correcting Entry			12/1/2021	12/1/2021	2022	06	60130-Salary Related	1.77	DR		Grant Closing			30000-State - Oregon Health Authority (OHA) HIV Care	0130-Federally Qualified Health Clinics (FQHC)	40-Health Department	40-65-HIV-FQHC-HIV-Care	2130802-HB-FQHC-HIV Clinic Services	0420-SSM-07-HD-FQHC-OHA-HIV Care EHSA																							Steven Tang	1/31/2022	Maria Teresa Engelen	1/31/2022 14:36								12/1/2021			

| Journal | Journal | Journal Sequence Number | Operational Transaction | Operational Transaction Not Journal | Status | From Web Service | Source | Income type | Book Code | Operational Transaction Date | Accounting Date | Fiscal Year | Fiscal Period | Ledger Account | Amount | DR/CR | Spend Category | Pay Component | Revenue Category | Posting Rule Excerpts | Fund | Business Unit | Department | Division | Program Group | Cost Center | Grant | Miscellaneous Other Existing Structure | Project | Project Phase | Project Task | Project Plan Task | Tringa Project ID | Tringa Building ID | Location | Header Memo | Line Memo | Supplier ID | Supplier Name | Supplier Contract | Purchase Orders | Supplier Invoice Payment Date | Culturally Specific Services | Customer ID | Customer Name | Sponsor ID | Sponsor Name | Created by | Created Date | Approved by | Approved Date | Bank Account | Ad Hoc Payee | Ad Hoc Payee Category | Antelope Tree Type | CFDA Number | CFDA Description | Federal Award ID # (FAIN) | Budget Date | Match ID | Match Type | Transaction Match Date | Matching Rec ID |
|---|---|---

| Journal | Journal | Journal Sequence Number | Operational Transaction | Operational Transaction Not Journal | Status | From Web Service | Source | Invoice type | Book Code | Operational Transaction Date | Accounting Date | Fiscal Year | Fiscal Period | Ledger Account | Amount | DR/CR | Spend Category | Pay Component | Revenue Category | Posting Rule Describe | Fund | Business Unit | Department | Division | Program Group | Cost Center | Grant | Miscellaneous Other Existing Structure | Project | Project Phase | Project Task | Project Plan Task | Tringa Project ID | Tringa Building ID | Location | Header Memo | Line Memo | Supplier ID | Supplier Name | Supplier Contract | Purchase Orders | Supplier Invoice Payment Date | Culturally Specific Services | Customer ID | Customer Name | Sponsor ID | Sponsor Name | Created by | Created Date | Approved by | Approved Date | Bank Account | Ad Hoc Payee | Ad Hoc Payee Category | Antifraud Tree Type | CFDA Number | CFDA Description | Federal Award ID # (FAIN) | Budget Date | Match ID | Match Type | Transaction Match Date | Matching Rec ID |
|---|---|---

| Journal | Journal | Journal Sequence Number | Operational Transaction | Operational Transaction Not Journal | Status | From Web Service | Source | Invoice type | Book Code | Operational Transaction Date | Accounting Date | Fiscal Year | Fiscal Period | Ledger Account | Amount | DR/CR | Spend Category | Pay Component | Revenue Category | Posting Rule Describe | Fund | Business Unit | Department | Division | Program Group | Cost Center | Grant | Miscellaneous Other Existing Structure | Project | Project Phase | Project Task | Project Plan Task | Tringa Project ID | Tringa Building ID | Location | Header Memo | Line Memo | Supplier ID | Supplier Name | Supplier Contract | Purchase Orders | Supplier Invoice Payment Date | Culturally Specific Services | Customer ID | Customer Name | Sponsor ID | Sponsor Name | Created by | Created Date | Approved by | Approved Date | Bank Account | Ad Hoc Payee | Ad Hoc Payee Category | Antifraud Tree Type | CFDA Number | CFDA Description | Federal Award ID # (FAIN) | Budget Date | Match ID | Match Type | Transaction Match Date | Matching Rec ID |
|---|---|---

| Journal | Journal Description | Journal Sequence Number | Operational Transaction | Operational Transaction Sub-Journal | Status | From Web Service | Source | Invoice type | Book Code | Operational Transaction Date | Accounting Date | Fiscal Year | Fiscal Period | Ledger Account | Amount | DR/CR | Spend Category | Pay Component | Revenue Category | Posting Rule Describe | Fund | Business Unit | Department | Division | Program Group | Cost Center | Grant | Miscellaneous Other Costing Structure | Project | Project Phase | Project Task | Project Plan Task | Tribe Project ID | Tribe Building ID | Location | Header Memo | Line Memo | Supplier ID | Supplier Name | Supplier Contract | Purchase Orders | Supplier Invoice Payment Date | Culturally Specific Services | Customer ID | Customer Name | Sponsor ID | Sponsor Name | Created by | Created Date | Approved by | Approval Date | Bank Account | Ach Rec Payee | Ach Rec Payee Category | Amt/Unit Time Type | CFDA Number | CFDA Description | Federal Award ID # (FAIN) | Budget Date | Match ID | Match Type | Transaction Match Date | Matching Rec-ID |
|---|---|---

| Journal | Journal Description | Journal Sequence Number | Operational Transaction | Operational Transaction Not Journal | Status | From Web Service | Source | Income type | Book Code | Operational Transaction Date | Accounting Date | Fiscal Year | Fiscal Period | Ledger Account | Amount | DR/CR | Spend Category | Pay Component | Revenue Category | Posting Rule Describe | Fund | Business Unit | Department | Division | Program Group | Cost Center | Grant | Miscellaneous Other Analytic Structure | Project | Project Phase | Project Task | Project Plan Task | Tringa Project ID | Tringa Building ID | Location | Header Memo | Line Memo | Supplier ID | Supplier Name | Supplier Contract | Purchase Orders | Supplier Invoice Payment Date | Culturally Specific Services | Customer ID | Customer Name | Sponsor ID | Sponsor Name | Created by | Created Date | Approved by | Approved Date | Bank Account | Ad Hoc Payee | Ad Hoc Payee Category | Additional Tree Type | CFDA Number | CFDA Description | Federal Award ID # (FAIN) | Budget Date | Match ID | Match Type | Transaction Match Date | Matching Rec-ID |
|---|---|---

| Journal | Journal Sequence Number | Operational Transaction | Operational Transaction Sub-Journal | Status | From Web Service | Source | Invoice type | Book Code | Operational Transaction Date | Accounting Date | Fiscal Year | Fiscal Period | Ledger Account | Amount | DR/CR | Spend Category | Pay Component | Revenue Category | Posting Rule Describe | Fund | Business Unit | Department | Division | Program Group | Cost Center | Cost Center Description | Miscellaneous Other Existing Structure | Project | Project Phase | Project Task | Project Plan Task | Tribe Project ID | Tribe Building ID | Location | Header Memo | Line Memo | Supplier ID | Supplier Name | Supplier Contract | Purchase Orders | Supplier Invoice Payment Date | Culturally Specific Services | Customer ID | Customer Name | Sponsor ID | Sponsor Name | Created by | Created Date | Approved by | Approved Date | Bank Account | Ad Hoc Payee | Ad Hoc Payee Category | Antifraud Tree Type | CFDA Number | CFDA Description | Federal Award ID # (FAIN) | Budget Date | Match ID | Match Type | Transaction Match Date | Matching Rev ID |
|---|---|---

| Journal | Journal | Journal Sequence Number | Operational Transaction | Operational Transaction Not Journal | Status | From Web Service | Source | Invoice type | Book Code | Operational Transaction Date | Accounting Date | Fiscal Year | Fiscal Period | Ledger Account | Amount | DR/CR | Spend Category | Pay Component | Revenue Category | Posting Rule Describe | Fund | Business Unit | Department | Division | Program Group | Cost Center | Grant | Miscellaneous Other Existing Structure | Project | Project Phase | Project Task | Project Plan Task | Tringa Project ID | Tringa Building ID | Location | Header Memo | Line Memo | Supplier ID | Supplier Name | Supplier Contract | Purchase Orders | Supplier Invoice Payment Date | Culturally Specific Services | Customer ID | Customer Name | Sponsor ID | Sponsor Name | Created by | Created Date | Approved by | Approved Date | Bank Account | Ach Rec Payee | Ach Rec Payee Category | Amdt/Level Tree Type | CFDA Number | CFDA Description | Federal Award ID # (FAIN) | Budget Date | Match ID | Match Type | Transaction Match Date | Matching Rec ID |
|---|---|---

| Journal | Journal | Journal Sequence Number | Operational Transaction | Operational Transaction Sub-Journal | Status | From Web Service | Source | Invoice type | Book Code | Operational Transaction Date | Accounting Date | Fiscal Year | Fiscal Period | Ledger Account | Amount | DR/CR | Spend Category | Pay Component | Revenue Category | Posting Rule Describe | Fund | Business Unit | Department | Division | Program Group | Cost Center | Grant | Miscellaneous Other Existing Structure | Project | Project Phase | Project Task | Project Plan Task | Tringa Project ID | Tringa Building ID | Location | Header Memo | Line Memo | Supplier ID | Supplier Name | Supplier Contract | Purchase Orders | Supplier Invoice Payment Date | Culturally Specific Services | Customer ID | Customer Name | Sponsor ID | Sponsor Name | Created by | Created Date | Approved by | Approved Date | Bank Account | Ach Rec Payee | Ach Rec Payee Category | Amdt/Level Tree Type | CFDA Number | CFDA Description | Federal Award ID # (FAIN) | Budget Date | Match ID | Match Type | Transaction Match Date | Matching Rec-ID |
|---|---|---

| Journal | Journal Description | Journal Sequence Number | Operational Transaction | Operational Transaction Sub-Journal | Status | From Web Service | Source | Invoice type | Book Code | Operational Transaction Date | Accounting Date | Fiscal Year | Fiscal Period | Ledger Account | Amount | DR/CR | Spend Category | Pay Component | Revenue Category | Posting Rule Describe | Fund | Business Unit | Department | Division | Program Group | Cost Center | Grant | Miscellaneous Other Existing Structure | Project | Project Phase | Project Task | Project Plan Task | Tringa Project ID | Tringa Building ID | Location | Header Memo | Line Memo | Supplier ID | Supplier Name | Supplier Contract | Purchase Orders | Supplier Invoice Payment Date | Culturally Specific Services | Customer ID | Customer Name | Sponsor ID | Sponsor Name | Created by | Created Date | Approved by | Approved Date | Bank Account | Ad Hoc Payee | Ad Hoc Payee Category | Additional Tree Type | CFDA Number | CFDA Description | Federal Award ID # (FAIN) | Budget Date | Match ID | Match Type | Transaction Match Date | Matching Rec ID |
|---|---|---

Journal	Journal	Journal Sequence Number	Operational Transaction	Operational Transaction Not Allowed	Status	From Web Service	Source	Income type	Book Code	Operational Transaction Date	Accounting Date	Fiscal Year	Fiscal Period	Ledger Account	Amount	DR/CR	Spend Category	Pay Component	Revenue Category	Posting Rule Excerpts	Fund	Business Unit	Department	Division	Program Group	Cost Center	Grant	Miscellaneous Other Existing Structure	Project	Project Phase	Project Task	Project Plan Task	Tritiga Project ID	Tritiga Building ID	Location	Header Memo	Line Memo	Supplier ID	Supplier Name	Supplier Contract	Purchase Orders	Supplier Invoice Payment Date	Culturally Specific Services	Customer ID	Customer Name	Sponsor ID	Sponsor Name	Created by	Created Date	Approved by	Approved Date	Bank Account	Ach Rec Payee	Ach Rec Payee Category	Antifraud Tree Type	CFDA Number	CFDA Description	Federal Award ID # (FAIN)	Budget Date	Match ID	Match Type	Transaction Match Date	Matching Rec ID
JRNL-997977176 - 1968 - 1968	JRNL-997977176 - 1968	JRNL-PY22-0007468			Posted	Yes	Manual Journal - Original Entry			12/1/2021	12/1/2021	2022	06	6007010-Internal Service Telecommunications	40.01	DR	6600000 - Mobile Device Service (Internal Service Telecommunications)				01000-Health Department FQHC Fund	0100-Federally Qualified Health Clinics (FQHC)	40-00-Health Department	40-00-HD-FQHC-Student Health Centers	40-00-HD-FQHC-Student Administration																			OCT 2021 VERISON LINKS	5030845377 Verizon Oct 2021 Kathleen Beach AR6780								Katherine Zook	1/10/2022	Maria Teresa Engelen	1/10/2022 16:26											12/1/2021				
JRNL-997977176 - 1968 - 1968	JRNL-997977176 - 1968	JRNL-PY22-0007468			Posted	Yes	Manual Journal - Original Entry			12/1/2021	12/1/2021	2022	06	6007010-Internal Service Telecommunications	40.01	DR	6600000 - Mobile Device Service (Internal Service Telecommunications)				01000-Health Department FQHC Fund	0100-Federally Qualified Health Clinics (FQHC)	40-00-Health Department	40-00-HD-FQHC-Student Health Centers	40-00-HD-FQHC-Student Administration																			OCT 2021 VERISON LINKS	5030843782 Verizon Oct 2021 Kathleen Beach AR6780								Katherine Zook	1/10/2022	Maria Teresa Engelen	1/10/2022 16:26											12/1/2021				
JRNL-997977176 - 1968 - 1968	JRNL-997977176 - 1968	JRNL-PY22-0007468			Posted	Yes	Manual Journal - Original Entry			12/1/2021	12/1/2021	2022	06	6007010-Internal Service Telecommunications	40.01	DR	6600000 - Mobile Device Service (Internal Service Telecommunications)				01000-Health Department FQHC Fund	0100-Federally Qualified Health Clinics (FQHC)	40-00-Health Department	40-00-HD-FQHC-Dental	4100-00-HD-FQHC-Dental Administration																			OCT 2021 VERISON LINKS	5013231320 Verizon Oct 2021 Kathleen Beach AR6780								Katherine Zook	1/10/2022	Maria Teresa Engelen	1/10/2022 16:26											12/1/2021				
JRNL-997977176 - 1968 - 1968	JRNL-997977176 - 1968	JRNL-PY22-0007468			Posted	Yes	Manual Journal - Original Entry			12/1/2021	12/1/2021	2022	06	6007010-Internal Service Telecommunications	40.01	DR	6600000 - Mobile Device Service (Internal Service Telecommunications)				01000-Health Department FQHC Fund	0100-Federally Qualified Health Clinics (FQHC)	40-00-Health Department	40-00-HD-FQHC-Dental	4100-00-HD-FQHC-Dental Community Oral Health

Journal	Journal	Journal Sequence Number	Operational Transaction	Operational Transaction Not Journal	Status	From Web Service	Source	Income type	Book Code	Operational Transaction Date	Accounting Date	Fiscal Year	Fiscal Period	Ledger Account	Amount	DR/CR	Spend Category	Pay Component	Revenue Category	Posting Rule Description	Fund	Business Unit	Department	Division	Program Group	Cost Center	Grant	Miscellaneous Other Existing Structure	Project	Project Phase	Project Task	Project Plan Task	Tringa Project ID	Tringa Building ID	Location	Header Memo	Line Memo	Supplier ID	Supplier Name	Supplier Contract	Purchase Orders	Supplier Invoice Payment Date	Culturally Specific Services	Customer ID	Customer Name	Sponsor ID	Sponsor Name	Created by	Created Date	Approved by	Approved Date	Bank Account	Ach Rec Payee	Ach Rec Payee Category	Antifraud Tree Type	CFDA Number	CFDA Description	Federal Award ID # (FAIN)	Budget Date	Match ID	Match Type	Transaction Match Date	Matching Rec ID
JRNL-000TEST0-1566-VERGENA-LIBANON	JRNL-000TEST0-1566-VERGENA-LIBANON	JRNL-FY22-0007568			Posted	Yes	Manual Journal - Original Entry			12/1/2021	12/1/2021	2022	06	6007Educational Service Telecommunications	49.92	DR	6600SSB - Middle Dessoe Secondary Behavioral Services				0300-Health Department - FQHC Fund	0100-Health Quality Assurance Health Clinics (FQHC)	40-HD-HIV-Ryan White Services	40-HD-HIV-Ryan White Services	40-80-HIV-Ryan White Services	2140Ed-MH-Student Health Centers			

Journal	Journal	Journal Sequence Number	Operational Transaction	Operational Transaction Not Allowed	Status	From Web Service	Source	Income type	Book Code	Operational Transaction Date	Accounting Date	Fiscal Year	Fiscal Period	Ledger Account	Amount	DR/CR	Spend Category	Pay Component	Revenue Category	Posting Rule Excerpts	Fund	Business Unit	Department	Division	Program Group	Cost Center	Grant	Miscellaneous Other Existing Structure	Project	Project Phase	Project Task	Project Plan Task	Tringa Project ID	Tringa Building ID	Location	Header Memo	Line Memo	Supplier ID	Supplier Name	Supplier Contract	Purchase Orders	Supplier Invoice Payment Date	Critically Specific Services	Customer ID	Customer Name	Sponsor ID	Sponsor Name	Created by	Created Date	Approved by	Approved Date	Bank Account	Ach Rec Payee	Ach Rec Payee Category	Antdtrxnel Tree Type	CFDA Number	CFDA Description	Federal Award ID # (FAIN)	Budget Date	Match ID	Match Type	Transaction Match Date	Matching Rec-ID
JRNL-397977-1799 - 1999	JRNL-397977-1799 - 1999	JRNL-P102-0007468			Posted	Yes	Manual Journal - Original Entry			12/1/2021	12/1/2021	2022	06	6007010 Internal Service Telecommunications	45.62	DR	6600000 - Mobile Device Service Internal Service Telecommunications				0300 Health Department FQHC Fund	0130 Federally Qualified Health Clinics (FQHC)	40 HD Department	4140 HD FQHC Integrated Clinical Services	4140 HD FQHC Pharmacy	4140000 HD FQHC Pharmacy Administration															OCT 2021 VERIZON LABOR	5713711362 Verizon Oct 2021 Cell Phone Lowrey 200207								Katherine Zook	1/10/2022	Maria Teresa Engelen	1/10/2022 16:20										12/1/2021				
JRNL-397977-1799 - 1999	JRNL-397977-1799 - 1999	JRNL-P102-0007468			Posted	Yes	Manual Journal - Original Entry			12/1/2021	12/1/2021	2022	06	6007010 Internal Service Telecommunications	45.62	DR	6600000 - Mobile Device Service Internal Service Telecommunications				0300 Health Department FQHC Fund	0130 Federally Qualified Health Clinics (FQHC)	40 HD Department	4140 HD FQHC Integrated Clinical Services	4140 HD FQHC Pharmacy	4140000 HD FQHC Pharmacy Administration															OCT 2021 VERIZON LABOR	5743922180 Verizon Oct 2021 Cell Phone Engelen 200207								Katherine Zook	1/10/2022	Maria Teresa Engelen	1/10/2022 16:20										12/1/2021				
JRNL-397977-1799 - 1999	JRNL-397977-1799 - 1999	JRNL-P102-0007468			Posted	Yes	Manual Journal - Original Entry			12/1/2021	12/1/2021	2022	06	6007010 Internal Service Telecommunications	45.62	DR	6600000 - Mobile Device Service Internal Service Telecommunications				0300 Health Department FQHC Fund	0130 Federally Qualified Health Clinics (FQHC)	40 HD Department	4140 HD FQHC Integrated Clinical Services	4140 HD FQHC Pharmacy	4140000 HD FQHC Pharmacy Administration															OCT 2021 VERIZON LABOR	5745833877 Verizon Oct 2021 Cell Phone Gonzalez 200207								Katherine Zook	1/10/2022	Maria Teresa Engelen	1/10/2022 16:20										12/1/2021				
JRNL-397977-1799 - 1999	JRNL-397977-1799 - 1999	JRNL-P102-0007468			Posted	Yes	Manual Journal - Original Entry			12/1/2021	12/1/2021	2022	06	6007010 Internal Service Telecommunications	45.62	DR	6600000 - Mobile Device Service Internal Service Telecommunications				0300 Health Department FQHC Fund	0130 Federally Qualified Health Clinics (FQHC)	40 HD Department	4140 HD FQHC Integrated Clinical Services	4140 HD FQHC Pharmacy	4140000 HD FQHC Pharmacy Administration															OCT 2021 VERIZON LABOR	5746133180

| Journal | Journal | Journal Sequence Number | Operational Transaction | Operational Transaction Not Journal | Status | From Web Service | Source | Income type | Book Code | Operational Transaction Date | Accounting Date | Fiscal Year | Fiscal Period | Ledger Account | Amount | DR/CR | Spend Category | Pay Component | Revenue Category | Posting Rule Describe | Fund | Business Unit | Department | Division | Program Group | Cost Center | Grant | Miscellaneous Other Existing Structure | Project | Project Phase | Project Task | Project Plan Task | Tringa Project ID | Tringa Building ID | Location | Header Memo | Line Memo | Supplier ID | Supplier Name | Supplier Contract | Purchase Orders | Supplier Invoice Payment Date | Culturally Specific Services | Customer ID | Customer Name | Sponsor ID | Sponsor Name | Created by | Created Date | Approved by | Approved Date | Bank Account | Ach Rec Payee | Ach Rec Payee Category | Antifraud Tree Type | CFDA Number | CFDA Description | Federal Award ID # (FAIN) | Budget Date | Match ID | Match Type | Transaction Match Date | Matching Rec ID |
|---|---|---

| Journal | Journal | Journal Sequence Number | Operational Transaction | Operational Transaction Not Journal | Status | From Web Service | Source | Income type | Book Code | Operational Transaction Date | Accounting Date | Fiscal Year | Fiscal Period | Ledger Account | Amount | DR/CR | Spend Category | Pay Component | Revenue Category | Posting Rule Excerpts | Fund | Business Unit | Department | Division | Program Group | Cost Center | Grant | Miscellaneous Other Existing Structure | Project | Project Phase | Project Task | Project Plan Task | Tringa Project ID | Tringa Building ID | Location | Header Memo | Line Memo | Supplier ID | Supplier Name | Supplier Contract | Purchase Orders | Supplier Invoice Payment Date | Culturally Specific Services | Customer ID | Customer Name | Sponsor ID | Sponsor Name | Created by | Created Date | Approved by | Approved Date | Bank Account | Ach Rec Payee | Ach Rec Payee Category | Antifraud Tree Type | CFDA Number | CFDA Description | Federal Award ID # (FAIN) | Budget Date | Match ID | Match Type | Transaction Match Date | Matching Rec ID |
|---|---|---

| Journal | Journal | Journal Sequence Number | Operational Transaction | Operational Transaction Not Allowed | Status | Posted Web Service | Source | Income type | Book Code | Operational Transaction Date | Accounting Date | Fiscal Year | Fiscal Period | Ledger Account | Amount | DR/CR | Spend Category | Pay Component | Revenue Category | Posting Rule Describe | Fund | Business Unit | Department | Division | Program Group | Cost Center | Grant | Miscellaneous Other Costing Structure | Project | Project Phase | Project Task | Project Plan Task | Intrga Project ID | Intrga Building ID | Location | Header Memo | Line Memo | Supplier ID | Supplier Name | Supplier Contract | Purchase Orders | Supplier Invoice Payment Date | Collectly Specific Services | Customer ID | Customer Name | Sponsor ID | Sponsor Name | Created by | Created Date | Approved by | Approved Date | Bank Account | Ach Rec Payee | Ach Rec Payee Category | Antdtional Tree Type | CFDA Number | CFDA Description | Federal Award ID # (FAIN) | Budget Date | Match ID | Match Type | Transaction Match Date | Matching Rec-ID |
|---|---|---

| Journal | Journal | Journal Sequence Number | Operational Transaction | Operational Transaction Not Journal | Status | From Web Service | Source | Invoice Type | Book Code | Operational Transaction Date | Accounting Date | Fiscal Year | Fiscal Period | Ledger Account | Amount | DR/CR | Spend Category | Pay Component | Revenue Category | Posting Rule Describe | Fund | Business Unit | Department | Division | Program Group | Cost Center | Grant | Miscellaneous Other Existing Structure | Project | Project Phase | Project Task | Project Plan Task | Tringa Project ID | Tringa Building ID | Location | Header Memo | Line Memo | Supplier ID | Supplier Name | Supplier Contract | Purchase Orders | Supplier Invoice Payment Date | Culturally Specific Services | Customer ID | Customer Name | Sponsor ID | Sponsor Name | Created by | Created Date | Approved by | Approved Date | Bank Account | Ad Hoc Payee | Ad Hoc Payee Category | Antdimtl Tree Type | CFDA Number | CFDA Description | Federal Award ID # (FAIN) | Budget Date | Match ID | Match Type | Transaction Match Date | Matching Rec ID |
|---|---|---

| Journal | Journal Sequence Number | Journal | Operational Transaction | Operational Transaction Sub-Journal | Status | From Web Service | Source | Income type | Book Code | Operational Transaction Date | Accounting Date | Fiscal Year | Fiscal Period | Ledger Account | Amount | DR/CR | Spend Category | Pay Component | Posting Rule Description | Revenue Category | Fund | Business Unit | Department | Division | Program Group | Cost Center | Grant | Miscellaneous Other Funding Information | Project | Project Phase | Project Task | Project Plan Task | Tringa Project ID | Tringa Building ID | Location | Header Memo | Line Memo | Supplier ID | Supplier Name | Supplier Contract | Purchase Orders | Supplier Invoice Payment Date | Collectly Specific Services | Customer ID | Customer Name | Sponsor ID | Sponsor Name | Created by | Created Date | Approved by | Approved Date | Bank Account | Ach Rec Payee | Ach Rec Payee Category | Antdrivant Tree Type | CFDA Number | CFDA Description | Federal Award ID # (FAIN) | Budget Date | Match ID | Match Type | Transaction Match Date | Matching Rec-ID |
|---|---|---

Journal	Journal	Journal	Journal Sequence Number	Operational Transaction	Operational Transaction Not Allowed	Status	From Web Service	Source	Income type	Book Code	Operational Transaction Date	Accounting Date	Fiscal Year	Fiscal Period	Ledger Account	Amount	DR/CR	Spend Category	Pay Component	Revenue Category	Posting Rule Overrides	Fund	Business Unit	Department	Division	Program Group	Cost Center	Grant	Miscellaneous Other Existing Structure	Project	Project Phase	Project Task	Project Plan Task	Tringa Project ID	Tringa Building ID	Location	Header Memo	Line Memo	Supplier ID	Supplier Name	Supplier Contract	Purchase Orders	Supplier Invoice Payment Date	Culturally Specific Services	Customer ID	Customer Name	Sponsor ID	Sponsor Name	Created by	Created Date	Approved by	Approved Date	Bank Account	Ad Hoc Payer	Ad Hoc Payee Category	Attributed Tree Type	CFDA Number	CFDA Description	Federal Award ID # (FAIN)	Budget Date	Match ID	Match Type	Transaction Match Date	Matching Rec ID
JRNL-20250916-1000-Multnomah County-10/01/2021 - Ineed Period 10 period costs from 07/01 to actuals	JRNL-20250916-1000-Multnomah County-10/01/2021 - Ineed Period 10 period costs from 07/01 to actuals	JRNL-FY22-0007962				Posted	Yes	Manual Journal - Correcting Entry			12/1/2021	12/1/2021	2022	06	60540-Dues & Subscriptions	(100.00)	CR	00000000 - Conversion Only - Expenditures				31000-Health Department - FQHC Fund	3130-Federally Qualified Health Clinics (FQHC)	40-Health Department	40-00-HCP-DHC Integrated Clinical Services	40-800-HCP-DHC Student Health Centers	414000-HC-FQHC SHC Madison																																												
JRNL-20250916-1000-Multnomah County-10/01/2021 - Ineed Period 10 period costs from 07/01 to actuals	JRNL-20250916-1000-Multnomah County-10/01/2021 - Ineed Period 10 period costs from 07/01 to actuals	JRNL-FY22-0007962				Posted	Yes	Manual Journal - Correcting Entry			12/1/2021	12/1/2021	2022	06	60630-Internal Service Facilities Service Requests	169.21	DR	6860000 - Other Internal Services (Internal Service Other)				31000-Health Department - FQHC Fund	3130-Federally Qualified Health Clinics (FQHC)	40-Health Department	40-00-HCP-DHC Integrated Clinical Services	40-800-HCP-DHC Student Health Centers	414000-HC-FQHC SHC Madison																																											
JRNL-20250916-1000-Multnomah County-10/01/2021 - Ineed Period 10 period costs from 07/01 to actuals	JRNL-20250916-1000-Multnomah County-10/01/2021 - Ineed Period 10 period costs from 07/01 to actuals	JRNL-FY22-0007962				Posted	Yes	Manual Journal - Correcting Entry			12/1/2021	12/1/2021	2022	06	60000-Permanent	121.06	DR	0000000 - Conversion Only - Expenditures				31000-Health Department - FQHC Fund	3130-Federally Qualified Health Clinics (FQHC)	40-Health Department	40-00-HCP-DHC Integrated Clinical Services	40-800-HCP-DHC Student Health Centers	414000-HC-FQHC SHC David Douglas																																											
JRNL-20250916-1000-Multnomah County-10/01/2021 - Ineed Period 10 period costs from 07/01 to actuals	JRNL-20250916-1000-Multnomah County-10/01/2021 - Ineed Period 10 period costs from 07/01 to actuals	JRNL-FY22-0007962				Posted	Yes	Manual Journal - Correcting Entry			12/1/2021	12/1/2021	2022	06	60130-Salary Related	39.04	DR	0000000 - Conversion Only - Expenditures				31000-Health Department - FQHC Fund	3130-Federally Qualified Health Clinics (FQHC)	40-Health Department	40-00-HCP-DHC Integrated Clinical Services	40-800-HCP-DHC Student Health Centers	414000-HC-FQHC SHC David Douglas																																											
JRNL-20250916-1000-Multnomah County-10/01/2021 - Ineed Period 10 period costs from 07/01 to actuals	JRNL-20250916-1000-Multnomah County-10/01/2021 - Ineed Period 10 period costs from 07/01 to actuals	JRNL-FY22-0007962				Posted	Yes	Manual Journal - Correcting Entry			12/1/2021	12/1/2021	2022	06	60140-Insurance Benefits	7.99	DR	0000000 - Conversion Only - Expenditures				31000-Health Department - FQHC Fund	3130-Federally Qualified Health Clinics (FQHC)	40-Health Department	40-00-HCP-DHC Integrated Clinical Services	40-800-HCP-DHC Student Health Centers	414000-HC-FQHC SHC David Douglas																																											
JRNL-20250916-1000-Multnomah County-10/01/2021 - Ineed Period 10 period costs from 07/01 to actuals	JRNL-20250916-1000-Multnomah County-10/01/2021 - Ineed Period 10 period costs from 07/01 to actuals	JRNL-FY22-0007962				Posted	Yes	Manual Journal - Correcting Entry			12/1/2021	12/1/2021	2022	06	60540-Dues & Subscriptions	(100.00)	CR	00000000 - Conversion Only - Expenditures				31000-Health Department - FQHC Fund	3130-Federally Qualified Health Clinics (FQHC)	40-Health Department	40-00-HCP-DHC Integrated Clinical Services	40-800-HCP-DHC Student Health Centers	414000-HC-FQHC SHC David Douglas																																											
JRNL-20250916-1000-Multnomah County-10/01/2021 - Ineed Period 10 period costs from 07/01 to actuals	JRNL-20250916-1000-Multnomah County-10/01/2021 - Ineed Period 10 period costs from 07/01 to actuals	JRNL-FY22-0007962				Posted	Yes	Manual Journal - Correcting Entry			12/1/2021	12/1/2021	2022	06	60630-Internal Service Facilities Service Requests	1,163.00	DR	6860000 - Other Internal Services (Internal Service Other)				31000-Health Department - FQHC Fund	3130-Federally Qualified Health Clinics (FQHC)	40-Health Department	40-00-HCP-DHC Integrated Clinical Services	40-800-HCP-DHC Student Health Centers	414000-HC-FQHC SHC David Douglas																																											
JRNL-20250916-1000-Multnomah County-10/01/2021 - Ineed Period 10 period costs from 07/01 to actuals	JRNL-20250916-1000-Multnomah County-10/01/2021 - Ineed Period 10 period costs from 07/01 to actuals	JRNL-FY22-0007962				Posted	Yes	Manual Journal - Correcting Entry			12/1/2021	12/1/2021	2022	06	60540-Dues & Subscriptions	(100.00)	CR	00000000 - Conversion Only - Expenditures				31000-Health Department - FQHC Fund	3130-Federally Qualified Health Clinics (FQHC)	40-Health Department	40-00-HCP-DHC Integrated Clinical Services	40-800-HCP-DHC Student Health Centers	414000-HC-FQHC SHC Parkrose																																											
JRNL-20250916-1000-Multnomah County-10/01/2021 - Ineed Period 10 period costs from 07/01 to actuals	JRNL-20250916-1000-Multnomah County-10/01/2021 - Ineed Period 10 period costs from 07/01 to actuals	JRNL-FY22-0007962				Posted	Yes	Manual Journal - Correcting Entry			12/1/2021	12/1/2021	2022	06	60240-Internal Service Other	609.00	DR	6860000 - Other Internal Services (Internal Service Other)				31000-Health Department - FQHC Fund	3130-Federally Qualified Health Clinics (FQHC)	40-Health Department	40-00-HCP-DHC Integrated Clinical Services	40-800-HCP-DHC Student Health Centers	414000-HC-FQHC SHC Administration																																											
JRNL-20250916-1000-Multnomah County-10/01/2021 - Ineed Period 10 period costs from 07/01 to actuals	JRNL-20250916-1000-Multnomah County-10/01/2021 - Ineed Period 10 period costs from 07/01 to actuals	JRNL-FY22-0007962				Posted	Yes	Manual Journal - Correcting Entry			12/1/2021	12/1/2021	2022	06	60510-Pharmaceuticals	107.10	DR	0000000 - Conversion Only - Expenditures				31000-Health Department - FQHC Fund	3130-Federally Qualified Health Clinics (FQHC)	40-Health Department	40-00-HCP-DHC Integrated Clinical Services	40-800-HCP-DHC Student Health Centers	414000-HC-FQHC SHC Roosevelt																																											
JRNL-20250916-1000-Multnomah County-10/01/2021 - Ineed Period 10 period costs from 07/01 to actuals	JRNL-20250916-1000-Multnomah County-10/01/2021 - Ineed Period 10 period costs from 07/01 to actuals	JRNL-FY22-0007962				Posted	Yes	Manual Journal - Correcting Entry			12/1/2021	12/1/2021	2022	06	60540-Dues & Subscriptions	(100.00)	CR	00000000 - Conversion Only - Expenditures				31000-Health Department - FQHC Fund	3130-Federally Qualified Health Clinics (FQHC)	40-Health Department	40-00-HCP-DHC Integrated Clinical Services	40-800-HCP-DHC Student Health Centers	414000-HC-FQHC SHC Roosevelt																																											
JRNL-20250916-1000-Multnomah County-10/01/2021 - Ineed Period 10 period costs from 07/01 to actuals	JRNL-20250916-1000-Multnomah County-10/01/2021 - Ineed Period 10 period costs from 07/01 to actuals	JRNL-FY22-0007962				Posted	Yes	Manual Journal - Correcting Entry			12/1/2021	12/1/2021	2022	06	60630-Internal Service Facilities Service Requests	1.64	DR	6860000 - Other Internal Services (Internal Service Other)				31000-Health Department - FQHC Fund	3130-Federally Qualified Health Clinics (FQHC)	40-Health Department	40-00-HCP-DHC Integrated Clinical Services	40-800-HCP-DHC Student Health Centers	414000-HC-FQHC SHC Roosevelt																																											
JRNL-20250916-1000-Multnomah County-10/01/2021 - Ineed Period 10 period costs from 07/01 to actuals	JRNL-20250916-1000-Multnomah County-10/01/2021 - Ineed Period 10 period costs from 07/01 to actuals	JRNL-FY22-0007962				Posted	Yes	Manual Journal - Correcting Entry			12/1/2021	12/1/2021	2022	06	60540-Dues & Subscriptions	(100.00)	CR	00000000 - Conversion Only - Expenditures				31000-Health Department - FQHC Fund	3130-Federally Qualified Health Clinics (FQHC)	40-Health Department	40-00-HCP-DHC Integrated Clinical Services	40-800-HCP-DHC Student Health Centers	414000-HC-FQHC SHC Cleveland																																											
JRNL-20250916-1000-Multnomah County-10/01/2021 - Ineed Period 10 period costs from 07/01 to actuals	JRNL-20250916-1000-Multnomah County-10/01/2021 - Ineed Period 10 period costs from 07/01 to actuals	JRNL-FY22-0007962				Posted	Yes	Manual Journal - Correcting Entry			12/1/2021	12/1/2021	2022	06	60630-Internal Service Facilities Service Requests	0.66	DR	6860000 - Other Internal Services (Internal Service Other)				31000-Health Department - FQHC Fund	3130-Federally Qualified Health Clinics (FQHC)	40-Health Department	40-00-HCP-DHC Integrated Clinical Services	40-800-HCP-DHC Student Health Centers	414000-HC-FQHC SHC Cleveland																																											
JRNL-20250916-1000-Multnomah County-10/01/2021 - Ineed Period 10 period costs from 07/01 to actuals	JRNL-20250916-1000-Multnomah County-10/01/2021 - Ineed Period 10 period costs from 07/01 to actuals	JRNL-FY22-0007962				Posted	Yes	Manual Journal - Correcting Entry			12/1/2021	12/1/2021	2022	06	60510-Pharmaceuticals	171.04	DR	0000000 - Conversion Only - Expenditures				31000-Health Department - FQHC Fund	3130-Federally Qualified Health Clinics (FQHC)	40-Health Department	40-00-HCP-DHC Integrated Clinical Services	40-870-HCP-DHC Student Health Centers	414070-HC-FQHC SHC Franklin																																											
JRNL-20250916-1000-Multnomah County-10/01/2021 - Ineed Period 10 period costs from 07/01 to actuals	JRNL-20250916-1000-Multnomah County-10/01/2021 - Ineed Period 10 period costs from 07/01 to actuals	JRNL-FY22-0007962				Posted	Yes	Manual Journal - Correcting Entry			12/1/2021	12/1/2021	2022	06	60540-Dues & Subscriptions	(100.00)	CR	00000000 - Conversion Only - Expenditures				31000-Health Department - FQHC Fund	3130-Federally Qualified Health Clinics (FQHC)	40-Health Department	40-00-HCP-DHC Integrated Clinical Services	40-870-HCP-DHC Student Health Centers	414070-HC-FQHC SHC Franklin																																											
JRNL-20250916-1000-Multnomah County-10/01/2021 - Ineed Period 10 period costs from 07/01 to actuals	JRNL-20250916-1000-Multnomah County-10/01/2021 - Ineed Period 10 period costs from 07/01 to actuals	JRNL-FY22-0007962				Posted	Yes	Manual Journal - Correcting Entry			12/1/2021	12/1/2021	2022	06	60630-Internal Service Facilities Service Requests	8.02	DR	6860000 - Other Internal Services (Internal Service Other)				31000-Health Department - FQHC Fund	3130-Federally Qualified Health Clinics (FQHC)	40-Health Department	40-00-HCP-DHC Integrated Clinical Services	40-870-HCP-DHC Student Health Centers	414070-HC-FQHC SHC Franklin																																											
JRNL-20250916-1000-Multnomah County-10/01/2021 - Ineed Period 10 period costs from 07/01 to actuals	JRNL-20250916-1000-Multnomah County-10/01/2021 - Ineed Period 10 period costs from 07/01 to actuals	JRNL-FY22-0007962				Posted	Yes	Manual Journal - Correcting Entry			12/1/2021	12/1/2021	2022	06	60540-Dues & Subscriptions	(100.00)	CR	00000000 - Conversion Only - Expenditures				31000-Health Department - FQHC Fund	3130-Federally Qualified Health Clinics (FQHC)	40-Health Department	40-00-HCP-DHC Integrated Clinical Services	40-800-HCP-DHC Student Health Centers	414000-HC-FQHC SHC Centennial																																											
JRNL-20250916-1000-Multnomah County-10/01/2021 - Ineed Period 10 period costs from 07/01 to actuals	JRNL-20250916-1000-Multnomah County-10/01/2021 - Ineed Period 10 period costs from 07/01 to actuals	JRNL-FY22-0007962				Posted	Yes	Manual Journal - Correcting Entry			12/1/2021	12/1/2021	2022	06	60630-Internal Service Facilities Service Requests	3.19	DR	6860000 - Other Internal Services (Internal Service Other)				31000-Health Department - FQHC Fund	3130-Federally Qualified Health Clinics (FQHC)	40-Health Department	40-00-HCP-DHC Integrated Clinical Services	40-800-HCP-DHC Student Health Centers	414000-HC-FQHC SHC Centennial																																											
JRNL-20250916-1000-Multnomah County-10/01/2021 - Ineed Period 10 period costs from 07/01 to actuals	JRNL-20250916-1000-Multnomah County-10/01/2021 - Ineed Period 10 period costs from 07/01 to actuals	JRNL-FY22-0007962				Posted	Yes	Manual Journal - Correcting Entry			12/1/2021	12/1/2021	2022	06	60000-Permanent	39.25	DR	0000000 - Conversion Only - Expenditures				31000-Health Department - FQHC Fund	3130-Federally Qualified Health Clinics (FQHC)	40-Health Department	40-00-HCP-DHC Integrated Clinical Services	40-800-HCP-DHC Student Health Centers	414000-HC-FQHC SHC Reynolds																																											
JRNL-20250916-1000-Multnomah County-10/01/2021 - Ineed Period 10 period costs from 07/01 to actuals	JRNL-20250916-1000-Multnomah County-10/01/2021 - Ineed Period 10 period costs from 07/01 to actuals	JRNL-FY22-0007962				Posted	Yes	Manual Journal - Correcting Entry			12/1/2021	12/1/2021	2022	06	60000-Premium	1.75	DR	0000000 - Conversion Only - Expenditures				31000-Health Department - FQHC Fund	3130-Federally Qualified Health Clinics (FQHC)	40-Health Department	40-00-HCP-DHC Integrated Clinical Services	40-800-HCP-DHC Student Health Centers	414000-HC-FQHC SHC Reynolds																																											
JRNL-20250916-1000-Multnomah County-10/01/2021 - Ineed Period 10 period costs from 07/01 to actuals	JRNL-20250916-1000-Multnomah County-10/01/2021 - Ineed Period 10 period costs from 07/01 to actuals	JRNL-FY22-0007962				Posted	Yes	Manual Journal - Correcting Entry			12/1/2021	12/1/2021	2022	06	60130-Salary Related	10.90	DR	0000000 - Conversion Only - Expenditures				31000-Health Department - FQHC Fund	3130-Federally Qualified Health Clinics (FQHC)	40-Health Department	40-00-HCP-DHC Integrated Clinical Services	40-800-HCP-DHC Student Health Centers	414000-HC-FQHC SHC Reynolds																																											
JRNL-20250916-1000-Multnomah County-10/01/2021 - Ineed Period 10 period costs from 07/01 to actuals	JRNL-20250916-1000-Multnomah County-10/01/2021 - Ineed Period 10 period costs from 07/01 to actuals	JRNL-FY22-0007962				Posted	Yes	Manual Journal - Correcting Entry			12/1/2021	12/1/2021	2022	06	60140-Insurance Benefits	3.48	DR	0000000 - Conversion Only - Expenditures				31000-Health Department - FQHC Fund	3130-Federally Qualified Health Clinics (FQHC)	40-Health Department	40-00-HCP-DHC Integrated Clinical Services	40-800-HCP-DHC Student Health Centers	414000-HC-FQHC SHC Reynolds																																											
JRNL-20250916-1000-Multnomah County-10/01/2021 - Ineed Period 10 period costs from 07/01 to actuals	JRNL-20250916-1000-Multnomah County-10/01/2021 - Ineed Period 10 period costs from 07/01 to actuals	JRNL-FY22-0007962				Posted	Yes	Manual Journal - Correcting Entry			12/1/2021	12/1/2021	2022	06	60540-Dues & Subscriptions	(100.00)	CR	00000000 - Conversion Only - Expenditures				31000-Health Department - FQHC Fund	3130-Federally Qualified Health Clinics (FQHC)	40-Health Department	40-00-HCP-DHC Integrated Clinical Services	40-800-HCP-DHC Student Health Centers	414000-HC-FQHC SHC Reynolds																																											
JRNL-20250916-1000-Multnomah County-10/01/2021 - Ineed Period 10 period costs from 07/01 to actuals	JRNL-20250916-1000-Multnomah County-10/01/2021 - Ineed Period 10 period costs from 07/01 to actuals	JRNL-FY22-0007962				Posted	Yes	Manual Journal - Correcting Entry			12/1/2021	12/1/2021	2022	06	60630-Internal Service Facilities Service Requests	11.03	DR	6860000 - Other Internal Services (Internal Service Other)				31000-Health Department - FQHC Fund	3130-Federally Qualified Health Clinics (FQHC)	40-Health Department	40-00-HCP-DHC Integrated Clinical Services	40-800-HCP-DHC Student Health Centers	414000-HC-FQHC SHC Reynolds																																											
JRNL-20250916-1000-Multnomah County-10/01/2021 - Ineed Period 10 period costs from 07/01 to actuals	JRNL-20250916-1000-Multnomah County-10/01/2021 - Ineed Period 10 period costs from 07/01 to actuals	JRNL-FY22-0007962				Posted	Yes	Manual Journal - Correcting Entry			12/1/2021	12/1/2021	2022	06	60001-Internal Service Distribution	0.66	DR	6860000 - Other Internal Services (Internal Service Other)				31000-Health Department - FQHC Fund	3130-Federally Qualified Health Clinics (FQHC)	40-Health Department	40-00-HCP-DHC Integrated Clinical Services	40-800-HCP-DHC Student Health Centers	414000-HC-FQHC SHC Reynolds																																											
JRNL-20250916-1000-Multnomah County-10/01/2021 - Ineed Period 10 period costs from 07/01 to actuals	JRNL-20250916-1000-Multnomah County-10/01/2021 - Ineed Period 10 period costs from 07/01 to actuals	JRNL-FY22-0007962				Posted	Yes	Manual Journal - Correcting Entry			12/1/2021	12/1/2021	2022	06	60000-Permanent	279.45	DR	0000000 - Conversion Only - Expenditures				31000-Health Department - FQHC Fund	3130-Federally Qualified Health Clinics (FQHC)	40-Health Department	40-00-HCP-DHC Integrated Clinical Services	40-820-HCP-DHC Dental Administration	415001-HC-FQHC Dental Administration																																											
JRNL-20250916-1000-Multnomah County-10/01/2021 - Ineed Period 10 period costs from 07/01 to actuals	JRNL-20250916-1000-Multnomah County-10/01/2021 - Ineed Period 10 period costs from 07/01 to actuals	JRNL-FY22-0007962				Posted	Yes	Manual Journal - Correcting Entry			12/1/2021	12/1/2021	2022	06	60130-Salary Related	81.07	DR	0000000 - Conversion Only - Expenditures				31000-Health Department - FQHC Fund	3130-Federally Qualified Health Clinics (FQHC)	40-Health Department	40-00-HCP-DHC Integrated Clinical Services	40-820-HCP-DHC Dental Administration	415001-HC-FQHC Dental Administration																																											
JRNL-20250916-1000-Multnomah County-10/01/2021 - Ineed Period 10 period costs from 07/01 to actuals	JRNL-20250916-1000-Multnomah County-10/01/2021 - Ineed Period 10 period costs from 07/01 to actuals	JRNL-FY22-0007962				Posted	Yes	Manual Journal - Correcting Entry			12/1/2021	12/1/2021	2022	06	60140-Insurance Benefits	18.24	DR	0000000 - Conversion Only - Expenditures				31000-Health Department - FQHC Fund	3130-Federally Qualified Health Clinics (FQHC)	40-Health Department	40-00-HCP-DHC Integrated Clinical Services	40-820-HCP-DHC Dental Administration	415001-HC-FQHC Dental Administration																																											
JRNL-20250916-1000-Multnomah County-10/01/2021 - Ineed Period 10 period costs from 07/01 to actuals	JRNL-20250916-1000-Multnomah County-10/01/2021 - Ineed Period 10 period costs from 07/01 to actuals	JRNL-FY22-0007962				Posted	Yes	Manual Journal - Correcting Entry			12/1/2021	12/1/2021	2022	06	60630-Internal Service Facilities Service Requests	48.94	DR	6860000 - Other Internal Services (Internal Service Other)				31000-Health Department - FQHC Fund	3130-Federally Qualified Health Clinics (FQHC)	40-Health Department	40-00-HCP-DHC Integrated Clinical Services	40-820-HCP-DHC Dental Health Centers	415160-HC-FQHC Dental Behavioral Community Oral Health																																											
JRNL-20250916-1000-Multnomah County-10/01/2021 - Ineed Period 10 period costs from 07/01 to actuals	JRNL-20250916-1000-Multnomah County-10/01/2021 - Ineed Period 10 period costs from 07/01 to actuals	JRNL-FY22-0007962				Posted	Yes	Manual Journal - Correcting Entry			12/1/2021	12/1/2021	2022	06	60630-Internal Service Facilities Service Requests	3.18	DR	6860000 - Other Internal Services (Internal Service Other)				31000-Health Department - FQHC Fund	3130-Federally Qualified Health Clinics (FQHC)	40-Health Department	40-00-HCP-DHC Integrated Clinical Services	40-820-HCP-DHC Dental Health Centers	414900-HC-FQHC Dental Mid-Willamette Clinic																																											
JRNL-20250916-1000-Multnomah County-10/01/2021 - Ineed Period 10 period costs from 07/01 to actuals	JRNL-20250916-1000-Multnomah County-10/01/2021 - Ineed Period 10 period costs from 07/01 to actuals	JRNL-FY22-0007962				Posted	Yes	Manual Journal - Correcting Entry			12/1/2021	12/1/2021	2022	06	60000-Permanent	8,989.23	DR	0000000 - Conversion Only - Expenditures				31000-Health Department - FQHC Fund	3130-Federally Qualified Health Clinics (FQHC)	40-Health Department	40-00-HCP-DHC Integrated Clinical Services	40-820-HCP-DHC Dental Administration	415000-HC-FQHC Dental Administration																																											
JRNL-20250916-1000-Multnomah County-10/01/2021 - Ineed Period 10 period costs from 07/01 to actuals	JRNL-20250916-1000-Multnomah County-10/01/2021 - Ineed Period 10 period costs from 07/01 to actuals	JRNL-FY22-0007962				Posted	Yes	Manual Journal - Correcting Entry			12/1/2021	12/1/2021	2022	06	60130-Salary Related	2,861.63	DR	0000000 - Conversion Only - Expenditures				31000-Health Department - FQHC Fund	3130-Federally Qualified Health Clinics (FQHC)	40-Health Department	40-00-HCP-DHC Integrated Clinical Services	40-820-HCP-DHC Dental Administration	415000-HC-FQHC Dental Administration																																											
JRNL-20250916-1000-Multnomah County-10/01/2021 - Ineed Period 10 period costs from 07/01 to actuals	JRNL-20250916-1000-Multnomah County-10/01/2021 - Ineed Period 10 period costs from 07/01 to actuals	JRNL-FY22-0007962				Posted	Yes	Manual Journal - Correcting Entry			12/1/2021	12/1/2021	2022	06	60140-Insurance Benefits	862.03	DR	0000000 - Conversion Only - Expenditures				31000-Health Department - FQHC Fund	3130-Federally Qualified Health Clinics (FQHC)	40-Health Department	40-00-HCP-DHC Integrated Clinical Services	40-820-HCP-DHC Dental Administration	415000-HC-FQHC Dental Administration																																											
JRNL-20250916-1000-Multnomah County-10/01/2021 - Ineed Period 10 period costs from 07/01 to actuals	JRNL-20250916-1000-Multnomah County-10/01/2021 - Ineed Period 10 period costs from 07/01 to actuals	JRNL-FY22-0007962				Posted	Yes	Manual Journal - Correcting Entry			12/1/2021	12/1/2021	2022	06	60630-Internal Service Facilities Service Requests	23.65	DR	6860000 - Other Internal Services (Internal Service Other)				31000-Health Department - FQHC Fund	3130-Federally Qualified Health Clinics (FQHC)	40-Health Department	40-00-HCP-DHC Integrated Clinical Services	40-820-HCP-DHC Dental Health Centers	414900-HC-FQHC Dental Mid-Willamette Clinic																																											
JRNL-20250916-1000-Multnomah County-10/01/2021 - Ineed Period 10 period costs from 07/01 to actuals	JRNL-20250916-1000-Multnomah County-10/01/2021 - Ineed Period 10 period costs from 07/01 to actuals	JRNL-FY22-0007962				Posted	Yes	Manual Journal - Correcting Entry			12/1/2021	12/1/2021	2022	06	60001-Internal Service Distribution	13.48	DR	6860000 - Other Internal Services (Internal Service Other)				31000-Health Department - FQHC Fund	3130-Federally Qualified Health Clinics (FQHC)	40-Health Department	40-00-HCP-DHC Integrated Clinical Services	40-820-HCP-DHC Dental Health Centers	414900-HC-FQHC Dental Mid-Willamette Clinic																																											
JRNL-20250916-1000-Multnomah County-10/01/2021 - Ineed Period 10 period costs from 07/01 to actuals	JRNL-20250916-1000-Multnomah County-10/01/2021 - Ineed Period 10 period costs from 07/01 to actuals	JRNL-FY22-0007962				Posted	Yes	Manual Journal - Correcting Entry			12/1/2021	12/1/2021	2022	06	60630-Internal Service Facilities Service Requests	8.34	DR	6860000 - Other Internal Services (Internal Service Other)				31000-Health Department - FQHC Fund	3130-Federally Qualified Health Clinics (FQHC)	40-Health Department	40-00-HCP-DHC Integrated Clinical Services	40-820-HCP-DHC Dental Health Centers	414900-HC-FQHC Dental Mid-Willamette Clinic																																											
JRNL-20250916-1000-Multnomah County-10/01/2021 - Ineed Period 10 period costs from 07/01 to actuals	JRNL-20250916-1000-Multnomah County-10/01/2021 - Ineed Period 10 period costs from 07/01 to actuals	JRNL-FY22-0007962				Posted	Yes	Manual Journal - Correcting Entry			12/1/2021	12/1/2021	2022	06	60000-Permanent	911.60	DR	0000000 - Conversion Only - Expenditures				31000-Health Department - FQHC Fund	3130-Federally Qualified Health Clinics (FQHC)	40-Health Department	40-00-HCP-DHC Integrated Clinical Services	40-820-HCP-DHC Dental Health Centers	415760-HC-FQHC Dental East County Clinic																																											
JRNL-20250916-1000-Multnomah County-10/01/2021 - Ineed Period 10 period costs from 07/01 to actuals	JRNL-20250916-1000-Multnomah County-10/01/2021 - Ineed Period 10 period costs from 07/01 to actuals	JRNL-FY22-0007962				Posted	Yes	Manual Journal - Correcting Entry			12/1/2021	12/1/2021	2022	06	60130-Salary Related	300.67	DR	0000000 - Conversion Only - Expenditures				31000-Health Department - FQHC Fund	3130-Federally Qualified Health Clinics (FQHC)	40-Health Department	40-00-HCP-DHC Integrated Clinical Services	40-820-HCP-DHC Dental Health Centers	415760-HC-FQHC Dental East County Clinic																																											
JRNL-20250916-1000-Multnomah County-10/01/2021 - Ineed Period 10 period costs from 07/01 to actuals	JRNL-20250916-1000-Multnomah County-10/01/2021 - Ineed Period 10 period costs from 07/01 to actuals	JRNL-FY22-0007962				Posted	Yes	Manual Journal - Correcting Entry			12/1/2021	12/1/2021	2022	06	60140-Insurance Benefits	129.11	DR	0000000 - Conversion Only - Expenditures				31000-Health Department - FQHC Fund	3130-Federally Qualified Health Clinics (FQHC)	40-Health Department	40-00-HCP-DHC Integrated Clinical Services	40-820-HCP-DHC Dental Health Centers	415760-HC-FQHC Dental East County Clinic																																											
JRNL-20250916-1000-Multnomah County-10/01/2021 - Ineed Period 10 period costs from 07/01 to actuals	JRNL-20250916-1000-Multnomah County-10/01/2021 - Ineed Period 10 period costs from 07/01 to actuals	JRNL-FY22-0007962				Posted	Yes	Manual Journal - Correcting Entry			12/1/2021	12/1/2021	2022	06	60630-Internal Service Facilities Service Requests	0.07	DR	6860000 - Other Internal Services (Internal Service Other)				31000-Health Department - FQHC Fund	3130-Federally Qualified Health Clinics (FQHC)	40-Health Department	40-00-HCP-DHC Integrated Clinical Services	40-820-HCP-DHC Dental Health Centers	415760-HC-FQHC Dental East County Clinic																																											
JRNL-20250916-1000-Multnomah County-10/01/2021 - Ineed

Journal	Journal	Journal Sequence Number	Operational Transaction	Operational Transaction Non-Journal	Status	From Web Service	Source	Income type	Book Code	Operational Transaction Date	Accounting Date	Fiscal Year	Fiscal Period	Ledger Account	Amount	DR/CR	Spend Category	Pay Component	Revenue Category	Posting Rule Overrides	Fund	Business Unit	Department	Division	Program Group	Cost Center	Grant	Miscellaneous Other Existing Structure	Project	Project Phase	Project Task	Project Plan Task	Tringa Project ID	Tringa Building ID	Location	Header Memo	Line Memo	Supplier ID	Supplier Name	Supplier Contract	Purchase Orders	Supplier Invoice Payment Date	Culturally Specific Services	Customer ID	Customer Name	Sponsor ID	Sponsor Name	Created by	Created Date	Approved by	Approved Date	Bank Account	Ach Rec Payee	Ach Rec Payee Category	Amdt/Level Time Type	CFDA Number	CFDA Description	Federal Award ID # (FAIN)	Budget Date	Match ID	Match Type	Transaction Match Date	Matching Rec-ID
JRNL-00076918 - 1000 - Multnomah County - 12/01/2021 - Uncst Period - 12/31/2021 - Uncst Period - to 40140	JRNL-00076918 - 1000 - Multnomah County - 12/01/2021 - Uncst Period - 12/31/2021 - Uncst Period - to 40140	JRNL-P1030-0007862			Posted	Yes	Manual Journal - Correcting Entry			12/1/2021	12/1/2021	2022	06	6070-Insurance Benefits	109.68	DR	0000000 - Conversion Only - Expenditures				31000-Health Department - FQHC Fund	3130-Federally Qualified Health Clinics (FQHC)	30-Health Department	45-60-HCP-FQHC Integrated Clinical Services	45-60-HCP-FQHC Primary Care-Administration and Support	277000-HD FQHC Clinical Support and Infrastructure																					Irene Nieto -	12/1/2021 - Mike Rogers -	1/14/2022 - 9:33 -														12/1/2021
JRNL-00076918 - 1000 - Multnomah County - 12/01/2021 - Uncst Period - 12/31/2021 - Uncst Period - to 40140	JRNL-00076918 - 1000 - Multnomah County - 12/01/2021 - Uncst Period - 12/31/2021 - Uncst Period - to 40140	JRNL-P1030-0007862			Posted	Yes	Manual Journal - Correcting Entry			12/1/2021	12/1/2021	2022	06	6060-Internal Service Facilities Service Requests	(2.08)	DR	0000000 - Conversion Only - Expenditures				31000-Health Department - FQHC Fund	3130-Federally Qualified Health Clinics (FQHC)	30-Health Department	45-70-HD-Integrated Clinical Services	45-70-HD-HIV Clinic	453800-"TERM"-HD-HIV Clinic Services																					Irene Nieto -	12/1/2021 - Mike Rogers -	1/14/2022 - 9:33 -														12/1/2021
JRNL-00076918 - 1000 - Multnomah County - 12/01/2021 - Uncst Period - 12/31/2021 - Uncst Period - to 40140	JRNL-00076918 - 1000 - Multnomah County - 12/01/2021 - Uncst Period - 12/31/2021 - Uncst Period - to 40140	JRNL-P1030-0007862			Posted	Yes	Manual Journal - Correcting Entry			12/1/2021	12/1/2021	2022	06	6060-Internal Service Distribution	2,009.32	DR	0000000 - Conversion Only - Expenditures				31000-Health Department - FQHC Fund	3130-Federally Qualified Health Clinics (FQHC)	30-Health Department	45-60-HCP-FQHC Primary Care-Administration and Support	277000-HD FQHC Clinical Support and Infrastructure																				Irene Nieto -	12/1/2021 - Mike Rogers -	1/14/2022 - 9:33 -														12/1/2021
JRNL-00076918 - 1000 - Multnomah County - 12/01/2021 - Uncst Period - 12/31/2021 - Uncst Period - to 40140	JRNL-00076918 - 1000 - Multnomah County - 12/01/2021 - Uncst Period - 12/31/2021 - Uncst Period - to 40140	JRNL-P1030-0007862			Posted	Yes	Manual Journal - Correcting Entry			12/1/2021	12/1/2021	2022	06	6060-Permanent	423.04	DR	0000000 - Conversion Only - Expenditures				31000-Health Department - FQHC Fund	3130-Federally Qualified Health Clinics (FQHC)	30-Health Department	45-60-HCP-FQHC Integrated Clinical Services	45-60-HCP-FQHC ICB Administration	277000-HD FQHC ICB Support and Infrastructure																			Irene Nieto -	12/1/2021 - Mike Rogers -	1/14/2022 - 9:33 -														12/1/2021
JRNL-00076918 - 1000 - Multnomah County - 12/01/2021 - Uncst Period - 12/31/2021 - Uncst Period - to 40140	JRNL-00076918 - 1000 - Multnomah County - 12/01/2021 - Uncst Period - 12/31/2021 - Uncst Period - to 40140	JRNL-P1030-0007862			Posted	Yes	Manual Journal - Correcting Entry			12/1/2021	12/1/2021	2022	06	6070-Temporary	755.44	DR	0000000 - Conversion Only - Expenditures				31000-Health Department - FQHC Fund	3130-Federally Qualified Health Clinics (FQHC)	30-Health Department	45-60-HCP-FQHC Integrated Clinical Services	45-60-HCP-FQHC ICB Administration	277000-HD FQHC ICB Support and Infrastructure																			Irene Nieto -	12/1/2021 - Mike Rogers -	1/14/2022 - 9:33 -														12/1/2021
JRNL-00076918 - 1000 - Multnomah County - 12/01/2021 - Uncst Period - 12/31/2021 - Uncst Period - to 40140	JRNL-00076918 - 1000 - Multnomah County - 12/01/2021 - Uncst Period - 12/31/2021 - Uncst Period - to 40140	JRNL-P1030-0007862			Posted	Yes	Manual Journal - Correcting Entry			12/1/2021	12/1/2021	2022	06	6030-Medical & Dental Supplies	(560.64)	CR	0000000 - Conversion Only - Expenditures				51000-General Fund	3030-Health Services	30-Health Department	45-70-HD-Integrated Clinical Services	45-70-HD-Student Health Centers	454000-"TERM"-HD SHC Administration																			Irene Nieto -	12/1/2021 - Mike Rogers -	1/14/2022 - 9:33 -														12/1/2021
JRNL-00076918 - 1000 - Multnomah County - 12/01/2021 - Uncst Period - 12/31/2021 - Uncst Period - to 40140	JRNL-00076918 - 1000 - Multnomah County - 12/01/2021 - Uncst Period - 12/31/2021 - Uncst Period - to 40140	JRNL-P1030-0007862			Posted	Yes	Manual Journal - Correcting Entry			12/1/2021	12/1/2021	2022	06	6070-Overtime	7.07	DR	0000000 - Conversion Only - Expenditures				31000-Health Department - FQHC Fund	3130-Federally Qualified Health Clinics (FQHC)	30-Health Department	45-60-HCP-FQHC Integrated Clinical Services	45-60-HCP-FQHC ICB Administration	277000-HD FQHC ICB Support and Infrastructure																			Irene Nieto -	12/1/2021 - Mike Rogers -	1/14/2022 - 9:33 -														12/1/2021
JRNL-00076918 - 1000 - Multnomah County - 12/01/2021 - Uncst Period - 12/31/2021 - Uncst Period - to 40140	JRNL-00076918 - 1000 - Multnomah County - 12/01/2021 - Uncst Period - 12/31/2021 - Uncst Period - to 40140	JRNL-P1030-0007862			Posted	Yes	Manual Journal - Correcting Entry			12/1/2021	12/1/2021	2022	06	6070-Telecommunications	249.73	DR	0000000 - Conversion Only - Expenditures				51000-General Fund	3030-Health Services	30-Health Department	45-70-HD-Integrated Clinical Services	45-70-HD-Student Health Centers	454000-"TERM"-HD SHC Administration																			Irene Nieto -	12/1/2021 - Mike Rogers -	1/14/2022 - 9:33 -														12/1/2021
JRNL-00076918 - 1000 - Multnomah County - 12/01/2021 - Uncst Period - 12/31/2021 - Uncst Period - to 40140	JRNL-00076918 - 1000 - Multnomah County - 12/01/2021 - Uncst Period - 12/31/2021 - Uncst Period - to 40140	JRNL-P1030-0007862			Posted	Yes	Manual Journal - Correcting Entry			12/1/2021	12/1/2021	2022	06	6070-Salary Related	164.13	DR	0000000 - Conversion Only - Expenditures				31000-Health Department - FQHC Fund	3130-Federally Qualified Health Clinics (FQHC)	30-Health Department	45-60-HCP-FQHC Integrated Clinical Services	45-60-HCP-FQHC ICB Administration	277000-HD FQHC ICB Support and Infrastructure																			Irene Nieto -	12/1/2021 - Mike Rogers -	1/14/2022 - 9:33 -														12/1/2021
JRNL-00076918 - 1000 - Multnomah County - 12/01/2021 - Uncst Period - 12/31/2021 - Uncst Period - to 40140	JRNL-00076918 - 1000 - Multnomah County - 12/01/2021 - Uncst Period - 12/31/2021 - Uncst Period - to 40140	JRNL-P1030-0007862			Posted	Yes	Manual Journal - Correcting Entry			12/1/2021	12/1/2021	2022	06	6070-Non-Base Fringe	(129.17)	CR	0000000 - Conversion Only - Expenditures				31000-Health Department - FQHC Fund	3130-Federally Qualified Health Clinics (FQHC)	30-Health Department	45-60-HCP-FQHC Integrated Clinical Services	45-60-HCP-FQHC ICB Administration	277000-HD FQHC ICB Support and Infrastructure																			Irene Nieto -	12/1/2021 - Mike Rogers -	1/14/2022 - 9:33 -														12/1/2021
JRNL-00076918 - 1000 - Multnomah County - 12/01/2021 - Uncst Period - 12/31/2021 - Uncst Period - to 40140	JRNL-00076918 - 1000 - Multnomah County - 12/01/2021 - Uncst Period - 12/31/2021 - Uncst Period - to 40140	JRNL-P1030-0007862			Posted	Yes	Manual Journal - Correcting Entry			12/1/2021	12/1/2021	2022	06	6070-Insurance Benefits	41.45	DR	0000000 - Conversion Only - Expenditures				31000-Health Department - FQHC Fund	3130-Federally Qualified Health Clinics (FQHC)	30-Health Department	45-60-HCP-FQHC Integrated Clinical Services	45-60-HCP-FQHC ICB Administration	277000-HD FQHC ICB Support and Infrastructure																			Irene Nieto -	12/1/2021 - Mike Rogers -	1/14/2022 - 9:33 -														12/1/2021
JRNL-00076918 - 1000 - Multnomah County - 12/01/2021 - Uncst Period - 12/31/2021 - Uncst Period - to 40140	JRNL-00076918 - 1000 - Multnomah County - 12/01/2021 - Uncst Period - 12/31/2021 - Uncst Period - to 40140	JRNL-P1030-0007862			Posted	Yes	Manual Journal - Correcting Entry			12/1/2021	12/1/2021	2022	06	6070-Non-Base Insurance	45.42	DR	0000000 - Conversion Only - Expenditures				31000-Health Department - FQHC Fund	3130-Federally Qualified Health Clinics (FQHC)	30-Health Department	45-60-HCP-FQHC Integrated Clinical Services	45-60-HCP-FQHC ICB Administration	277000-HD FQHC ICB Support and Infrastructure																			Irene Nieto -	12/1/2021 - Mike Rogers -	1/14/2022 - 9:33 -														12/1/2021
JRNL-00076918 - 1000 - Multnomah County - 12/01/2021 - Uncst Period - 12/31/2021 - Uncst Period - to 40140	JRNL-00076918 - 1000 - Multnomah County - 12/01/2021 - Uncst Period - 12/31/2021 - Uncst Period - to 40140	JRNL-P1030-0007862			Posted	Yes	Manual Journal - Correcting Entry			12/1/2021	12/1/2021	2022	06	6060-Internal Service Facilities Service Requests	1,165.00	DR	0000000 - Conversion Only - Expenditures				31000-Health Department - FQHC Fund	3130-Federally Qualified Health Clinics (FQHC)	30-Health Department	45-60-HCP-FQHC Integrated Clinical Services	45-60-HCP-FQHC ICB Administration	277000-HD FQHC ICB Support and Infrastructure																			Irene Nieto -	12/1/2021 - Mike Rogers -	1/14/2022 - 9:33 -														12/1/2021
JRNL-00076918 - 1000 - Multnomah County - 12/01/2021 - Uncst Period - 12/31/2021 - Uncst Period - to 40140	JRNL-00076918 - 1000 - Multnomah County - 12/01/2021 - Uncst Period - 12/31/2021 - Uncst Period - to 40140	JRNL-P1030-0007862			Posted	Yes	Manual Journal - Correcting Entry			12/1/2021	12/1/2021	2022	06	6060-Internal Service Facilities Service Requests	283.23	DR	0000000 - Conversion Only - Expenditures				31000-Health Department - FQHC Fund	3130-Federally Qualified Health Clinics (FQHC)	30-Health Department	45-60-HCP-FQHC Integrated Clinical Services	45-60-HCP-FQHC ICB Administration	277000-HD FQHC Health Center Finance																			Irene Nieto -	12/1/2021 - Mike Rogers -	1/14/2022 - 9:33 -														12/1/2021
JRNL-00076918 - 1000 - Multnomah County - 12/01/2021 - Uncst Period - 12/31/2021 - Uncst Period - to 40140	JRNL-00076918 - 1000 - Multnomah County - 12/01/2021 - Uncst Period - 12/31/2021 - Uncst Period - to 40140	JRNL-P1030-0007862			Posted	Yes	Manual Journal - Correcting Entry			12/1/2021	12/1/2021	2022	06	6060-Internal Service Data Processing	(11.01)	CR	0000000 - Conversion Only - Expenditures				51000-General Fund	3030-Health Services	30-Health Department	45-70-HD-Integrated Clinical Services	45-70-HD-Student Health Centers	454000-"TERM"-HD SHC Administration																			Irene Nieto -	12/1/2021 - Mike Rogers -	1/14/2022 - 9:33 -														12/1/2021
JRNL-00076918 - 1000 - Multnomah County - 12/01/2021 - Uncst Period - 12/31/2021 - Uncst Period - to 40140	JRNL-00076918 - 1000 - Multnomah County - 12/01/2021 - Uncst Period - 12/31/2021 - Uncst Period - to 40140	JRNL-P1030-0007862			Posted	Yes	Manual Journal - Correcting Entry			12/1/2021	12/1/2021	2022	06	6060-Permanent	802.90	DR	0000000 - Conversion Only - Expenditures				31000-Health Department - FQHC Fund	3130-Federally Qualified Health Clinics (FQHC)	30-Health Department	45-60-HCP-FQHC Integrated Clinical Services	45-60-HCP-FQHC Quality and Compliance	277010-HD FQHC Quality Improvement (QI) Services																			Irene Nieto -	12/1/2021 - Mike Rogers -	1/14/2022 - 9:33 -														12/1/2021
JRNL-00076918 - 1000 - Multnomah County - 12/01/2021 - Uncst Period - 12/31/2021 - Uncst Period - to 40140	JRNL-00076918 - 1000 - Multnomah County - 12/01/2021 - Uncst Period - 12/31/2021 - Uncst Period - to 40140	JRNL-P1030-0007862			Posted	Yes	Manual Journal - Correcting Entry			12/1/2021	12/1/2021	2022	06	6060-Internal Service Facilities Service Requests	31.62	DR	0000000 - Conversion Only - Expenditures				51000-General Fund	3030-Health Services	30-Health Department	45-70-HD-Integrated Clinical Services	45-70-HD-Student Health Centers	454000-"TERM"-HD SHC Administration																			Irene Nieto -	12/1/2021 - Mike Rogers -	1/14/2022 - 9:33 -														12/1/2021
JRNL-00076918 - 1000 - Multnomah County - 12/01/2021 - Uncst Period - 12/31/2021 - Uncst Period - to 40140	JRNL-00076918 - 1000 - Multnomah County - 12/01/2021 - Uncst Period - 12/31/2021 - Uncst Period - to 40140	JRNL-P1030-0007862			Posted	Yes	Manual Journal - Correcting Entry			12/1/2021	12/1/2021	2022	06	6070-Overtime	5.26	DR	0000000 - Conversion Only - Expenditures				31000-Health Department - FQHC Fund	3130-Federally Qualified Health Clinics (FQHC)	30-Health Department	45-60-HCP-FQHC Integrated Clinical Services	45-60-HCP-FQHC Quality and Compliance	277010-HD FQHC Quality Improvement (QI) Services																			Irene Nieto -	12/1/2021 - Mike Rogers -	1/14/2022 - 9:33 -														12/1/2021
JRNL-00076918 - 1000 - Multnomah County - 12/01/2021 - Uncst Period - 12/31/2021 - Uncst Period - to 40140	JRNL-00076918 - 1000 - Multnomah County - 12/01/2021 - Uncst Period - 12/31/2021 - Uncst Period - to 40140	JRNL-P1030-0007862			Posted	Yes	Manual Journal - Correcting Entry			12/1/2021	12/1/2021	2022	06	6070-Salary Related	169.74	DR	0000000 - Conversion Only - Expenditures				31000-Health Department - FQHC Fund	3130-Federally Qualified Health Clinics (FQHC)	30-Health Department	45-60-HCP-FQHC Integrated Clinical Services	45-60-HCP-FQHC Quality and Compliance	277010-HD FQHC Quality Improvement (QI) Services																			Irene Nieto -	12/1/2021 - Mike Rogers -	1/14/2022 - 9:33 -														12/1/2021
JRNL-00076918 - 1000 - Multnomah County - 12/01/2021 - Uncst Period - 12/31/2021 - Uncst Period - to 40140	JRNL-00076918 - 1000 - Multnomah County - 12/01/2021 - Uncst Period - 12/31/2021 - Uncst Period - to 40140	JRNL-P1030-0007862			Posted	Yes	Manual Journal - Correcting Entry			12/1/2021	12/1/2021	2022	06	6070-Insurance Benefits	34.45	DR	0000000 - Conversion Only - Expenditures				31000-Health Department - FQHC Fund	3130-Federally Qualified Health Clinics (FQHC)	30-Health Department	45-60-HCP-FQHC Integrated Clinical Services	45-60-HCP-FQHC Quality and Compliance	277010-HD FQHC Quality Improvement (QI) Services																			Irene Nieto -	12/1/2021 - Mike Rogers -	1/14/2022 - 9:33 -														12/1/2021
JRNL-00076918 - 1000 - Multnomah County - 12/01/2021 - Uncst Period - 12/31/2021 - Uncst Period - to 40140	JRNL-00076918 - 1000 - Multnomah County - 12/01/2021 - Uncst Period - 12/31/2021 - Uncst Period - to 40140	JRNL-P1030-0007862			Posted	Yes	Manual Journal - Correcting Entry			12/1/2021	12/1/2021	2022	06	6060-Permanent	349.79	DR	0000000 - Conversion Only - Expenditures				31000-Health Department - FQHC Fund	3130-Federally Qualified Health Clinics (FQHC)	30-Health Department	45-60-HCP-FQHC Integrated Clinical Services	45-60-HCP-FQHC ICB Administration	277000-HD FQHC Medical Director																			Irene Nieto -	12/1/2021 - Mike Rogers -	1/14/2022 - 9:33 -														12/1/2021
JRNL-00076918 - 1000 - Multnomah County - 12/01/2021 - Uncst Period - 12/31/2021 - Uncst Period - to 40140	JRNL-00076918 - 1000 - Multnomah County - 12/01/2021 - Uncst Period - 12/31/2021 - Uncst Period - to 40140	JRNL-P1030-0007862			Posted	Yes	Manual Journal - Correcting Entry			12/1/2021	12/1/2021	2022	06	6060-Internal Service Other	(1,797.05)	CR	0000000 - Conversion Only - Expenditures				51000-General Fund	3030-Health Services	30-Health Department	45-70-HD-Integrated Clinical Services	45-70-HD-Student Health Centers	454000-"TERM"-HD SHC Administration																			Irene Nieto -	12/1/2021 - Mike Rogers -	1/14/2022 - 9:33 -														12/1/2021
JRNL-00076918 - 1000 - Multnomah County - 12/01/2021 - Uncst Period - 12/31/2021 - Uncst Period - to 40140	JRNL-00076918 - 1000 - Multnomah County - 12/01/2021 - Uncst Period - 12/31/2021 - Uncst Period - to 40140	JRNL-P1030-0007862			Posted	Yes	Manual Journal - Correcting Entry			12/1/2021	12/1/2021	2022	06	6070-Salary Related	83.84	DR	0000000 - Conversion Only - Expenditures				31000-Health Department - FQHC Fund	3130-Federally Qualified Health Clinics (FQHC)	30-Health Department	45-60-HCP-FQHC Integrated Clinical Services	45-60-HCP-FQHC ICB Administration	277000-HD FQHC Medical Director																			Irene Nieto -	12/1/2021 - Mike Rogers -	1/14/2022 - 9:33 -														12/1/2021
JRNL-00076918 - 1000 - Multnomah County - 12/01/2021 - Uncst Period - 12/31/2021 - Uncst Period - to 40140	JRNL-00076918 - 1000 - Multnomah County - 12/01/2021 - Uncst Period - 12/31/2021 - Uncst Period - to 40140	JRNL-P1030-0007862			Posted	Yes	Manual Journal - Correcting Entry			12/1/2021	12/1/2021	2022	06	6070-Insurance Benefits	16.08	DR	0000000 - Conversion Only - Expenditures				31000-Health Department - FQHC Fund	3130-Federally Qualified Health Clinics (FQHC)	30-Health Department	45-60-HCP-FQHC Integrated Clinical Services	45-60-HCP-FQHC ICB Administration	277000-HD FQHC Medical Director																			Irene Nieto -	12/1/2021 - Mike Rogers -	1/14/2022 - 9:33 -														12/1/2021
JRNL-00076918 - 1000 - Multnomah County - 12/01/2021 - Uncst Period - 12/31/2021 - Uncst Period - to 40140	JRNL-00076918 - 1000 - Multnomah County - 12/01/2021 - Uncst Period - 12/31/2021 - Uncst Period - to 40140	JRNL-P1030-0007862			Posted	Yes	Manual Journal - Correcting Entry			12/1/2021	12/1/2021	2022	06	6070-Premium	156.62	DR	0000000 - Conversion Only - Expenditures				31000-Health Department - FQHC Fund	3130-Federally Qualified Health Clinics (FQHC)	30-Health Department	45-60-HCP-FQHC Integrated Clinical Services	45-60-HCP-FQHC Center Operations	277000-HD FQHC Central Call Center																			Irene Nieto -	12/1/2021 - Mike Rogers -	1/14/2022 - 9:33 -														12/1/2021
JRNL-00076918 - 1000 - Multnomah County - 12/01/2021 - Uncst Period - 12/31/2021 - Uncst Period - to 40140	JRNL-00076918 - 1000 - Multnomah County - 12/01/2021 - Uncst Period - 12/31/2021 - Uncst Period - to 40140	JRNL-P1030-0007862			Posted	Yes	Manual Journal - Correcting Entry			12/1/2021	12/1/2021	2022	06	6070-Salary Related	40.98	DR	0000000 - Conversion Only - Expenditures				31000-Health Department - FQHC Fund	3130-Federally Qualified Health Clinics (FQHC)	30-Health Department	45-60-HCP-FQHC Integrated Clinical Services	45-60-HCP-FQHC Center Operations	277000-HD FQHC Central Call Center																			Irene Nieto -	12/1/2021 - Mike Rogers -	1/14/2022 - 9:33 -														12/1/2021
JRNL-00076918 - 1000 - Multnomah County - 12/01/2021 - Uncst Period - 12/31/2021 - Uncst Period - to 40140	JRNL-00076918 - 1000 - Multnomah County - 12/01/2021 - Uncst Period - 12/31/2021 - Uncst Period - to 40140	JRNL-P1030-0007862			Posted	Yes	Manual Journal - Correcting Entry			12/1/2021	12/1/2021	2022	06	6060-Internal Service Distribution	(19.64)	CR	0000000 - Conversion Only - Expenditures				51000-General Fund	3030-Health Services	30-Health Department	45-70-HD-Integrated Clinical Services	45-70-HD-Student Health Centers	454000-"TERM"-HD SHC Administration																			Irene Nieto -	12/1/2021 - Mike Rogers -	1/14/2022 - 9:33 -														12/1/2021
JRNL-00076918 - 1000 - Multnomah County - 12/01/2021 - Uncst Period - 12/31/2021 - Uncst Period - to 40140	JRNL-00076918 - 1000 - Multnomah County - 12/01/2021 - Uncst Period - 12/31/2021 - Uncst Period - to 40140	JRNL-P1030-0007862			Posted	Yes	Manual Journal - Correcting Entry			12/1/2021	12/1/2021	2022	06	6070-Insurance Benefits	9.31	DR	0000000 - Conversion Only - Expenditures				31000-Health Department - FQHC Fund	3130-Federally Qualified Health Clinics (FQHC)	30-Health Department	45-60-HCP-FQHC Integrated Clinical Services	45-60-HCP-FQHC Center Operations	277000-HD FQHC Central Call Center																			Irene Nieto -	12/1/2021 - Mike Rogers -	1/14/2022 - 9:33 -														12/1/2021
JRNL-00076918 - 1000 - Multnomah County - 12/01/2021 - Uncst Period - 12/31/2021 - Uncst Period - to 40140	JRNL-00076918 - 1000 - Multnomah County - 12/01/2021 - Uncst Period - 12/31/2021 - Uncst Period - to 40140	JRNL-P1030-0007862			Posted	Yes	Manual Journal - Correcting Entry			12/1/2021	12/1/2021	2022	06	6060-Space & Property Costs	150.00	DR	0000000 - Conversion Only - Expenditures				51000-General Fund	3030-Health Services	30-Health Department	45-70-HD-Integrated Clinical Services	45-70-HD-Student Health Centers	454000-"TERM"-HD SHC Administration																			Irene Nieto -	12/1/2021 - Mike Rogers -	1/14/2022 - 9:33 -														12/1/2021
JRNL-00076918 - 1000 - Multnomah County - 12/01/2021 - Uncst Period - 12/31/2021 - Uncst Period - to 40140	JRNL-00076918 - 1000 - Multnomah County - 12/01/2021 - Uncst Period - 12/31/2021 - Uncst Period - to 40140	JRNL-P1030-0007862			Posted	Yes	Manual Journal - Correcting Entry			12/1/2021	12/1/2021	2022	06	6060-Internal Service Facilities Service Requests	4.43	DR	0000000 - Conversion Only - Expenditures				31000-Health Department - FQHC Fund	3130-Federally Qualified Health Clinics (FQHC)	30-Health Department	45-60-HCP-FQHC Integrated Clinical Services	45-60-HCP-FQHC Center Operations	277000-HD FQHC Central Call Center																			Irene Nieto -	12/1/2021 - Mike Rogers -	1/14/2022 - 9:33 -														12/1/2021
JRNL-00076918 - 1000 - Multnomah County - 12/01/2021 - Uncst Period - 12/31/2021 - Uncst Period - to 40140	JRNL-00076918 - 1000 - Multnomah County - 12/01/2021 - Uncst Period - 12/31/2021 - Uncst Period - to 40140	JRNL-P1030-0007862			Posted	Yes	Manual Journal - Correcting Entry			12/1/2021	12/1/2021	2022	06	6060-Internal Service Distribution	37.13	DR	0000000 - Conversion Only - Expenditures				31000-Health Department - FQHC Fund	3130-Federally Qualified Health Clinics (FQHC)	30-Health Department	45-60-HCP-FQHC Integrated Clinical Services	45-60-HCP-FQHC Center Operations	277000-HD FQHC DHP Call Center																			Irene Nieto -	12/1/2021 - Mike Rogers -	1/14/2022 - 9:33 -														12/1/2021
JRNL-00076918 - 1000 - Multnomah County - 12/01/2021 - Uncst Period - 12/31/2021 - Uncst Period - to 40140	JRNL-00076918 - 1000 - Multnomah County - 12/01/2021 - Uncst Period - 12/31/2021 - Uncst Period - to 40140	JRNL-P1030-0007862			Posted	Yes	Manual Journal - Correcting Entry			12/1/2021	12/1/2021	2022	06	6060-Permanent	813.13	DR	0000000 - Conversion Only - Expenditures				31000-Health Department - FQHC Fund	3130-Federally Qualified Health Clinics (FQHC)	30-Health Department	45-60-HCP-FQHC Integrated Clinical Services	45-60-HCP-FQHC Primary Care Clinics	277400-HD FQHC PC Northeast Clinic																			Irene Nieto -	12/1/2021 - Mike Rogers -	1/14/2022 - 9:33 -														12/1/2021
JRNL-00076918 - 1000 - Multnomah County - 12/01/2021 - Uncst Period - 12/31/2021 - Uncst Period - to 40140	JRNL-00076918 - 1000 - Multnomah County - 12/01/2021 - Uncst Period - 12/31/2021 - Uncst Period - to 40140	JRNL-P1030-0007862			Posted	Yes	Manual Journal - Correcting Entry			12/1/2021	12/1/2021	2022	06	6060-Space & Property Costs	150.00	DR	0000000 - Conversion Only - Expenditures				51000-General Fund	3030-Health Services	30-Health Department	45-70-HD-Integrated Clinical Services	45-70-HD-Student Health Centers	454000-"TERM"-HD SHC Administration																			Irene Nieto -	12/1/2021 - Mike Rogers -	1/14/2022 - 9:33 -														12/1/2021
JRNL-00076918 - 1000 - Multnomah County - 12/01/2021 - Uncst Period - 12/31/2021 - Uncst Period - to 40140	JRNL-00076918 - 1000 - Multnomah County - 12/01/2021 - Uncst Period - 12/31/2021 - Uncst Period - to 40140	JRNL-P1030-0007862			Posted	Yes	Manual Journal - Correcting Entry			12/1/2021	12/1/2021	2022	06	6070-Overtime	43.84	DR	0000000 - Conversion Only - Expenditures				31000-Health Department - FQHC Fund	3130-Federally Qualified Health Clinics (FQHC)	30-Health Department	45-60-HCP-FQHC Integrated Clinical Services	45-60-HCP-FQHC Primary Care Clinics	277400-HD FQHC PC Northeast Clinic																			Irene Nieto -	12/1/2021 - Mike Rogers -	1/14/2022 - 9:33 -														12/1/2021
JRNL-00076918 - 1000 - Multnomah County - 12/01/2021 - Uncst Period - 12/31/2021 - Uncst Period - to 40140	JRNL-00076918 - 1000 - Multnomah County - 12/01/2021 - Uncst Period - 12/31/2021 - Uncst Period - to 40140	JRNL-P1030-0007862			Posted	Yes	Manual Journal - Correcting Entry			12/1/2021	12/1/2021	2022	06	6070-Premium	13.65	DR	0000000 - Conversion Only - Expenditures				31000-Health Department - FQHC Fund	3130-Federally Qualified Health Clinics (FQHC)	30-Health Department	45-60-HCP-FQHC Integrated Clinical Services	45-60-HCP-FQHC Primary Care Clinics	277400-HD FQHC PC Northeast Clinic																			Irene Nieto -	12/1/2021 - Mike Rogers -	1/14/2022 - 9:33 -														12/1/2021
JRNL-00076918 - 1000 - Multnomah County - 12/01/2021 - Uncst Period - 12/31/2021 - Uncst Period - to 40140	JRNL-00076918 - 1000 - Multnomah County - 12/01/2021 - Uncst Period - 12/31/2021 - Uncst Period - to 40140	JRNL-P1030-0007862			Posted	Yes	Manual Journal - Correcting Entry			12/1/2021	12/1/2021	2022	06	6070-Salary Related	269.68	DR	0000000 - Conversion Only - Expenditures				31000-Health Department - FQHC Fund	3130-Federally Qualified Health Clinics (FQHC)	30-Health Department	45-60-HCP-FQHC Integrated Clinical Services	45-60-HCP-FQHC Primary Care Clinics	277400-HD FQHC PC Northeast Clinic																			Irene Nieto -	12/1/2021 - Mike Rogers -	1/14/2022 - 9:33 -														12/1/2021
JRNL-00076918 - 1000 - Multnomah County - 12/01/2021 - Uncst Period - 12/31/2021 - Uncst Period - to 40140	JRNL-00076918 - 1000 - Multnomah County - 12/01/2021 - Uncst Period - 12/31/2021 - Uncst Period - to 40

Journal	Journal	Journal Sequence Number	Operational Transaction	Operational Transaction Sub-Journal	Status	From Web Service	Source	Income type	Book Code	Operational Transaction Date	Accounting Date	Fiscal Year	Fiscal Period	Ledger Account	Amount	DR/CR	Spend Category	Pay Component	Revenue Category	Posting Rule Overrides	Fund	Business Unit	Department	Division	Program Group	Cost Center	Grant	Miscellaneous Other Existing Structure	Project	Project Phase	Project Task	Project Plan Task	Tringa Project ID	Tringa Building ID	Location	Header Memo	Line Memo	Supplier ID	Supplier Name	Supplier Contract	Purchase Orders	Supplier Invoice Payment Date	Culturally Specific Services	Customer ID	Customer Name	Sponsor ID	Sponsor Name	Created by	Created Date	Approved by	Approved Date	Bank Account	Ach Rec Payee	Ach Rec Payee Category	Antifraud Tree Type	CFDA Number	CFDA Description	Federal Award ID # (FAIN)	Budget Date	Match ID	Match Type	Transaction Match Date	Matching Rec ID
JRNL-00076918 - 1000 - Multnomah County - 12/01/2021 - Uncst Period - 12/31/2021 - Uncst Period - 12/31/2021 - 16:40:40	JRNL-00076918 - 1000 - Multnomah County - 12/01/2021 - Uncst Period - 12/31/2021 - Uncst Period - 12/31/2021 - 16:40:40	JRNL-P1030-000760			Posted	Yes	Manual Journal - Correcting Entry			12/1/2021	12/1/2021	2022	06	6500:Internal Service Facilities Service Requests	2.00	DR	6600:IS - Other Internal Services (Internal Service Other)				0300:Health Department FQHC Fund	3130:Federally Qualified Health Clinics (FQHC)	40:HD FQHC	40:60:HD FQHC Primary Care Clinics	21790:HD FQHC PC Northeast Clinic			

| Journal | Journal | Journal Sequence Number | Operational Transaction | Operational Transaction Run Journal | Status | From Web Service | Source | Income type | Book Code | Operational Transaction Date | Accounting Date | Fiscal Year | Fiscal Period | Ledger Account | Amount | DR/CR | Spend Category | Pay Component | Revenue Category | Posting Rule Describe | Fund | Business Unit | Department | Division | Program Group | Cost Center | Grant | Miscellaneous Other Costing Structure | Project | Project Phase | Project Task | Project Plan Task | Tringa Project ID | Tringa Building ID | Location | Header Memo | Line Memo | Supplier ID | Supplier Name | Supplier Contract | Purchase Orders | Supplier Invoice Payment Date | Culturally Specific Services | Customer ID | Customer Name | Sponsor ID | Sponsor Name | Created by | Created Date | Approved by | Approved Date | Bank Account | Ach Rec Payee | Ach Rec Payee Category | Jeldrihand Tree Type | CFDA Number | CFDA Description | Federal Award ID # (FAIN) | Budget Date | Match ID | Match Type | Transaction Match Date | Matching Rec-ID |
|---|---|---

Journal	Journal Description	Journal Sequence Number	Operational Transaction	Operational Transaction Sub Account	Status	From Web Service	Source	Income type	Book Code	Operational Transaction Date	Accounting Date	Fiscal Year	Fiscal Period	Ledger Account	Amount	DR/CR	Spend Category	Pay Component	Revenue Category	Posting Rule Override	Fund	Business Unit	Department	Division	Program Group	Cost Center	Grant	Miscellaneous Other Costing Structure	Project	Project Phase	Project Task	Project Plan Task	Tringa Project ID	Tringa Building ID	Location	Line Memo	Supplier ID	Supplier Name	Supplier Contract	Purchase Orders	Supplier Invoice Payment Date	Culturally Specific Services	Customer ID	Customer Name	Sponsor ID	Sponsor Name	Created by	Created Date	Approved by	Approved Date	Bank Account	Ach Rec Payee	Ach Rec Payee Category	Antdtrust Tree Type	CFDA Number	CFDA Description	Federal Award ID # (FAIN)	Budget Date	Match ID	Match Type	Transaction Match Date	Matching Rec ID
JRNL-00076918 - 1000 - Multnomah County - 12/31/2021 - Uncst Period - 01 cancel costs from 07-01 to actuals	JRNL-00076918 - 1000 - Multnomah County - 12/31/2021 - Uncst Period - 01 cancel costs from 07-01 to actuals	JRNL-FY22-0007862			Posted	Yes	Manual Journal - Correcting Entry			12/1/2021	12/1/2021	2022	06	6070130 Salary Related	270.132	DR	0000000 - Conversion Only - Expenditures				01000 Federal/State Program Fund	3030 Health Services	30 Health Department	45-70-700 Integrated Clinical Services	45-70-760 Primary Care Clinics																																												
JRNL-00076918 - 1000 - Multnomah County - 12/31/2021 - Uncst Period - 01 cancel costs from 07-01 to actuals	JRNL-00076918 - 1000 - Multnomah County - 12/31/2021 - Uncst Period - 01 cancel costs from 07-01 to actuals	JRNL-FY22-0007862			Posted	Yes	Manual Journal - Correcting Entry			12/1/2021	12/1/2021	2022	06	6070140 Insurance Benefits	(18.49)	DR	0000000 - Conversion Only - Expenditures				01000 Federal/State Program Fund	3030 Health Services	30 Health Department	45-70-700 Integrated Clinical Services	45-70-760 Primary Care Clinics																																										
JRNL-00076918 - 1000 - Multnomah County - 12/31/2021 - Uncst Period - 01 cancel costs from 07-01 to actuals	JRNL-00076918 - 1000 - Multnomah County - 12/31/2021 - Uncst Period - 01 cancel costs from 07-01 to actuals	JRNL-FY22-0007862			Posted	Yes	Manual Journal - Correcting Entry			12/1/2021	12/1/2021	2022	06	6070150 Internal Service Facilities Service Requests	(2.24)	DR	1000000 - Other Internal Services (Internal Service Other)				01000 Federal/State Program Fund	3030 Health Services	30 Health Department	45-70-700 Integrated Clinical Services	45-70-760 Primary Care Clinics																																										
JRNL-00076918 - 1000 - Multnomah County - 12/31/2021 - Uncst Period - 01 cancel costs from 07-01 to actuals	JRNL-00076918 - 1000 - Multnomah County - 12/31/2021 - Uncst Period - 01 cancel costs from 07-01 to actuals	JRNL-FY22-0007862			Posted	Yes	Manual Journal - Correcting Entry			12/1/2021	12/1/2021	2022	06	6080000 Permanent	(317.01)	DR	0000000 - Conversion Only - Expenditures				01000 Federal/State Program Fund	3030 Health Services	30 Health Department	45-70-700 Integrated Clinical Services	45-70-740 Pharmacy																																										
JRNL-00076918 - 1000 - Multnomah County - 12/31/2021 - Uncst Period - 01 cancel costs from 07-01 to actuals	JRNL-00076918 - 1000 - Multnomah County - 12/31/2021 - Uncst Period - 01 cancel costs from 07-01 to actuals	JRNL-FY22-0007862			Posted	Yes	Manual Journal - Correcting Entry			12/1/2021	12/1/2021	2022	06	6070130 Overtime	(8.61)	DR	0000000 - Conversion Only - Expenditures				01000 Federal/State Program Fund	3030 Health Services	30 Health Department	45-70-700 Integrated Clinical Services	45-70-740 Pharmacy																																												
JRNL-00076918 - 1000 - Multnomah County - 12/31/2021 - Uncst Period - 01 cancel costs from 07-01 to actuals	JRNL-00076918 - 1000 - Multnomah County - 12/31/2021 - Uncst Period - 01 cancel costs from 07-01 to actuals	JRNL-FY22-0007862			Posted	Yes	Manual Journal - Correcting Entry			12/1/2021	12/1/2021	2022	06	6070130 Salary Related	(96.39)	DR	0000000 - Conversion Only - Expenditures				01000 Federal/State Program Fund	3030 Health Services	30 Health Department	45-70-700 Integrated Clinical Services	45-70-740 Pharmacy																																													
JRNL-00076918 - 1000 - Multnomah County - 12/31/2021 - Uncst Period - 01 cancel costs from 07-01 to actuals	JRNL-00076918 - 1000 - Multnomah County - 12/31/2021 - Uncst Period - 01 cancel costs from 07-01 to actuals	JRNL-FY22-0007862			Posted	Yes	Manual Journal - Correcting Entry			12/1/2021	12/1/2021	2022	06	6070140 Insurance Benefits	(22.15)	DR	0000000 - Conversion Only - Expenditures				01000 Federal/State Program Fund	3030 Health Services	30 Health Department	45-70-700 Integrated Clinical Services	45-70-740 Pharmacy																																													
JRNL-00076918 - 1000 - Multnomah County - 12/31/2021 - Uncst Period - 01 cancel costs from 07-01 to actuals	JRNL-00076918 - 1000 - Multnomah County - 12/31/2021 - Uncst Period - 01 cancel costs from 07-01 to actuals	JRNL-FY22-0007862			Posted	Yes	Manual Journal - Correcting Entry			12/1/2021	12/1/2021	2022	06	6070150 Internal Service Facilities Service Requests	(276.08)	DR	1000000 - Other Internal Services (Internal Service Other)				01000 Federal/State Program Fund	3030 Health Services	30 Health Department	45-70-700 Integrated Clinical Services	45-70-740 Pharmacy																																													
JRNL-00076918 - 1000 - Multnomah County - 12/31/2021 - Uncst Period - 01 cancel costs from 07-01 to actuals	JRNL-00076918 - 1000 - Multnomah County - 12/31/2021 - Uncst Period - 01 cancel costs from 07-01 to actuals	JRNL-FY22-0007862			Posted	Yes	Manual Journal - Correcting Entry			12/1/2021	12/1/2021	2022	06	6080000 Permanent	(737.61)	DR	0000000 - Conversion Only - Expenditures				01000 General Fund	3030 Health Services	30 Health Department	45-70-700 Integrated Clinical Services	45-70-740 Pharmacy																																													
JRNL-00076918 - 1000 - Multnomah County - 12/31/2021 - Uncst Period - 01 cancel costs from 07-01 to actuals	JRNL-00076918 - 1000 - Multnomah County - 12/31/2021 - Uncst Period - 01 cancel costs from 07-01 to actuals	JRNL-FY22-0007862			Posted	Yes	Manual Journal - Correcting Entry			12/1/2021	12/1/2021	2022	06	6080000 Permanent	(15,286.79)	DR	0000000 - Conversion Only - Expenditures				01000 General Fund	3030 Health Services	30 Health Department	45-70-700 Integrated Clinical Services	45-70-740 Quality and Compliance																																													
JRNL-00076918 - 1000 - Multnomah County - 12/31/2021 - Uncst Period - 01 cancel costs from 07-01 to actuals	JRNL-00076918 - 1000 - Multnomah County - 12/31/2021 - Uncst Period - 01 cancel costs from 07-01 to actuals	JRNL-FY22-0007862			Posted	Yes	Manual Journal - Correcting Entry			12/1/2021	12/1/2021	2022	06	6070130 Overtime	(18.49)	DR	0000000 - Conversion Only - Expenditures				01000 General Fund	3030 Health Services	30 Health Department	45-70-700 Integrated Clinical Services	45-70-740 Quality and Compliance																																													
JRNL-00076918 - 1000 - Multnomah County - 12/31/2021 - Uncst Period - 01 cancel costs from 07-01 to actuals	JRNL-00076918 - 1000 - Multnomah County - 12/31/2021 - Uncst Period - 01 cancel costs from 07-01 to actuals	JRNL-FY22-0007862			Posted	Yes	Manual Journal - Correcting Entry			12/1/2021	12/1/2021	2022	06	6070140 Salary Related	(2,793.49)	DR	0000000 - Conversion Only - Expenditures				01000 General Fund	3030 Health Services	30 Health Department	45-70-700 Integrated Clinical Services	45-70-740 Quality and Compliance																																													
JRNL-00076918 - 1000 - Multnomah County - 12/31/2021 - Uncst Period - 01 cancel costs from 07-01 to actuals	JRNL-00076918 - 1000 - Multnomah County - 12/31/2021 - Uncst Period - 01 cancel costs from 07-01 to actuals	JRNL-FY22-0007862			Posted	Yes	Manual Journal - Correcting Entry			12/1/2021	12/1/2021	2022	06	6070140 Insurance Benefits	(991.21)	DR	0000000 - Conversion Only - Expenditures				01000 General Fund	3030 Health Services	30 Health Department	45-70-700 Integrated Clinical Services	45-70-740 Quality and Compliance																																													
JRNL-00076918 - 1000 - Multnomah County - 12/31/2021 - Uncst Period - 01 cancel costs from 07-01 to actuals	JRNL-00076918 - 1000 - Multnomah County - 12/31/2021 - Uncst Period - 01 cancel costs from 07-01 to actuals	JRNL-FY22-0007862			Posted	Yes	Manual Journal - Correcting Entry			12/1/2021	12/1/2021	2022	06	6070150 Internal Service Telecommunications	164.61	DR	1000000 - Other Internal Services (Internal Service Other)				01000 General Fund	3030 Health Services	30 Health Department	45-70-700 Integrated Clinical Services	45-70-740 Quality and Compliance																																													
JRNL-00076918 - 1000 - Multnomah County - 12/31/2021 - Uncst Period - 01 cancel costs from 07-01 to actuals	JRNL-00076918 - 1000 - Multnomah County - 12/31/2021 - Uncst Period - 01 cancel costs from 07-01 to actuals	JRNL-FY22-0007862			Posted	Yes	Manual Journal - Correcting Entry			12/1/2021	12/1/2021	2022	06	6080400 Internal Service Other	(876.05)

Journal	Journal	Journal Sequence Number	Operational Transaction	Operational Transaction Sub Account	Status	From Web Service	Source	Income type	Book Code	Operational Transaction Date	Accounting Date	Fiscal Year	Fiscal Period	Ledger Account	Amount	DR/CR	Spend Category	Pay Component	Revenue Category	Posting Rule Excerpts	Fund	Business Unit	Department	Division	Program Group	Cost Center	Grant	Miscellaneous Other Costing Dimension	Project	Project Phase	Project Task	Project Plan Task	Tringa Project ID	Tringa Building ID	Location	Header Memo	Line Memo	Supplier ID	Supplier Name	Supplier Contract	Purchase Orders	Supplier Invoice Payment Date	Culturally Specific Services	Customer ID	Customer Name	Sponsor ID	Sponsor Name	Created by	Created Date	Approved by	Approval Date	Bank Account	Ach Rec Payee	Ach Rec Payee Category	Antifraud Tree Type	CFDA Number	CFDA Description	Federal Award ID # (FAIN)	Budget Date	Match ID	Match Type	Transaction Match Date	Matching Rec ID
JRNL 2021052801 1000	JRNL 2021052801 1000	JRNL-P1Q22-0000079			Posted	Yes	Manual Journal - Original Entry			12/31/2021	12/31/2021	2022	06	60400 Internal Service Revenue	17.87	DR	990000171 - Results (Internal Service Revenue)				30000 Fee for Services (FFS) - Medicaid	3100 Portland Qualified Health Clinic (PQHC)	40 Health Department	4140 HIV/TB/STD Integrated Clinical Services	60 9600-HD-FQHC Student Health Centers	4140600 HD FQHC SHC Wellness		9000 4140-00-3300-140 FQHC Clinical Svcs Round Prairie			

Journal	Journal Sequence Number	Operational Transaction	Operational Transaction Sub Account	Status	From Web Service	Source	Income type	Book Code	Operational Transaction Date	Accounting Date	Fiscal Year	Fiscal Period	Ledger Account	Amount	DR/CR	Spend Category	Pay Component	Revenue Category	Posting Rule Describe	Fund	Business Unit	Department	Division	Program Group	Cost Center	Grant	Miscellaneous Other Costing Minimum	Project	Project Phase	Project Task	Project Plan Task	Tribe Project ID	Tribe Building ID	Location	Header Memo	Line Memo	Supplier ID	Supplier Name	Supplier Contract	Purchase Orders	Supplier Invoice Payment Date	Culturally Specific Services	Customer ID	Customer Name	Sponsor ID	Sponsor Name	Created by	Created Date	Approved by	Approved Date	Bank Account	Ach Rec Payee	Ach Rec Payee Category	Antdtrust Time Type	CFDA Number	CFDA Description	Federal Award ID # (FAIN)	Budget Date	Match ID	Match Type	Transaction Match Date	Matching Rec ID
JRNL 2021R2999 - 1000	JRNL 2021R2999 - 1000	JRNL FY22-0000F871		Posted	Yes	Manual Journal - Original Entry			12/31/2021	12/31/2021	2022	06	55600 Returns & Discounts Contra Revenue	27.15	DR			5F4000 - Returns & Discounts Contra Revenue		33000 Fee for Services (FFS) - Patient Fees 3rd Party	3100 Federally Qualified Health Clinics (FQHC)	40 Health Department	4140 HIV PrEP Integrated Clinical Services	40 460 HIV PrEP Clinical Services	4140 HIV PrEP Clinical Services		5600 JUNE 05-DISCH 60 PUBLIC HEALTH									CRN 0000TBWA - 5600N - 1000N-EST CONTRACTS-LOW INCOME HEALTH CLINIC-AMBULATORY PN											Antoinette Payne	1/13/2022 Paul Evans	1/13/2022 9:45											12/31/2021
JRNL 2021R2999 - 1000	JRNL 2021R2999 - 1000	JRNL FY22-0000F871		Posted	Yes	Manual Journal - Original Entry			12/31/2021	12/31/2021	2022	06	55600 Returns & Discounts Contra Revenue	63.42	DR			5F4000 - Returns & Discounts Contra Revenue		33000 Fee for Services (FFS) - Patient Fees 3rd Party	3100 Federally Qualified Health Clinics (FQHC)	40 Health Department	4140 HIV PrEP Integrated Clinical Services	40 460 HIV PrEP Clinical Services	4140 HIV PrEP Clinical Services		5600 JUNE 05-DISCH 60 PUBLIC HEALTH									CRN 0000TBWA - 5600N - 1000N-EST CONTRACTS-LOW INCOME HEALTH CLINIC-AMBULATORY PN											Antoinette Payne	1/13/2022 Paul Evans	1/13/2022 9:45											12/31/2021
JRNL 2021R2999 - 1000	JRNL 2021R2999 - 1000	JRNL FY22-0000F871		Posted	Yes	Manual Journal - Original Entry			12/31/2021	12/31/2021	2022	06	55600 Returns & Discounts Contra Revenue	763.56	DR			5F4000 - Returns & Discounts Contra Revenue		33000 Fee for Services (FFS) - Patient Fees 3rd Party	3100 Federally Qualified Health Clinics (FQHC)	40 Health Department	4140 HIV PrEP Integrated Clinical Services	40 460 HIV PrEP Clinical Services	4140 HIV PrEP Clinical Services		5600 JUNE 05-DISCH 60 PUBLIC HEALTH									CRN 0000TBWA - 5600N - 1000N-EST CONTRACTS-LOW INCOME HEALTH CLINIC-PREGNANT CARE											Antoinette Payne	1/13/2022 Paul Evans	1/13/2022 9:45											12/31/2021
JRNL 2021R2999 - 1000	JRNL 2021R2999 - 1000	JRNL FY22-0000F871		Posted	Yes	Manual Journal - Original Entry			12/31/2021	12/31/2021	2022	06	55600 Returns & Discounts Contra Revenue	152.07	DR			5F4000 - Returns & Discounts Contra Revenue		33000 Fee for Services (FFS) - Patient Fees 3rd Party	3100 Federally Qualified Health Clinics (FQHC)	40 Health Department	4140 HIV PrEP Integrated Clinical Services	40 460 HIV PrEP Clinical Services	4140 HIV PrEP Clinical Services		5600 JUNE 05-DISCH 60 PUBLIC HEALTH									CRN 0000TBWA - 5600N - 1000N-EST CONTRACTS-LOW INCOME HEALTH CLINIC-AMBULATORY PN											Antoinette Payne	1/13/2022 Paul Evans	1/13/2022 9:45											12/31/2021
JRNL 2021R2999 - 1000	JRNL 2021R2999 - 1000	JRNL FY22-0000F871		Posted	Yes	Manual Journal - Original Entry			12/31/2021	12/31/2021	2022	06	55600 Returns & Discounts Contra Revenue	79.17	DR			5F4000 - Returns & Discounts Contra Revenue		33000 Fee for Services (FFS) - Patient Fees 3rd Party	3100 Federally Qualified Health Clinics (FQHC)	40 Health Department	4140 HIV PrEP Integrated Clinical Services	40 460 HIV PrEP Clinical Services	4140 HIV PrEP Clinical Services		5600 JUNE 05-DISCH 60 PUBLIC HEALTH									CRN 0000TBWA - 5600N - 1000N-EST CONTRACTS-LOW INCOME HEALTH CLINIC-PREGNANT CARE											Antoinette Payne	1/13/2022 Paul Evans	1/13/2022 9:45											12/31/2021
JRNL 2021R2999 - 1000	JRNL 2021R2999 - 1000	JRNL FY22-0000F871		Posted	Yes	Manual Journal - Original Entry			12/31/2021	12/31/2021	2022	06	55600 Returns & Discounts Contra Revenue	99.79	DR			5F4000 - Returns & Discounts Contra Revenue		33000 Fee for Services (FFS) - Patient Fees 3rd Party	3100 Federally Qualified Health Clinics (FQHC)	40 Health Department	4140 HIV PrEP Integrated Clinical Services	40 460 HIV PrEP Clinical Services	4140 HIV PrEP Clinical Services		5600 JUNE 05-DISCH 60 PUBLIC HEALTH									CRN 0000TBWA - 5600N - 1000N-EST CONTRACTS-LOW INCOME HEALTH CLINIC-AMBULATORY PN											Antoinette Payne	1/13/2022 Paul Evans	1/13/2022 9:45											12/31/2021
JRNL 2021R2999 - 1000	JRNL 2021R2999 - 1000	JRNL FY22-0000F871		Posted	Yes	Manual Journal - Original Entry			12/31/2021	12/31/2021	2022	06	55600 Returns & Discounts Contra Revenue	91.41	DR			5F4000 - Returns & Discounts Contra Revenue		33000 Fee for Services (FFS) - Patient Fees 3rd Party	3100 Federally Qualified Health Clinics (FQHC)	40 Health Department	4140 HIV PrEP Integrated Clinical Services	40 460 HIV PrEP Clinical Services	4140 HIV PrEP Clinical Services		5600 JUNE 05-DISCH 60 PUBLIC HEALTH									CRN 0000TBWA - 5600N - 1000N-EST CONTRACTS-LOW INCOME HEALTH CLINIC-PREGNANT CARE											Antoinette Payne	1/13/2022 Paul Evans	1/13/2022 9:45											12/31/2021
JRNL 2021R2999 - 1000	JRNL 2021R2999 - 1000	JRNL FY22-0000F871		Posted	Yes	Manual Journal - Original Entry			12/31/2021	12/31/2021	2022	06	55600 Returns & Discounts Contra Revenue	167.26	DR			5F4000 - Returns & Discounts Contra Revenue		33000 Fee for Services (FFS) - Patient Fees 3rd Party	3100 Federally Qualified Health Clinics (FQHC)	40 Health Department	4140 HIV PrEP Integrated Clinical Services	40 460 HIV PrEP Clinical Services	4140 HIV PrEP Clinical Services		5600 JUNE 05-DISCH 60 PUBLIC HEALTH									CRN 0000TBWA - 5600N - 1000N-EST CONTRACTS-LOW INCOME HEALTH CLINIC-AMBULATORY PN											Antoinette Payne	1/13/2022 Paul Evans	1/13/2022 9:45											12/31/2021
JRNL 2021R2999 - 1000	JRNL 2021R2999 - 1000	JRNL FY22-0000F871		Posted	Yes	Manual Journal - Original Entry			12/31/2021	12/31/2021	2022	06	55600 Returns & Discounts Contra Revenue	663.00	DR			5F4000 - Returns & Discounts Contra Revenue		33000 Fee for Services (FFS) - Patient Fees 3rd Party	3100 Federally Qualified Health Clinics (FQHC)	40 Health Department	4140 HIV PrEP Integrated Clinical Services	40 460 HIV PrEP Clinical Services	4140 HIV PrEP Clinical Services		5600 JUNE 05-DISCH 60 PUBLIC HEALTH									CRN 0000TBWA - 5600N - 1000N-EST CONTRACTS-LOW INCOME HEALTH CLINIC-AMBULATORY PN											Antoinette Payne	1/13/2022 Paul Evans	1/13/2022 9:45											12/31/2021
JRNL 2021R2999 - 1000	JRNL 2021R2999 - 1000	JRNL FY22-0000F871		Posted	Yes	Manual Journal - Original Entry			12/31/2021	12/31/2021	2022	06	55600 Returns & Discounts Contra Revenue	1,131.45	DR			5F4000 - Returns & Discounts Contra Revenue		33000 Fee for Services (FFS) - Patient Fees 3rd Party	3100 Federally Qualified Health Clinics (FQHC)	40 Health Department	4140 HIV PrEP Integrated Clinical Services	40 460 HIV PrEP Clinical Services	4140 HIV PrEP Clinical Services		5600 JUNE 05-DISCH 60 PUBLIC HEALTH									CRN 0000TBWA - 5600N - 1000N-EST CONTRACTS-LOW INCOME HEALTH CLINIC-PREGNANT CARE											Antoinette Payne	1/13/2022 Paul Evans	1/13/2022 9:45											12/31/2021
JRNL 2021R2999 - 1000	JRNL 2021R2999 - 1000	JRNL FY22-0000F871		Posted	Yes	Manual Journal - Original Entry			12/31/2021	12/31/2021	2022	06	55600 Returns & Discounts Contra Revenue	15.60	DR			5F4000 - Returns & Discounts Contra Revenue		33000 Fee for Services (FFS) - Patient Fees 3rd Party	3100 Federally Qualified Health Clinics (FQHC)	40 Health Department	4140 HIV PrEP Integrated Clinical Services	40 460 HIV PrEP Clinical Services	4140 HIV PrEP Clinical Services		5600 JUNE 05-DISCH 60 PUBLIC HEALTH									CRN 0000TBWA - 5600N - 1000N-EST CONTRACTS-LOW INCOME HEALTH CLINIC-AMBULATORY PN											Antoinette Payne	1/13/2022 Paul Evans	1/13/2022 9:45											12/31/2021
JRNL 2021R2999 - 1000	JRNL 2021R2999 - 1000	JRNL FY22-0000F871		Posted	Yes	Manual Journal - Original Entry			12/31/2021	12/31/2021	2022	06	55600 Returns & Discounts Contra Revenue	3,869.60	DR			5F4000 - Returns & Discounts Contra Revenue		33000 Fee for Services (FFS) - Patient Fees 3rd Party	3100 Federally Qualified Health Clinics (FQHC)	40 Health Department	4140 HIV PrEP Integrated Clinical Services	40 460 HIV PrEP Clinical Services	4140 HIV PrEP Clinical Services		5600 JUNE 05-DISCH 60 PUBLIC HEALTH									CRN 0000TBWA - 5600N - 1000N-EST CONTRACTS-LOW INCOME HEALTH CLINIC-DENTAL											Antoinette Payne	1/13/2022 Paul Evans	1/13/2022 9:45											12/31/2021
JRNL 2021R2999 - 1000	JRNL 2021R2999 - 1000	JRNL FY22-0000F871		Posted	Yes	Manual Journal - Original Entry			12/31/2021	12/31/2021	2022	06	55600 Returns & Discounts Contra Revenue	1,241.04	DR			5F4000 - Returns & Discounts Contra Revenue		33000 Fee for Services (FFS) - Patient Fees 3rd Party	3100 Federally Qualified Health Clinics (FQHC)	40 Health Department	4140 HIV PrEP Integrated Clinical Services	40 460 HIV PrEP Clinical Services	4140 HIV PrEP Clinical Services		5600 JUNE 05-DISCH 60 PUBLIC HEALTH									CRN 0000TBWA - 5600N - 1000N-EST CONTRACTS-LOW INCOME HEALTH CLINIC-DENTAL											Antoinette Payne	1/13/2022 Paul Evans	1/13/2022 9:45											12/31/2021
JRNL 2021R2999 - 1000	JRNL 2021R2999 - 1000	JRNL FY22-0000F871		Posted	Yes	Manual Journal - Original Entry			12/31/2021	12/31/2021	2022	06	55600 Returns & Discounts Contra Revenue	2,380.63	DR			5F4000 - Returns & Discounts Contra Revenue		33000 Fee for Services (FFS) - Patient Fees 3rd Party	3100 Federally Qualified Health Clinics (FQHC)	40 Health Department	4140 HIV PrEP Integrated Clinical Services	40 460 HIV PrEP Clinical Services	4140 HIV PrEP Clinical Services		5600 JUNE 05-DISCH 60 PUBLIC HEALTH									CRN 0000TBWA - 5600N - 1000N-EST CONTRACTS-LOW INCOME HEALTH CLINIC-DENTAL											Antoinette Payne	1/13/2022 Paul Evans	1/13/2022 9:45											12/31/2021
JRNL 2021R2999 - 1000	JRNL 2021R2999 - 1000	JRNL FY22-0000F871		Posted	Yes	Manual Journal - Original Entry			12/31/2021	12/31/2021	2022	06	55600 Returns & Discounts Contra Revenue	2,889.19	DR			5F4000 - Returns & Discounts Contra Revenue		33000 Fee for Services (FFS) - Patient Fees 3rd Party	3100 Federally Qualified Health Clinics (FQHC)	40 Health Department	4140 HIV PrEP Integrated Clinical Services	40 460 HIV PrEP Clinical Services	4140 HIV PrEP Clinical Services		5600 JUNE 05-DISCH 60 PUBLIC HEALTH									CRN 0000TBWA - 5600N - 1000N-EST CONTRACTS-LOW INCOME HEALTH CLINIC-DENTAL											Antoinette Payne	1/13/2022 Paul Evans	1/13/2022 9:45											12/31/2021
JRNL 2021R2999 - 1000	JRNL 2021R2999 - 1000	JRNL FY22-0000F871		Posted	Yes	Manual Journal - Original Entry			12/31/2021	12/31/2021	2022	06	55600 Returns & Discounts Contra Revenue	99.60	DR			5F4000 - Returns & Discounts Contra Revenue		33000 Fee for Services (FFS) - Patient Fees 3rd Party	3100 Federally Qualified Health Clinics (FQHC)	40 Health Department	4140 HIV PrEP Integrated Clinical Services	40 460 HIV PrEP Clinical Services	4140 HIV PrEP Clinical Services		5600 JUNE 05-DISCH 60 PUBLIC HEALTH									CRN 0000TBWA - 5600N - 1000N-EST CONTRACTS-LOW INCOME HEALTH CLINIC-DENTAL											Antoinette Payne	1/13/2022 Paul Evans	1/13/2022 9:45											12/31/2021
JRNL 2021R2999 - 1000	JRNL 2021R2999 - 1000	JRNL FY22-0000F871		Posted	Yes	Manual Journal - Original Entry			12/31/2021	12/31/2021	2022	06	55600 Returns & Discounts Contra Revenue	3,328.93	DR			5F4000 - Returns & Discounts Contra Revenue		33000 Fee for Services (FFS) - Patient Fees 3rd Party	3100 Federally Qualified Health Clinics (FQHC)	40 Health Department	4140 HIV PrEP Integrated Clinical Services	40 460 HIV PrEP Clinical Services	4140 HIV PrEP Clinical Services		5600 JUNE 05-DISCH 60 PUBLIC HEALTH									CRN 0000TBWA - 5600N - 1000N-EST CONTRACTS-LOW INCOME HEALTH CLINIC-DENTAL											Antoinette Payne	1/13/2022 Paul Evans	1/13/2022 9:45											12/31/2021
JRNL 2021R2999 - 1000	JRNL 2021R2999 - 1000	JRNL FY22-0000F871		Posted	Yes	Manual Journal - Original Entry			12/31/2021	12/31/2021	2022	06	55600 Returns & Discounts Contra Revenue	(79.84)	CR			5F4000 - Returns & Discounts Contra Revenue		33000 Fee for Services (FFS) - Patient Fees 3rd Party	3100 Federally Qualified Health Clinics (FQHC)	40 Health Department	4140 HIV PrEP Integrated Clinical Services	40 460 HIV PrEP Clinical Services	4140 HIV PrEP Clinical Services		5600 JUNE 05-DISCH 60 PUBLIC HEALTH									CRN 0000TBWA - 5600N - 1000N-EST CONTRACTS-LOW INCOME HEALTH CLINIC-DENTAL											Antoinette Payne	1/13/2022 Paul Evans	1/13/2022 9:45											12/31/2021
JRNL 2021R2999 - 1000	JRNL 2021R2999 - 1000	JRNL FY22-0000F871		Posted	Yes	Manual Journal - Original Entry			12/31/2021	12/31/2021	2022	06	55600 Returns & Discounts Contra Revenue	5,762.63	DR			5F4000 - Returns & Discounts Contra Revenue		33000 Fee for Services (FFS) - Patient Fees 3rd Party	3100 Federally Qualified Health Clinics (FQHC)	40 Health Department	4140 HIV PrEP Integrated Clinical Services	40 460 HIV PrEP Clinical Services	4140 HIV PrEP Clinical Services		5600 JUNE 05-DISCH 60 PUBLIC HEALTH									CRN 0000TBWA - 5600N - 1000N-EST CONTRACTS-LOW INCOME HEALTH CLINIC-DENTAL											Antoinette Payne	1/13/2022 Paul Evans	1/13/2022 9:45											12/31/2021
JRNL 2021R2999 - 1000	JRNL 2021R2999 - 1000	JRNL FY22-0000F871		Posted	Yes	Manual Journal - Original Entry			12/31/2021	12/31/2021	2022	06	55600 Returns & Discounts Contra Revenue	(348.49)	CR			5F4000 - Returns & Discounts Contra Revenue		33000 Fee for Services (FFS) - Patient Fees 3rd Party	3100 Federally Qualified Health Clinics (FQHC)	40 Health Department	4140 HIV PrEP Integrated Clinical Services	40 460 HIV PrEP Clinical Services	4140 HIV PrEP Clinical Services		5600 JUNE 05-DISCH 60 PUBLIC HEALTH									CRN 0000TBWA - 5600N - 1000N-EST CONTRACTS-LOW INCOME HEALTH CLINIC-DENTAL											Antoinette Payne	1/13/2022 Paul Evans	1/13/2022 9:45											12/31/2021
JRNL 2021R2999 - 1000	JRNL 2021R2999 - 1000	JRNL FY22-0000F871		Posted	Yes	Manual Journal - Original Entry			12/31/2021	12/31/2021	2022	06	55600 Returns & Discounts Contra Revenue	461.68	DR			5F4000 - Returns & Discounts Contra Revenue		33000 Fee for Services (FFS) - Patient Fees 3rd Party	3100 Federally Qualified Health Clinics (FQHC)	40 Health Department	4140 HIV PrEP Integrated Clinical Services	40 460 HIV PrEP Clinical Services	4140 HIV PrEP Clinical Services		5600 JUNE 05-DISCH 60 PUBLIC HEALTH									CRN 0000TBWA - 5600N - 1000N-EST CONTRACTS-LOW INCOME HEALTH CLINIC-FAMILY PLANN											Antoinette Payne	1/13/2022 Paul Evans	1/13/2022 9:45											12/31/2021
JRNL 2021R2999 - 1000	JRNL 2021R2999 - 1000	JRNL FY22-0000F871		Posted	Yes	Manual Journal - Original Entry			12/31/2021	12/31/2021	2022	06	55600 Returns & Discounts Contra Revenue	(79.25)	CR			5F4000 - Returns & Discounts Contra Revenue		33000 Fee for Services (FFS) - Patient Fees 3rd Party	3100 Federally Qualified Health Clinics (FQHC)	40 Health Department	4140 HIV PrEP Integrated Clinical Services	40 460 HIV PrEP Clinical Services	4140 HIV PrEP Clinical Services		5600 JUNE 05-DISCH 60 PUBLIC HEALTH									CRN 0000TBWA - 5600N - 1000N-EST CONTRACTS-LOW INCOME HEALTH CLINIC-FAMILY PLANN											Antoinette Payne	1/13/2022 Paul Evans	1/13/2022 9:45											12/31/2021
JRNL 2021R2999 - 1000	JRNL 2021R2999 - 1000	JRNL FY22-0000F871		Posted	Yes	Manual Journal - Original Entry			12/31/2021	12/31/2021	2022	06	55600 Returns & Discounts Contra Revenue	45.32	DR			5F4000 - Returns & Discounts Contra Revenue		33000 Fee for Services (FFS) - Patient Fees 3rd Party	3100 Federally Qualified Health Clinics (FQHC)	40 Health Department	4140 HIV PrEP Integrated Clinical Services	40 460 HIV PrEP Clinical Services	4140 HIV PrEP Clinical Services		5600 JUNE 05-DISCH 60 PUBLIC HEALTH									CRN 0000TBWA - 5600N - 1000N-EST CONTRACTS-LOW INCOME HEALTH CLINIC-AMBULATORY PN											Antoinette Payne	1/13/2022 Paul Evans	1/13/2022 9:45											12/31/2021
JRNL 2021R2999 - 1000	JRNL 2021R2999 - 1000	JRNL FY22-0000F871		Posted	Yes	Manual Journal - Original Entry			12/31/2021	12/31/2021	2022	06	55600 Returns & Discounts Contra Revenue	(21.69)	CR			5F4000 - Returns & Discounts Contra Revenue		33000 Fee for Services (FFS) - Patient Fees 3rd Party	3100 Federally Qualified Health Clinics (FQHC)	40 Health Department	4140 HIV PrEP Integrated Clinical Services	40 460 HIV PrEP Clinical Services	4140 HIV PrEP Clinical Services		5600 JUNE 05-DISCH 60 PUBLIC HEALTH									CRN 0000TBWA - 5600N - 1000N-EST CONTRACTS-LOW INCOME HEALTH CLINIC-AMBULATORY PN											Antoinette Payne	1/13/2022 Paul Evans	1/13/2022 9:45											12/31/2021
JRNL 2021R2999 - 1000	JRNL 2021R2999 - 1000	JRNL FY22-0000F871		Posted	Yes	Manual Journal - Original Entry			12/31/2021	12/31/2021	2022	06	55600 Returns & Discounts Contra Revenue	2,419.71	DR			5F4000 - Returns & Discounts Contra Revenue		33000 Fee for Services (FFS) - Patient Fees 3rd Party	3100 Federally Qualified Health Clinics (FQHC)	40 Health Department	4140 HIV PrEP Integrated Clinical Services	40 460 HIV PrEP Primary Care Clinics	4140 HIV PrEP Clinics		5600 JUNE 05-DISCH 60 PUBLIC HEALTH									CRN 0000TBWA - 5600N - 1000N-EST CONTRACTS-LOW INCOME HEALTH CLINIC-Northeast Clinic											Antoinette Payne	1/13/2022 Paul Evans	1/13/2022 9:45											12/31/2021
JRNL 2021R2999 - 1000	JRNL 2021R2999 - 1000	JRNL FY22-0000F871		Posted	Yes	Manual Journal - Original Entry			12/31/2021	12/31/2021	2022	06	55600 Returns & Discounts Contra Revenue	112.04	DR			5F4000 - Returns & Discounts Contra Revenue		33000 Fee for Services (FFS) - Patient Fees 3rd Party	3100 Federally Qualified Health Clinics (FQHC)	40 Health Department	4140 HIV PrEP Integrated Clinical Services	40 460 HIV PrEP Primary Care Clinics	4140 HIV PrEP Clinics		5600 JUNE 05-DISCH 60 PUBLIC HEALTH									CRN 0000TBWA - 5600N - 1000N-EST CONTRACTS-LOW INCOME HEALTH CLINIC-Northeast Clinic											Antoinette Payne	1/13/2022 Paul Evans	1/13/2022 9:45											12/31/2021
JRNL 2021R2999 - 1000	JRNL 2021R2999 - 1000	JRNL FY22-0000F871		Posted	Yes	Manual Journal - Original Entry			12/31/2021	12/31/2021	2022	06	55600 Returns & Discounts Contra Revenue	4,860.79	DR			5F4000 - Returns & Discounts Contra Revenue		33000 Fee for Services (FFS) - Patient Fees 3rd Party	3100 Federally Qualified Health Clinics (FQHC)	40 Health Department	4140 HIV PrEP Integrated Clinical Services	40 460 HIV PrEP Primary Care Clinics	4140 HIV PrEP Clinics		5600 JUNE 05-DISCH 60 PUBLIC HEALTH									CRN 0000TBWA - 5600N - 1000N-EST CONTRACTS-LOW INCOME HEALTH CLINIC-PREGNANT CARE											Antoinette Payne	1/13/2022 Paul Evans	1/13/2022 9:45											12/31/2021
JRNL 2021R2999 - 1000	JRNL 2021R2999 - 1000	JRNL FY22-0000F871		Posted	Yes	Manual Journal - Original Entry			12/31/2021	12/31/2021	2022	06	55600 Returns & Discounts Contra Revenue	163.94	DR			5F4000 - Returns & Discounts Contra Revenue		33000 Fee for Services (FFS) - Patient Fees 3rd Party	3100 Federally Qualified Health Clinics (FQHC)	40 Health Department	4140 HIV PrEP Integrated Clinical Services	40 460 HIV PrEP Primary Care Clinics	4140 HIV PrEP Clinics		5600 JUNE 05-DISCH 60 PUBLIC HEALTH									CRN 0000TBWA - 5600N - 1000N-EST CONTRACTS-LOW INCOME HEALTH CLINIC-FAMILY PLANN											Antoinette Payne	1/13/2022 Paul Evans	1/13/2022 9:45											12/31/2021
JRNL 2021R2999 - 1000	JRNL 2021R2999 - 1000	JRNL FY22-0000F871		Posted	Yes	Manual Journal - Original Entry			12/31/2021	12/31/2021	2022	06	55600 Returns & Discounts Contra Revenue	1,074.47	DR			5F4000 - Returns & Discounts Contra Revenue		33000 Fee for Services (FFS) - Patient Fees 3rd Party	3100 Federally Qualified Health Clinics (FQHC)	40 Health Department	4140 HIV PrEP Integrated Clinical Services	40 460 HIV PrEP Primary Care Clinics	4140 HIV PrEP Clinics		5600 JUNE 05-DISCH 60 PUBLIC HEALTH									CRN 0000TBWA - 5600N - 1000N-EST CONTRACTS-LOW INCOME HEALTH CLINIC-AMBULATORY PN											Antoinette Payne	1/13/2022 Paul Evans	1/13/2022 9:45											12/31/2021
JRNL 2021R2999 - 1000	JRNL 2021R2999 - 1000	JRNL FY22-0000F871		Posted	Yes	Manual Journal - Original Entry			12/31/2021	12/31/2021	2022	06	55600 Returns & Discounts Contra Revenue	79.79	DR			5F4000 - Returns & Discounts Contra Revenue		33000 Fee for Services (FFS) - Patient Fees 3rd Party	3100 Federally Qualified Health Clinics (FQHC)	40 Health Department	4140 HIV PrEP Integrated Clinical Services	40 460 HIV PrEP Primary Care Clinics	4140 HIV PrEP Clinics		5600 JUNE 05-DISCH 60 PUBLIC HEALTH									CRN 0000TBWA - 5600N - 1000N-EST CONTRACTS-LOW INCOME HEALTH CLINIC-AMBULATORY PN											Antoinette Payne	1/13/2022 Paul Evans	1/13/2022 9:45											12/31/2021
JRNL 2021R2999 - 1000	JRNL 2021R2999 - 1000	JRNL FY22-0000F871		Posted	Yes	Manual Journal - Original Entry			12/31/2021	12/31/2021	2022	06	55600 Returns & Discounts Contra Revenue	1,489.04	DR			5F4000 - Returns & Discounts Contra Revenue		33000 Fee for Services (FFS) - Patient Fees 3rd Party	3100 Federally Qualified Health Clinics (FQHC)	40 Health Department	4140 HIV PrEP Integrated Clinical Services	40 460 HIV PrEP Primary Care Clinics	4140 HIV PrEP Clinics		5600 JUNE 05-DISCH 60 PUBLIC HEALTH									CRN 0000TBWA - 5600N - 1000N-EST CONTRACTS-LOW INCOME HEALTH CLINIC-PREGNANT CARE											Antoinette Payne	1/13/2022 Paul Evans	1/13/2022 9:45											12/31/2021
JRNL 2021R2999 - 1000	JRNL 2021R2999 - 1000	JRNL FY22-0000F871		Posted	Yes	Manual Journal - Original Entry			12/31/2021	12/31/2021	2022	06	55600 Returns & Discounts Contra Revenue	403.09	DR			5F4000 - Returns & Discounts Contra Revenue		33000 Fee for Services (FFS) - Patient Fees 3rd Party	3100 Federally Qualified Health Clinics (FQHC)	40 Health Department	4140 HIV PrEP Integrated Clinical Services	40 460 HIV PrEP Primary Care Clinics	4140 HIV PrEP Clinics		5600 JUNE 05-DISCH 60 PUBLIC HEALTH									CRN 0000TBWA - 5600N - 1000N-EST CONTRACTS-LOW INCOME HEALTH CLINIC-AMBULATORY PN											Antoinette Payne	1/13/2022 Paul Evans	1/13/2022 9:45											12/31/2021
JRNL 2021R2999 - 1000	JRNL 2021R2999 - 1000	JRNL FY22-0000F871		Posted	Yes	Manual Journal - Original Entry			12/31/2021	12/31/2021	2022	06	55600 Returns & Discounts Contra Revenue	3,205.24	DR			5F4000 - Returns & Discounts Contra Revenue		33000 Fee for Services (FFS) - Patient Fees 3rd Party	3100 Federally Qualified Health Clinics (FQHC)	40 Health Department	4140 HIV PrEP Integrated Clinical Services	40 460 HIV PrEP Primary Care Clinics	4140 HIV PrEP Clinics		5600 JUNE 05-DISCH 60 PUBLIC HEALTH									CRN 0000TBWA - 5600N - 1000N-EST CONTRACTS-LOW INCOME HEALTH CLINIC-Northeast Clinic											Antoinette Payne	1/13/2022 Paul Evans	1/13/2022 9:45											12/31/2021
JRNL 2021R2999 - 1000	JRNL 2021R2999 - 1000	JRNL FY22-0000F871		Posted	Yes	Manual Journal - Original Entry			12/31/2021	12/31/2021	2022	06	55600 Returns & Discounts Contra Revenue	49.95	DR			5F4000 - Returns & Discounts Contra Revenue		33000 Fee for Services (FFS) - Patient Fees 3rd Party	3100 Federally Qualified Health Clinics (FQHC)	40 Health Department	4140 HIV PrEP Integrated Clinical Services	40 460 HIV PrEP Primary Care Clinics	4140 HIV PrEP Clinics		5600 JUNE 05-DISCH 60 PUBLIC HEALTH									CRN 0000TBWA - 5600N - 1000N-EST CONTRACTS-LOW INCOME HEALTH CLINIC-Northeast Clinic											Antoinette Payne	1/13/2022 Paul Evans	1/13/2022 9:45											12/31/2021
JRNL 2021R2999 - 1000	JRNL 2021R2999 - 1000	JRNL FY22-0000F871		Posted	Yes	Manual Journal - Original Entry			12/31/2021	12/31/2021	2022	06	55600 Returns & Discounts Contra Revenue	199.79	DR			5F4000 - Returns & Discounts Contra Revenue		33000 Fee for Services (FFS) - Patient Fees 3rd Party	3100 Federally Qualified Health Clinics (FQHC)	40 Health Department	4140 HIV PrEP Integrated Clinical Services	40 460 HIV PrEP Primary Care Clinics	4140 HIV PrEP Clinics		5600 JUNE 05-DISCH 60 PUBLIC HEALTH									CRN 0000TBWA - 5600N - 1000N-EST CONTRACTS-LOW INCOME HEALTH CLINIC-Northeast Clinic											Antoinette Payne	1/13/2022

| Journal | Journal | Journal Sequence Number | Operational Transaction | Operational Transaction Not Posted | Status | From Web Service | Source | Income type | Book Code | Operational Transaction Date | Accounting Date | Fiscal Year | Fiscal Period | Ledger Account | Amount | DR/CR | Spend Category | Pay Component | Revenue Category | Posting Rule Description | Fund | Business Unit | Department | Division | Program Group | Cost Center | Grant | Miscellaneous Other Financing Activities | Project | Project Phase | Project Task | Project Plan Task | Tringa Project ID | Tringa Building ID | Location | Header Memo | Line Memo | Supplier ID | Supplier Name | Supplier Contract | Purchase Orders | Supplier Invoice Payment Date | Culturally Specific Services | Customer ID | Customer Name | Sponsor ID | Sponsor Name | Created by | Created Date | Approved by | Approved Date | Bank Account | Ad Hoc Payee | Ad Hoc Payee Category | Antifraud Tree Type | CFDA Number | CFDA Description | Federal Award ID # (FAIN) | Budget Date | Match ID | Match Type | Transaction Match Date | Matching Rec-ID |
|---|---|---

| Journal | Journal | Journal Sequence Number | Operational Transaction | Operational Transaction Sub Account | Status | From Web Service | Source | Income type | Book Code | Operational Transaction Date | Accounting Date | Fiscal Year | Fiscal Period | Ledger Account | Amount | DR/CR | Spend Category | Pay Component | Revenue Category | Posting Rule Counter | Fund | Business Unit | Department | Division | Program Group | Cost Center | Grant | Miscellaneous Other Financing Resources | Project | Project Phase | Project Task | Project Plan Task | Intrga Project ID | Intrga Building ID | Location | Header Memo | Line Memo | Supplier ID | Supplier Name | Supplier Contract | Purchase Orders | Supplier Invoice Payment Date | Culturally Specific Services | Customer ID | Customer Name | Sponsor ID | Sponsor Name | Created by | Created Date | Approved by | Approved Date | Bank Account | Ach Rec Payee | Ach Rec Payee Category | Antdrawn Tree Type | CFDA Number | CFDA Description | Federal Award ID # (FAIN) | Budget Date | Match ID | Match Type | Transaction Match Date | Matching Rec-ID |
|---|---|---

| Journal | Journal | Journal Sequence Number | Operational Transaction | Operational Transaction Not Allowed | Status | From Web Service | Source | Income type | Book Code | Operational Transaction Date | Accounting Date | Fiscal Year | Fiscal Period | Ledger Account | Amount | DR/CR | Spend Category | Pay Component | Revenue Category | Posting Rule Overrides | Fund | Business Unit | Department | Division | Program Group | Cost Center | Grant | Miscellaneous Other Grouping Attributes | Project | Project Phase | Project Task | Project Plan Task | Tringa Project ID | Tringa Building ID | Location | Header Memo | Line Memo | Supplier ID | Supplier Name | Supplier Contract | Purchase Orders | Supplier Invoice Payment Date | Culturally Specific Services | Customer ID | Customer Name | Sponsor ID | Sponsor Name | Created by | Created Date | Approved by | Approval Date | Bank Account | Ach Rec Payee | Ach Rec Payee Category | Antifraud Time Type | CFDA Number | CFDA Description | Federal Award ID # (FAIN) | Budget Date | Match ID | Match Type | Transaction Match Date | Matching Rec ID |
|---|---|---

| Journal | Journal Description | Journal Sequence Number | Operational Transaction | Operational Transaction Not Allowed | Status | From Web Service | Source | Income type | Book Code | Operational Transaction Date | Accounting Date | Fiscal Year | Fiscal Period | Ledger Account | Amount | DR/CR | Spend Category | Pay Component | Revenue Category | Posting Rule Overrides | Fund | Business Unit | Department | Division | Program Group | Cost Center | Grant | Miscellaneous Other Grouping Code | Project | Project Phase | Project Task | Project Plan Task | Tringa Project ID | Tringa Building ID | Location | Header Memo | Line Memo | Supplier ID | Supplier Name | Supplier Contract | Purchase Orders | Supplier Invoice Payment Date | Culturally Specific Services | Customer ID | Customer Name | Sponsor ID | Sponsor Name | Created by | Created Date | Approved by | Approved Date | Bank Account | Ach Rec Payee | Ach Rec Payee Category | Antifraud Time Type | CFDA Number | CFDA Description | Federal Award ID # (FAIN) | Budget Date | Match ID | Match Type | Transaction Match Date | Matching Rec ID |
|---|---|---

| Journal | Journal | Journal Sequence Number | Operational Transaction | Operational Transaction Sub-account | Status | From Web Service | Source | Income type | Book Code | Operational Transaction Date | Accounting Date | Fiscal Year | Fiscal Period | Ledger Account | Amount | DR/CR | Spend Category | Pay Component | Posting Rule Overrides | Revenue Category | Fund | Business Unit | Department | Division | Program Group | Cost Center | Grant | Miscellaneous Other Costing Resources | Project | Project Phase | Project Task | Project Plan Task | Intrga Project ID | Intrga Building ID | Location | Header Memo | Line Memo | Supplier ID | Supplier Name | Supplier Contract | Purchase Orders | Supplier Invoice Payment Date | Culturally Specific Services | Customer ID | Customer Name | Sponsor ID | Sponsor Name | Created by | Created Date | Approved by | Approved Date | Bank Account | Ach Rec Payee | Ach Rec Payee Category | Antifraud Tree Type | CFDA Number | CFDA Description | Federal Award ID # (FAIN) | Budget Date | Match ID | Match Type | Transaction Match Date | Matching Rec ID |
|---|---|---

Journal	Journal	Journal Sequence Number	Operational Transaction	Operational Transaction Sub Account	Status	From Web Service	Source	Income type	Book Code	Operational Transaction Date	Accounting Date	Fiscal Year	Fiscal Period	Ledger Account	Amount	DR/CR	Spend Category	Pay Component	Revenue Category	Posting Rule Description	Fund	Business Unit	Department	Division	Program Group	Cost Center	Grant	Miscellaneous Other Costing Structure	Project	Project Phase	Project Task	Project Plan Task	Tringa Project ID	Tringa Building ID	Location	Header Memo	Line Memo	Supplier ID	Supplier Name	Supplier Contract	Purchase Orders	Supplier Invoice Payment Date	Culturally Specific Services	Customer ID	Customer Name	Sponsor ID	Sponsor Name	Created by	Created Date	Approved by	Approval Date	Bank Account	Ach Rec Payee	Ach Rec Payee Category	Antifraud Tree Type	CFDA Number	CFDA Description	Federal Award ID # (FAIN)	Budget Date	Match ID	Match Type	Transaction Match Date	Matching Rec ID
JRNL 00787775 - 1000 - JRNL 00787775 - 1000 - 12/31/2021 - JRNL 00787775 - 1000 - 12/31/2021 - JRNL 00787775 - 1000 - 12/31/2021

| Journal | Journal | Journal Sequence Number | Operational Transaction | Operational Transaction Sub-account | Status | From Web Service | Source | Income type | Book Code | Operational Transaction Date | Accounting Date | Fiscal Year | Fiscal Period | Ledger Account | Amount | DR/CR | Spend Category | Pay Component | Revenue Category | Posting Rule Excerpts | Fund | Business Unit | Department | Division | Program Group | Cost Center | Grant | Miscellaneous Other Costing Elements | Project | Project Phase | Project Task | Project Plan Task | Tringa Project ID | Tringa Building ID | Location | Header Memo | Line Memo | Supplier ID | Supplier Name | Supplier Contract | Purchase Orders | Supplier Invoice Payment Date | Calculatly Specific Attribute | Customer ID | Customer Name | Sponsor ID | Sponsor Name | Created by | Created Date | Approved by | Approved Date | Bank Account | Ad Hoc Payee | Ad Hoc Payee Category | Antifraud Tree Type | CFDA Number | CFDA Description | Federal Award ID # (FAIN) | Budget Date | Match ID | Match Type | Transaction Match Date | Matching Rev ID |
|---|---|---

| Journal | Journal | Journal Sequence Number | Operational Transaction | Operational Transaction Sub Account | Status | From Web Service | Source | Income type | Book Code | Operational Transaction Date | Accounting Date | Fiscal Year | Fiscal Period | Ledger Account | Amount | DR/CR | Spend Category | Pay Component | Revenue Category | Posting Rule Excerpts | Fund | Business Unit | Department | Division | Program Group | Cost Center | Grant | Miscellaneous Other Analytic Structure | Project | Project Phase | Project Task | Project Plan Task | Tringa Project ID | Tringa Building ID | Location | Header Memo | Line Memo | Supplier ID | Supplier Name | Supplier Contract | Purchase Orders | Supplier Invoice Payment Date | Culturally Specific Services | Customer ID | Customer Name | Sponsor ID | Sponsor Name | Created by | Created Date | Approved by | Approved Date | Bank Account | Ach Rec Payee | Ach Rec Payee Category | Antdrivant Tree Type | CFDA Number | CFDA Description | Federal Award ID # (FAIN) | Budget Date | Match ID | Match Type | Transaction Match Date | Matching Rec-ID |
|---|---|---

| Journal | Journal | Journal Sequence Number | Operational Transaction | Operational Transaction Not Allowed | Status | From Web Service | Source | Income type | Book Code | Operational Transaction Date | Accounting Date | Fiscal Year | Fiscal Period | Ledger Account | Amount | DR/CR | Spend Category | Pay Component | Revenue Category | Posting Rule Overrides | Fund | Business Unit | Department | Division | Program Group | Cost Center | Grant | Miscellaneous Other Costing Attributes | Project | Project Phase | Project Task | Project Plan Task | Tringa Project ID | Tringa Building ID | Location | Header Memo | Line Memo | Supplier ID | Supplier Name | Supplier Contract | Purchase Orders | Supplier Invoice / Payment Date | Critically Specific Attribute | Customer ID | Customer Name | Sponsor ID | Sponsor Name | Created by | Created Date | Approved by | Approved Date | Bank Account | Ad Hoc Payee | Ad Hoc Payee Category | Additional Tree Type | CFDA Number | CFDA Description | Federal Award ID # (FAIN) | Budget Date | Match ID | Match Type | Transaction Match Date | Matching Rev ID |
|---|---|---

| Journal | Journal | Journal Sequence Number | Operational Transaction | Operational Transaction Not Allowed | Status | From Web Service | Source | Income type | Book Code | Operational Transaction Date | Accounting Date | Fiscal Year | Fiscal Period | Ledger Account | Amount | DR/CR | Spend Category | Pay Component | Revenue Category | Posting Rule Overrides | Fund | Business Unit | Department | Division | Program Group | Cost Center | Grant | Miscellaneous Other Costing Dimension | Project | Project Phase | Project Task | Project Plan Task | Tringa Project ID | Tringa Building ID | Location | Header Memo | Line Memo | Supplier ID | Supplier Name | Supplier Contract | Purchase Orders | Supplier Invoice Payment Date | Culturally Specific Services | Customer ID | Customer Name | Sponsor ID | Sponsor Name | Created by | Created Date | Approved by | Approved Date | Bank Account | Ach Rec Payee | Ach Rec Payee Category | Antdrivant Tree Type | CFDA Number | CFDA Description | Federal Award ID # (FAIN) | Budget Date | Match ID | Match Type | Transaction Match Date | Matching Rec ID |
|---|---|---

| Journal | Journal Sequence Number | Journal Operational Transaction | Operational Transaction Sub-Journal | Status | From Web Service | Source | Income type | Book Code | Operational Transaction Date | Accounting Date | Fiscal Year | Fiscal Period | Ledger Account | Amount | DR/CR | Spend Category | Pay Component | Revenue Category | Posting Rule Overrides | Fund | Business Unit | Department | Division | Program Group | Cost Center | Grant | Miscellaneous Other Costing Attributes | Project | Project Phase | Project Task | Project Plan Task | Tringa Project ID | Tringa Building ID | Location | Header Memo | Line Memo | Supplier ID | Supplier Name | Supplier Contract | Purchase Orders | Supplier Invoice / Payment Date | Culturally Specific Services | Customer ID | Customer Name | Sponsor ID | Sponsor Name | Created by | Created Date | Approved by | Approved Date | Bank Account | Ach Rec Payee | Ach Rec Payee Category | Antdtional Tree Type | CFDA Number | CFDA Description | Federal Award ID # (FAIN) | Budget Date | Match ID | Match Type | Transaction Match Date | Matching Rec ID |
|---|---|---

| Journal | Journal | Journal Sequence Number | Operational Transaction | Operational Transaction Not Allowed | Status | From Web Service | Source | Income type | Book Code | Operational Transaction Date | Accounting Date | Fiscal Year | Fiscal Period | Ledger Account | Amount | DR/CR | Spend Category | Pay Component | Revenue Category | Posting Rule Overrides | Fund | Business Unit | Department | Division | Program Group | Cost Center | Grant | Miscellaneous Other Costing Elements | Project | Project Phase | Project Task | Project Plan Task | Tringa Project ID | Tringa Building ID | Location | Header Memo | Line Memo | Supplier ID | Supplier Name | Supplier Contract | Purchase Orders | Supplier Invoice Payment Date | Culturally Specific Services | Customer ID | Customer Name | Sponsor ID | Sponsor Name | Created by | Created Date | Approved by | Approved Date | Bank Account | Ach Rec Payee | Ach Rec Payee Category | Antdtrust Tree Type | CHSA Number | CHSA Description | Federal Award ID # (FAIN) | Budget Date | Match ID | Match Type | Transaction Match Date | Matching Rec ID |
|---|---|---

| Journal | Journal | Journal Sequence Number | Operational Transaction | Operational Transaction Sub-Journal | Status | From Web Service | Source | Income type | Book Code | Operational Transaction Date | Accounting Date | Fiscal Year | Fiscal Period | Ledger Account | Amount | DR/CR | Spend Category | Pay Component | Revenue Category | Posting Rule Overrides | Fund | Business Unit | Department | Division | Program Group | Cost Center | Grant | Miscellaneous Other Costing Attributes | Project | Project Phase | Project Task | Project Plan Task | Tringa Project ID | Tringa Building ID | Location | Header Memo | Line Memo | Supplier ID | Supplier Name | Supplier Contract | Purchase Orders | Supplier Invoice / Payment Item | Culturally Specific Services | Customer ID | Customer Name | Sponsor ID | Sponsor Name | Created by | Created Date | Approved by | Approved Date | Bank Account | Ad Hoc Payee | Ad Hoc Payee Category | Amount Over Type | CFDA Number | CFDA Description | Federal Award ID # (FAIN) | Budget Date | Match ID | Match Type | Transaction Match Date | Matching Rec ID |
|---|---|---

| Journal | Journal Sequence Number | Journal | Operational Transaction | Operational Transaction Not Allowed | Status | From Web Service | Source | Income type | Book Code | Operational Transaction Date | Accounting Date | Fiscal Year | Fiscal Period | Ledger Account | Amount | DR/CR | Spend Category | Pay Component | Revenue Category | Posting Rule Overrides | Fund | Business Unit | Department | Division | Program Group | Cost Center | Grant | Miscellaneous Other Costing Structure | Project | Project Phase | Project Task | Project Plan Task | Tringa Project ID | Tringa Building ID | Location | Header Memo | Line Memo | Supplier ID | Supplier Name | Supplier Contract | Purchase Orders | Supplier Invoice / Payment Date | Collapsing Specific Services | Customer ID | Customer Name | Sponsor ID | Sponsor Name | Created by | Created Date | Approved by | Approved Date | Bank Account | Ad Hoc Payee | Ad Hoc Payee Category | Antifraud Tree Type | CFDA Number | CFDA Description | Federal Award ID # (FAIN) | Budget Date | Match ID | Match Type | Transaction Match Date | Matching Rec ID |
|---|---|---

Journal	Journal	Journal Sequence Number	Operational Transaction	Operational Transaction Not Allowed	Status	From Web Service	Source	Income type	Book Code	Operational Transaction Date	Accounting Date	Fiscal Year	Fiscal Period	Ledger Account	Amount	DR/CR	Spend Category	Pay Component	Revenue Category	Posting Rule Overrides	Fund	Business Unit	Department	Division	Program Group	Cost Center	Grant	Miscellaneous Other Accounting Attributes	Project	Project Phase	Project Task	Project Plan Task	Tringa Project ID	Tringa Building ID	Location	Header Memo	Line Memo	Supplier ID	Supplier Name	Supplier Contract	Purchase Orders	Supplier Invoice / Payment Date	Culturally Specific Services	Customer ID	Customer Name	Sponsor ID	Sponsor Name	Created by	Created Date	Approved by	Approved Date	Bank Account	Ach Rec Payee	Ach Rec Payee Category	Antdtional Tree Type	CFDA Number	CFDA Description	Federal Award ID # (FAIN)	Budget Date	Match ID	Match Type	Transaction Match Date	Matching Rec ID
JRNL-00000001 - 1000 - Multnomah County - 10/31/2021 - FY22-04 - Period Close Release - Expense	JRNL-00000001 - 1000 - Multnomah County - 10/31/2021 - FY22-04 - Period Close Release - Expense - Payroll Accruals - Bank Book	JRNL-F1QS-0007804			Posted	Yes	Manual Journal - Correcting Entry			12/31/2021	12/31/2021	2022	06	60050 Indirect Expense	65.45	DR	9999999 - Indirect Expense (Indirect Expense)				00374 Fee for Services (FFS) - Medicaid	0136 Federally Qualified Health Clinics (FQHC)	40 Health Department	4040 HEP DFWC Integrated Clinical Services	40 HEP DFWC Primary Care Clinics	2140100 HEP DFWC Jefferson		5600 Jul01-06 2020 to 40 FQHC Prim Care Jefferson																																														
JRNL-00000001 - 1000 - Multnomah County - 10/31/2021 - FY22-04 - Period Close Release - Expense	JRNL-00000001 - 1000 - Multnomah County - 10/31/2021 - FY22-04 - Period Close Release - Expense - Payroll Accruals - Bank Book	JRNL-F1QS-0007804			Posted	Yes	Manual Journal - Correcting Entry			12/31/2021	12/31/2021	2022	06	60730 Salary Related	17.37	DR	9999999 - Indirect Expense (Indirect Expense)				00374 Fee for Services (FFS) - Medicaid	0136 Federally Qualified Health Clinics (FQHC)	40 Health Department	4040 HEP DFWC Integrated Clinical Services	40 HEP DFWC Primary Care Clinics	4140900 HEP DFWC Reynolds		5600 JAN01-06 2020 to 40 FQHC Medicaid PTE - OSAP																																									
JRNL-00000001 - 1000 - Multnomah County - 10/31/2021 - FY22-04 - Period Close Release - Expense	JRNL-00000001 - 1000 - Multnomah County - 10/31/2021 - FY22-04 - Period Close Release - Expense - Payroll Accruals - Bank Book	JRNL-F1QS-0007804			Posted	Yes	Manual Journal - Correcting Entry			12/31/2021	12/31/2021	2022	06	60140 Insurance Benefits	97.96	DR	9999999 - Indirect Expense (Indirect Expense)				00374 Fee for Services (FFS) - Medicaid	0136 Federally Qualified Health Clinics (FQHC)	40 Health Department	4040 HEP DFWC Integrated Clinical Services	40 HEP DFWC Primary Care Clinics	2140100 HEP DFWC Jefferson		5600 JAN01-06 2020 to 40 FQHC Prim Care Jefferson																																									
JRNL-00000001 - 1000 - Multnomah County - 10/31/2021 - FY22-04 - Period Close Release - Expense	JRNL-00000001 - 1000 - Multnomah County - 10/31/2021 - FY22-04 - Period Close Release - Expense - Payroll Accruals - Bank Book	JRNL-F1QS-0007804			Posted	Yes	Manual Journal - Correcting Entry			12/31/2021	12/31/2021	2022	06	60140 Insurance Benefits	29.94	DR	9999999 - Indirect Expense (Indirect Expense)				00374 Fee for Services (FFS) - Medicaid	0136 Federally Qualified Health Clinics (FQHC)	40 Health Department	4040 HEP DFWC Integrated Clinical Services	40 HEP DFWC Primary Care Clinics	2140100 HEP DFWC Jefferson		5600 JAN01-06 2020 to 40 FQHC Medicaid PTE - OSAP																																									
JRNL-00000001 - 1000 - Multnomah County - 10/31/2021 - FY22-04 - Period Close Release - Expense	JRNL-00000001 - 1000 - Multnomah County - 10/31/2021 - FY22-04 - Period Close Release - Expense - Payroll Accruals - Bank Book	JRNL-F1QS-0007804			Posted	Yes	Manual Journal - Correcting Entry			12/31/2021	12/31/2021	2022	06	60050 Indirect Expense	289.63	CR	9999999 - Indirect Expense (Indirect Expense)				00377 Fee for Services (FFS) - Medicaid - Care Oregon	0136 Federally Qualified Health Clinics (FQHC)	40 Health Department	4040 HEP DFWC Integrated Clinical Services	40 HEP DFWC Primary Care Clinics	2170600 HEP DFWC PC Mid County Clinic		5600 JT001-06 2020 to 40 FQHC PC Mid County Clinic																																									
JRNL-00000001 - 1000 - Multnomah County - 10/31/2021 - FY22-04 - Period Close Release - Expense	JRNL-00000001 - 1000 - Multnomah County - 10/31/2021 - FY22-04 - Period Close Release - Expense - Payroll Accruals - Bank Book	JRNL-F1QS-0007804			Posted	Yes	Manual Journal - Correcting Entry			12/31/2021	12/31/2021	2022	06	60000 Permanent	46.17	DR	9999999 - Related Workings Fx Clearing Expenditure				00374 Fee for Services (FFS) - Medicaid	0136 Federally Qualified Health Clinics (FQHC)	40 Health Department	4040 HEP DFWC Integrated Clinical Services	40 HEP DFWC Primary Care Clinics	4140900 HEP DFWC Reynolds		5600 JAN01-06 2020 to 40 FQHC Medicaid PTE - OSAP																																									
JRNL-00000001 - 1000 - Multnomah County - 10/31/2021 - FY22-04 - Period Close Release - Expense	JRNL-00000001 - 1000 - Multnomah County - 10/31/2021 - FY22-04 - Period Close Release - Expense - Payroll Accruals - Bank Book	JRNL-F1QS-0007804			Posted	Yes	Manual Journal - Correcting Entry			12/31/2021	12/31/2021	2022	06	60000 Indirect Expense	128.55	DR	9999999 - Indirect Expense (Indirect Expense)				00374 Fee for Services (FFS) - Medicaid	0136 Federally Qualified Health Clinics (FQHC)	40 Health Department	4040 HEP DFWC Integrated Clinical Services	40 HEP DFWC Primary Care Clinics	2170600 HEP DFWC PC Mid County Clinic		5600 JT001-06 2020 to 40 FQHC PC Mid County Clinic																																									
JRNL-00000001 - 1000 - Multnomah County - 10/31/2021 - FY22-04 - Period Close Release - Expense	JRNL-00000001 - 1000 - Multnomah County - 10/31/2021 - FY22-04 - Period Close Release - Expense - Payroll Accruals - Bank Book	JRNL-F1QS-0007804			Posted	Yes	Manual Journal - Correcting Entry			12/31/2021	12/31/2021	2022	06	60730 Salary Related	17.37	DR	9999999 - Related Workings Fx Clearing Expenditure				00377 Fee for Services (FFS) - Medicaid - Care Oregon	0136 Federally Qualified Health Clinics (FQHC)	40 Health Department	4040 HEP DFWC Integrated Clinical Services	40 HEP DFWC Primary Care Clinics	4140900 HEP DFWC Reynolds		5600 JAN01-06 2020 to 40 FQHC Medicaid PTE - OSAP																																									
JRNL-00000001 - 1000 - Multnomah County - 10/31/2021 - FY22-04 - Period Close Release - Expense	JRNL-00000001 - 1000 - Multnomah County - 10/31/2021 - FY22-04 - Period Close Release - Expense - Payroll Accruals - Bank Book	JRNL-F1QS-0007804			Posted	Yes	Manual Journal - Correcting Entry			12/31/2021	12/31/2021	2022	06	60140 Insurance Benefits	29.94	DR	9999999 - Related Workings Fx Clearing Expenditure				00377 Fee for Services (FFS) - Medicaid - Care Oregon	0136 Federally Qualified Health Clinics (FQHC)	40 Health Department	4040 HEP DFWC Integrated Clinical Services	40 HEP DFWC Primary Care Clinics	4140900 HEP DFWC Reynolds		5600 JAN01-06 2020 to 40 FQHC Medicaid PTE - OSAP																																									
JRNL-00000001 - 1000 - Multnomah County - 10/31/2021 - FY22-04 - Period Close Release - Expense	JRNL-00000001 - 1000 - Multnomah County - 10/31/2021 - FY22-04 - Period Close Release - Expense - Payroll Accruals - Bank Book	JRNL-F1QS-0007804			Posted	Yes	Manual Journal - Correcting Entry			12/31/2021	12/31/2021	2022	06	60050 Indirect Expense	10.09	DR	9999999 - Indirect Expense (Indirect Expense)				00377 Fee for Services (FFS) - Medicaid - Care Oregon	0136 Federally Qualified Health Clinics (FQHC)	40 Health Department	4040 HEP DFWC Integrated Clinical Services	40 HEP DFWC Primary Care Clinics	4140900 HEP DFWC Reynolds		5600 JAN01-06 2020 to 40 FQHC Medicaid PTE - OSAP																																									
JRNL-00000001 - 1000 - Multnomah County - 10/31/2021 - FY22-04 - Period Close Release - Expense	JRNL-00000001 - 1000 - Multnomah County - 10/31/2021 - FY22-04 - Period Close Release - Expense - Payroll Accruals - Bank Book	JRNL-F1QS-0007804			Posted	Yes	Manual Journal - Correcting Entry			12/31/2021	12/31/2021	2022	06	60050 Indirect Expense	27.171	DR	9999999 - Indirect Expense (Indirect Expense)				00374 Fee for Services (FFS) - Medicaid	0136 Federally Qualified Health Clinics (FQHC)	40 Health Department	4040 HEP DFWC Integrated Clinical Services	40 HEP DFWC Primary Care Clinics	2170600 HEP DFWC PC Mid County Clinic		5600 JT001-06 2020 to 40 FQHC PC Mid County Clinic																																									
JRNL-00000001 - 1000 - Multnomah County - 10/31/2021 - FY22-04 - Period Close Release - Expense	JRNL-00000001 - 1000 - Multnomah County - 10/31/2021 - FY22-04 - Period Close Release - Expense - Payroll Accruals - Bank Book	JRNL-F1QS-0007804			Posted	Yes	Manual Journal - Correcting Entry			12/31/2021	12/31/2021	2022	06	60730 Salary Related	17.37	DR	9999999 - Related Workings Fx Clearing Expenditure				00377 Fee for Services (FFS) - Medicaid - Care Oregon	0136 Federally Qualified Health Clinics (FQHC)	40 Health Department	4040 HEP DFWC Integrated Clinical Services	40 HEP DFWC Primary Care Clinics	4140900 HEP DFWC Reynolds		5600 JAN01-06 2020 to 40 FQHC Medicaid PTE - OSAP																																									
JRNL-00000001 - 1000 - Multnomah County - 10/31/2021 - FY22-04 - Period Close Release - Expense	JRNL-00000001 - 1000 - Multnomah County - 10/31/2021 - FY22-04 - Period Close Release - Expense - Payroll Accruals - Bank Book	JRNL-F1QS-0007804			Posted	Yes	Manual Journal - Correcting Entry			12/31/2021	12/31/2021	2022	06	60140 Insurance Benefits	29.94	DR	9999999 - Related Workings Fx Clearing Expenditure				00377 Fee for Services (FFS) - Medicaid - Care Oregon	0136 Federally Qualified Health Clinics (FQHC)	40 Health Department	4040 HEP DFWC Integrated Clinical Services	40 HEP DFWC Primary Care Clinics	4140900 HEP DFWC Reynolds		5600 JAN01-06 2020 to 40 FQHC Medicaid PTE - OSAP																																									
JRNL-00000001 - 1000 - Multnomah County - 10/31/2021 - FY22-04 - Period Close Release - Expense	JRNL-00000001 - 1000 - Multnomah County - 10/31/2021 - FY22-04 - Period Close Release - Expense - Payroll Accruals - Bank Book	JRNL-F1QS-0007804			Posted	Yes	Manual Journal - Correcting Entry			12/31/2021	12/31/2021	2022	06	60050 Indirect Expense	21.37	DR	9999999 - Related Workings Fx Clearing Expenditure				00374 Fee for Services (FFS) - Patient Fees Dx Party	0136 Federally Qualified Health Clinics (FQHC)	40 Health Department	4040 HEP DFWC Integrated Clinical Services	40 HEP DFWC Primary Care Clinics	2170600 HEP DFWC PC Mid County Clinic		5600 JT001-06 2020 to 40 FQHC PC Mid County Clinic																																									
JRNL-00000001 - 1000 - Multnomah County - 10/31/2021 - FY22-04 - Period Close Release - Expense	JRNL-00000001 - 1000 - Multnomah County - 10/31/2021 - FY22-04 - Period Close Release - Expense - Payroll Accruals - Bank Book	JRNL-F1QS-0007804			Posted	Yes	Manual Journal - Correcting Entry			12/31/2021	12/31/2021	2022	06	60050 Communications	19.03	CR	9999999 - Related Workings Fx Clearing Expenditure				00377 Fee for Services (FFS) - Medicaid - Care Oregon	0136 Federally Qualified Health Clinics (FQHC)	40 Health Department	4040 HEP DFWC Integrated Clinical Services	40 HEP DFWC Quality and Compliance	4140600 HEP DFWC ICS Medical Records		5600 JT001-06 2020 to 40 FQHC ICS Medical Records																																									
JRNL-00000001 - 1000 - Multnomah County - 10/31/2021 - FY22-04 - Period Close Release - Expense	JRNL-00000001 - 1000 - Multnomah County - 10/31/2021 - FY22-04 - Period Close Release - Expense - Payroll Accruals - Bank Book	JRNL-F1QS-0007804			Posted	Yes	Manual Journal - Correcting Entry			12/31/2021	12/31/2021	2022	06	60050 Indirect Expense	21.34	DR	9999999 - Indirect Expense (Indirect Expense)				00374 Fee for Services (FFS) - Patient Fees Dx Party	0136 Federally Qualified Health Clinics (FQHC)	40 Health Department	4040 HEP DFWC Integrated Clinical Services	40 HEP DFWC Primary Care Clinics	2170600 HEP DFWC PC Mid County Clinic		5600 JT001-06 2020 to 40 FQHC PC Mid County Clinic																																									
JRNL-00000001 - 1000 - Multnomah County - 10/31/2021 - FY22-04 - Period Close Release - Expense	JRNL-00000001 - 1000 - Multnomah County - 10/31/2021 - FY22-04 - Period Close Release - Expense - Payroll Accruals - Bank Book	JRNL-F1QS-0007804			Posted	Yes	Manual Journal - Correcting Entry			12/31/2021	12/31/2021	2022	06	60050 Indirect Expense	(68.08)	CR	9999999 - Indirect Expense (Indirect Expense)				00383 Health Department FQHC Fund	0030 Health Services	40 Health Department	4040 HEP DFWC Integrated Clinical Services	40 HEP DFWC Quality and Compliance	4140600 HEP DFWC ICS Medical Records		5600 JT001-06 2020 to 40 FQHC ICS Medical Records																																									
JRNL-00000001 - 1000 - Multnomah County - 10/31/2021 - FY22-04 - Period Close Release - Expense	JRNL-00000001 - 1000 - Multnomah County - 10/31/2021 - FY22-04 - Period Close Release - Expense - Payroll Accruals - Bank Book	JRNL-F1QS-0007804			Posted	Yes	Manual Journal - Correcting Entry			12/31/2021	12/31/2021	2022	06	60730 Salary Related	40.63	DR	9999999 - Related Workings Fx Clearing Expenditure				00374 Fee for Services (FFS) - Patient Fees Dx Party	0136 Federally Qualified Health Clinics (FQHC)	40 Health Department	4040 HEP DFWC Integrated Clinical Services	40 HEP DFWC Primary Care Clinics	2170600 HEP DFWC PC North Portland Clinic		5600 JT001-06 2020 to 40 FQHC PC North Portland Clinic																																									
JRNL-00000001 - 1000 - Multnomah County - 10/31/2021 - FY22-04 - Period Close Release - Expense	JRNL-00000001 - 1000 - Multnomah County - 10/31/2021 - FY22-04 - Period Close Release - Expense - Payroll Accruals - Bank Book	JRNL-F1QS-0007804			Posted	Yes	Manual Journal - Correcting Entry			12/31/2021	12/31/2021	2022	06	60140 Insurance Benefits	12.74	DR	9999999 - Related Workings Fx Clearing Expenditure				00374 Fee for Services (FFS) - Patient Fees Dx Party	0136 Federally Qualified Health Clinics (FQHC)	40 Health Department	4040 HEP DFWC Integrated Clinical Services	40 HEP DFWC Primary Care Clinics	2170600 HEP DFWC PC North Portland Clinic		5600 JT001-06 2020 to 40 FQHC PC North Portland Clinic																																									
JRNL-00000001 - 1000 - Multnomah County - 10/31/2021 - FY22-04 - Period Close Release - Expense	JRNL-00000001 - 1000 - Multnomah County - 10/31/2021 - FY22-04 - Period Close Release - Expense - Payroll Accruals - Bank Book	JRNL-F1QS-0007804			Posted	Yes	Manual Journal - Correcting Entry			12/31/2021	12/31/2021	2022	06	60050 Indirect Expense	(238.22)	CR	9999999 - Indirect Expense (Indirect Expense)				00377 Fee for Services (FFS) - FQHC Medicaid Wraparound	0136 Federally Qualified Health Clinics (FQHC)	40 Health Department	4040 HEP DFWC Integrated Clinical Services	40 HEP DFWC Primary Care Clinics	2170600 HEP DFWC PC North Portland Clinic		5600 JT001-06 2020 to 40 FQHC PC North Portland Clinic																																									
JRNL-00000001 - 1000 - Multnomah County - 10/31/2021 - FY22-04 - Period Close Release - Expense	JRNL-00000001 - 1000 - Multnomah County - 10/31/2021 - FY22-04 - Period Close Release - Expense - Payroll Accruals - Bank Book	JRNL-F1QS-0007804			Posted	Yes	Manual Journal - Correcting Entry			12/31/2021	12/31/2021	2022	06	60140 Insurance Benefits	52.67	DR	9999999 - Related Workings Fx Clearing Expenditure				00377 Fee for Services (FFS) - FQHC Medicaid Wraparound	0136 Federally Qualified Health Clinics (FQHC)	40 Health Department	4040 HEP DFWC Integrated Clinical Services	40 HEP DFWC Primary Care Clinics	2170600 HEP DFWC PC North Portland Clinic		5600 JT001-06 2020 to 40 FQHC PC North Portland Clinic																																									
JRNL-00000001 - 1000 - Multnomah County - 10/31/2021 - FY22-04 - Period Close Release - Expense	JRNL-00000001 - 1000 - Multnomah County - 10/31/2021 - FY22-04 - Period Close Release - Expense - Payroll Accruals - Bank Book	JRNL-F1QS-0007804			Posted	Yes	Manual Journal - Correcting Entry			12/31/2021	12/31/2021	2022	06	60730 Salary Related	29.95	DR	9999999 - Related Workings Fx Clearing Expenditure				00374 Fee for Services (FFS) - Patient Fees Dx Party	0136 Federally Qualified Health Clinics (FQHC)	40 Health Department	4040 HEP DFWC Integrated Clinical Services	40 HEP DFWC Primary Care Clinics	4140900 HEP DFWC Reynolds		5600 JAN01-06 2020 to 40 FQHC Medicaid PTE - OSAP																																									
JRNL-00000001 - 1000 - Multnomah County - 10/31/2021 - FY22-04 - Period Close Release - Expense	JRNL-00000001 - 1000 - Multnomah County - 10/31/2021 - FY22-04 - Period Close Release - Expense - Payroll Accruals - Bank Book	JRNL-F1QS-0007804			Posted	Yes	Manual Journal - Correcting Entry			12/31/2021	12/31/2021	2022	06	60050 Indirect Expense	63.43	DR	9999999 - Indirect Expense (Indirect Expense)				00374 Fee for Services (FFS) - Patient Fees Dx Party	0136 Federally Qualified Health Clinics (FQHC)	40 Health Department	4040 HEP DFWC Integrated Clinical Services	40 HEP DFWC Primary Care Clinics	2170600 HEP DFWC PC North Portland Clinic		5600 JT001-06 2020 to 40 FQHC PC North Portland Clinic																																									
JRNL-00000001 - 1000 - Multnomah County - 10/31/2021 - FY22-04 - Period Close Release - Expense	JRNL-00000001 - 1000 - Multnomah County - 10/31/2021 - FY22-04 - Period Close Release - Expense - Payroll Accruals - Bank Book	JRNL-F1QS-0007804			Posted	Yes	Manual Journal - Correcting Entry			12/31/2021	12/31/2021	2022	06	60140 Insurance Benefits	24.16	DR	9999999 - Related Workings Fx Clearing Expenditure				00377 Fee for Services (FFS) - FQHC Medicaid Wraparound	0136 Federally Qualified Health Clinics (FQHC)	40 Health Department	4040 HEP DFWC Integrated Clinical Services	40 HEP DFWC Primary Care Clinics	2170600 HEP DFWC PC North Portland Clinic		5600 JT001-06 2020 to 40 FQHC PC North Portland Clinic																																									
JRNL-00000001 - 1000 - Multnomah County - 10/31/2021 - FY22-04 - Period Close Release - Expense	JRNL-00000001 - 1000 - Multnomah County - 10/31/2021 - FY22-04 - Period Close Release - Expense - Payroll Accruals - Bank Book	JRNL-F1QS-0007804			Posted	Yes	Manual Journal - Correcting Entry			12/31/2021	12/31/2021	2022	06	60730 Salary Related	101.68	DR	9999999 - Related Workings Fx Clearing Expenditure				00374 Fee for Services (FFS) - Patient Fees Dx Party	0136 Federally Qualified Health Clinics (FQHC)	40 Health Department	4040 HEP DFWC Integrated Clinical Services	40 HEP DFWC Primary Care Clinics	4140900 HEP DFWC Reynolds		5600 JAN01-06 2020 to 40 FQHC Medicaid PTE - OSAP																																									
JRNL-00000001 - 1000 - Multnomah County - 10/31/2021 - FY22-04 - Period Close Release - Expense	JRNL-00000001 - 1000 - Multnomah County - 10/31/2021 - FY22-04 - Period Close Release - Expense - Payroll Accruals - Bank Book	JRNL-F1QS-0007804			Posted	Yes	Manual Journal - Correcting Entry			12/31/2021	12/31/2021	2022	06	60000 Permanent	56.45	DR	9999999 - Related Workings Fx Clearing Expenditure				00374 Fee for Services (FFS) - Patient Fees Dx Party	0136 Federally Qualified Health Clinics (FQHC)	40 Health Department	4040 HEP DFWC Integrated Clinical Services	40 HEP DFWC Primary Care Clinics	4140900 HEP DFWC Reynolds		5600 JAN01-06 2020 to 40 FQHC Medicaid PTE - OSAP																																									
JRNL-00000001 - 1000 - Multnomah County - 10/31/2021 - FY22-04 - Period Close Release - Expense	JRNL-00000001 - 1000 - Multnomah County - 10/31/2021 - FY22-04 - Period Close Release - Expense - Payroll Accruals - Bank Book	JRNL-F1QS-0007804			Posted	Yes	Manual Journal - Correcting Entry			12/31/2021	12/31/2021	2022	06	60000 Permanent	263.73	DR	9999999 - Related Workings Fx Clearing Expenditure				00377 Fee for Services (FFS) - FQHC Medicaid Wraparound	0136 Federally Qualified Health Clinics (FQHC)	40 Health Department	4040 HEP DFWC Integrated Clinical Services	40 HEP DFWC Primary Care Clinics	2170600 HEP DFWC PC North Portland Clinic		5600 JT001-06 2020 to 40 FQHC PC North Portland Clinic																																									
JRNL-00000001 - 1000 - Multnomah County - 10/31/2021 - FY22-04 - Period Close Release - Expense	JRNL-00000001 - 1000 - Multnomah County - 10/31/2021 - FY22-04 - Period Close Release - Expense - Payroll Accruals - Bank Book	JRNL-F1QS-0007804			Posted	Yes	Manual Journal - Correcting Entry			12/31/2021	12/31/2021	2022	06	60140 Insurance Benefits	169.44	DR	9999999 - Related Workings Fx Clearing Expenditure				00374 Fee for Services (FFS) - Patient Fees Dx Party	0136 Federally Qualified Health Clinics (FQHC)	40 Health Department	4040 HEP DFWC Integrated Clinical Services	40 HEP DFWC Primary Care Clinics	2170600 HEP DFWC PC North Portland Clinic		5600 JT001-06 2020 to 40 FQHC PC North Portland Clinic																																									
JRNL-00000001 - 1000 - Multnomah County - 10/31/2021 - FY22-04 - Period Close Release - Expense	JRNL-00000001 - 1000 - Multnomah County - 10/31/2021 - FY22-04 - Period Close Release - Expense - Payroll Accruals - Bank Book	JRNL-F1QS-0007804			Posted	Yes	Manual Journal - Correcting Entry			12/31/2021	12/31/2021	2022	06	60050 Indirect Expense	179.47	DR	9999999 - Indirect Expense (Indirect Expense)				00377 Fee for Services (FFS) - FQHC Medicaid Wraparound	0136 Federally Qualified Health Clinics (FQHC)	40 Health Department	4040 HEP DFWC Integrated Clinical Services	40 HEP DFWC Primary Care Clinics	2170600 HEP DFWC PC North Portland Clinic		5600 JT001-06 2020 to 40 FQHC PC North Portland Clinic																																									
JRNL-00000001 - 1000 - Multnomah County - 10/31/2021 - FY22-04 - Period Close Release - Expense	JRNL-00000001 - 1000 - Multnomah County - 10/31/2021 - FY22-04 - Period Close Release - Expense - Payroll Accruals - Bank Book	JRNL-F1QS-0007804			Posted	Yes	Manual Journal - Correcting Entry			12/31/2021	12/31/2021	2022	06	60730 Salary Related	2,647.22	DR	9999999 - Related Workings Fx Clearing Expenditure				00374 Fee for Services (FFS) - Patient Fees Dx Party	0136 Federally Qualified Health Clinics (FQHC)	40 Health Department	4040 HEP DFWC Integrated Clinical Services	40 HEP DFWC Primary Care Clinics	4140900 HEP DFWC Reynolds		5600 JAN01-06 2020 to 40 FQHC Medicaid PTE - OSAP																																									
JRNL-00000001 - 1000 - Multnomah County - 10/31/2021 - FY22-04 - Period Close Release - Expense	JRNL-00000001 - 1000 - Multnomah County - 10/31/2021 - FY22-04 - Period Close Release - Expense - Payroll Accruals - Bank Book	JRNL-F1QS-0007804			Posted	Yes	Manual Journal - Correcting Entry			12/31/2021	12/31/2021	2022	06	60050 Indirect Expense	34.14	DR	9999999 - Indirect Expense (Indirect Expense)				00377 Fee for Services (FFS) - FQHC Medicaid Wraparound	0136 Federally Qualified Health Clinics (FQHC)	40 Health Department	4040 HEP DFWC Integrated Clinical Services	40 HEP DFWC Primary Care Clinics	2170600 HEP DFWC PC Northeast Clinic		5600 JT001-06 2020 to 40 FQHC PC Northeast Medad Clinic																																									
JRNL-00000001 - 1000 - Multnomah County - 10/31/2021 - FY22-04 - Period Close Release - Expense	JRNL-00000001 - 1000 - Multnomah County - 10/31/2021 - FY22-04 - Period Close Release - Expense - Payroll Accruals - Bank Book	JRNL-F1QS-0007804			Posted	Yes	Manual Journal - Correcting Entry			12/31/2021	12/31/2021	2022	06	60140 Insurance Benefits	53.97	DR	9999999 - Related Workings Fx Clearing Expenditure				00377 Fee for Services (FFS) - FQHC Medicaid Wraparound	0136 Federally Qualified Health Clinics (FQHC)	40 Health Department	4040 HEP DFWC Integrated Clinical Services	40 HEP DFWC Primary Care Clinics	2170600 HEP DFWC PC Northeast Clinic		5600 JT001-06 2020 to 40 FQHC PC Northeast Medad Clinic																																									
JRNL-00000001 - 1000 - Multnomah County - 10/31/2021 - FY22-04 - Period Close Release - Expense	JRNL-00000001 - 1000 - Multnomah County - 10/31/2021 - FY22-04 - Period Close Release - Expense - Payroll Accruals - Bank Book	JRNL-F1QS-0007804			Posted	Yes	Manual Journal - Correcting Entry			12/31/2021	12/31/2021	2022	06	60730 Salary Related	101.68	DR	9999999 - Related Workings Fx Clearing Expenditure				00374 Fee for Services (FFS) - Patient Fees Dx Party	0136 Federally Qualified Health Clinics (FQHC)	40 Health Department	4040 HEP DFWC Integrated Clinical Services	40 HEP DFWC Primary Care Clinics	4140900 HEP DFWC Reynolds		5600 JAN01-06 2020 to 40 FQHC Medicaid PTE - OSAP																																									
JRNL-00000001 - 1000 - Multnomah County - 10/31/2021 - FY22-04 - Period Close Release - Expense	JRNL-00000001 - 1000 - Multnomah County - 10/31/2021 - FY22-04 - Period Close Release - Expense - Payroll Accruals - Bank Book	JRNL-F1QS-0007804			Posted	Yes	Manual Journal - Correcting Entry			12/31/2021	12/31/2021	2022	06	60000 Permanent	263.73	DR	9999999 - Related Workings Fx Clearing Expenditure				00377 Fee for Services (FFS) - FQHC Medicaid Wraparound	0136 Federally Qualified Health Clinics (FQHC)	40 Health Department	4040 HEP DFWC Integrated Clinical Services	40 HEP DFWC Primary Care Clinics	2170600 HEP DFWC PC Northeast Clinic		5600 JT001-06 2020 to 40 FQHC PC Northeast Medad Clinic																																									
JRNL-00000001 - 1000 - Multnomah County - 10/31/2021 - FY22-04 - Period Close Release - Expense	JRNL-00000001 - 1000 - Multnomah County - 10/31/2021 - FY22-04 - Period Close Release - Expense - Payroll Accruals - Bank Book	JRNL-F1QS-0007804			Posted	Yes	Manual Journal - Correcting Entry			12/31/2021	12/31/2021	2022	06	60050 Indirect Expense	117.42	DR	9999999 - Indirect Expense (Indirect Expense)				00374 Fee for Services (FFS) - Patient Fees Dx Party	0136 Federally Qualified Health Clinics (FQHC)	40 Health Department	4040 HEP DFWC Integrated Clinical Services	40 HEP DFWC Primary Care Clinics	2170600 HEP DFWC PC Northeast Clinic		5600 JT001-06 2020 to 40 FQHC PC Northeast Medad Clinic																																									
JRNL-00000001 - 1000 - Multnomah County - 10/31/2021 - FY22-04 - Period Close Release - Expense	JRNL-00000001 - 1000 - Multnomah County - 10/31/2021 - FY22-04 - Period Close Release - Expense - Payroll Accruals - Bank Book	JRNL-F1QS-0007804			Posted	Yes	Manual Journal - Correcting Entry			12/31/2021	12/31/2021	2022	06	60140 Insurance Benefits	169.01	DR	9999999 - Related Workings Fx Clearing Expenditure				00377 Fee for Services (FFS) - FQHC Medicaid Wraparound	0136 Federally Qualified Health Clinics (FQHC)	40 Health Department	4040 HEP DFWC Integrated Clinical Services	40 HEP DFWC Primary Care Clinics	2170600 HEP DFW

| Journal | Journal Description | Journal Sequence Number | Operational Transaction | Operational Transaction Sub-Account | Status | From Web Service | Source | Income type | Book Code | Operational Transaction Date | Accounting Date | Fiscal Year | Fiscal Period | Ledger Account | Amount | DR/CR | Spend Category | Pay Component | Revenue Category | Posting Rule Overrides | Fund | Business Unit | Department | Division | Program Group | Cost Center | Grant | Miscellaneous Other Analytic/Structure | Project | Project Phase | Project Task | Project Plan Task | Tringa Project ID | Tringa Building ID | Location | Header Memo | Line Memo | Supplier ID | Supplier Name | Supplier Contract | Purchase Orders | Supplier Invoice / Payment Date | Culturally Specific Services | Customer ID | Customer Name | Sponsor ID | Sponsor Name | Created by | Created Date | Approved by | Approved Date | Bank Account | Ad Hoc Payer | Ad Hoc Payer Category | Antifraud Tree Type | CFDA Number | CFDA Description | Federal Award ID # (FAIN) | Budget Date | Match ID | Match Type | Transaction Match Date | Matching Rev ID |
|---|---|---

| Journal | Journal | Journal Sequence Number | Operational Transaction | Operational Transaction Not Journal | Status | From Web Service | Source | Income type | Book Code | Operational Transaction Date | Accounting Date | Fiscal Year | Fiscal Period | Ledger Account | Amount | DR/CR | Spend Category | Pay Component | Revenue Category | Posting Rule Description | Fund | Business Unit | Department | Division | Program Group | Cost Center | Grant | Miscellaneous Other Funding Minimum | Project | Project Phase | Project Task | Project Plan Task | Tringa Project ID | Tringa Building ID | Location | Header Memo | Line Memo | Supplier ID | Supplier Name | Supplier Contract | Purchase Orders | Supplier Invoice Payment Date | Culturally Specific Services | Customer ID | Customer Name | Sponsor ID | Sponsor Name | Created by | Created Date | Approved by | Approved Date | Bank Account | Ad Hoc Payee | Ad Hoc Payee Category | Antifraud Tree Type | CFDA Number | CFDA Description | Federal Award ID # (FAIN) | Budget Date | Match ID | Match Type | Transaction Match Date | Matching Rec ID |
|---|---|---

| Journal | Journal | Journal Sequence Number | Operational Transaction | Operational Transaction Not Journal | Status | From Web Service | Source | Income type | Book Code | Operational Transaction Date | Accounting Date | Fiscal Year | Fiscal Period | Ledger Account | Amount | DR/CR | Spend Category | Pay Component | Revenue Category | Posting Rule Description | Fund | Business Unit | Department | Division | Program Group | Cost Center | Grant | Miscellaneous Other Analytic Structure | Project | Project Phase | Project Task | Project Plan Task | Intrag Project ID | Intrag Building ID | Location | Header Memo | Line Memo | Supplier ID | Supplier Name | Supplier Contract | Purchase Orders | Supplier Invoice Payment Date | Culturally Specific Services | Customer ID | Customer Name | Sponsor ID | Sponsor Name | Created by | Created Date | Approved by | Approved Date | Bank Account | Ad Hoc Payee | Ad Hoc Payee Category | Jentfund Tree Type | CFDA Number | CFDA Description | Federal Award ID # (FAIN) | Budget Date | Match ID | Match Type | Transaction Match Date | Matching Rec ID |
|---|---|---

| Journal | Journal | Journal Sequence Number | Operational Transaction | Operational Transaction Non-Journal | Status | From Web Service | Source | Income type | Book Code | Operational Transaction Date | Accounting Date | Fiscal Year | Fiscal Period | Ledger Account | Amount | DR/CR | Spend Category | Pay Component | Revenue Category | Posting Rule Overrides | Fund | Business Unit | Department | Division | Program Group | Cost Center | Grant | Miscellaneous Other Accounting Dimension | Project | Project Phase | Project Task | Project Plan Task | Tringa Project ID | Tringa Building ID | Location | Header Memo | Line Memo | Supplier ID | Supplier Name | Supplier Contract | Purchase Orders | Supplier Invoice / Payment Item | Culturally Specific Services | Customer ID | Customer Name | Sponsor ID | Sponsor Name | Created by | Created Date | Approved by | Approved Date | Bank Account | Ach Rec Payee | Ach Rec Payee Category | Antdimvalt Tree Type | CFDA Number | CFDA Description | Federal Award ID # (FAIN) | Budget Date | Match ID | Match Type | Transaction Match Date | Matching Rec ID |
|---|---|---

| Journal | Journal | Journal Sequence Number | Operational Transaction | Operational Transaction Non-Unique | Status | From Web Service | Source | Income type | Book Code | Operational Transaction Date | Accounting Date | Fiscal Year | Fiscal Period | Ledger Account | Amount | DR/CR | Spend Category | Pay Component | Revenue Category | Posting Rule Description | Fund | Business Unit | Department | Division | Program Group | Cost Center | Grant | Miscellaneous Other Holding Structure | Project | Project Phase | Project Task | Project Plan Task | Tringa Project ID | Tringa Building ID | Location | Header Memo | Line Memo | Supplier ID | Supplier Name | Supplier Contract | Purchase Orders | Supplier Invoice / Payment Date | Culturally Specific Services | Customer ID | Customer Name | Sponsor ID | Sponsor Name | Created by | Created Date | Approved by | Approved Date | Bank Account | Ach Rec Payee | Ach Rec Payee Category | Antdrland Tree Type | CFDA Number | CFDA Description | Federal Award ID # (FAIN) | Budget Date | Match ID | Match Type | Transaction Match Date | Matching Rec ID |
|---|---|---

| Journal | Journal | Journal Sequence Number | Operational Transaction | Operational Transaction Sub Account | Status | From Web Service | Source | Income type | Book Code | Operational Transaction Date | Accounting Date | Fiscal Year | Fiscal Period | Ledger Account | Amount | DR/CR | Spend Category | Pay Component | Revenue Category | Posting Rule Describe | Fund | Business Unit | Department | Division | Program Group | Cost Center | Grant | Miscellaneous Other Costing Attributes | Project | Project Phase | Project Task | Project Plan Task | Tringa Project ID | Tringa Building ID | Location | Header Memo | Line Memo | Supplier ID | Supplier Name | Supplier Contract | Purchase Orders | Supplier Invoice / Payment Date | Culturally Specific Services | Customer ID | Customer Name | Sponsor ID | Sponsor Name | Created by | Created Date | Approved by | Approved Date | Bank Account | Ach Rec Payee | Ach Rec Payee Category | Antdrivant Tree Type | CFDA Number | CFDA Description | Federal Award ID # (FAIN) | Budget Date | Match ID | Match Type | Transaction Match Date | Matching Rec-ID |
|---|---|---

| Journal | Journal Description | Journal Sequence Number | Operational Transaction | Operational Transaction Sub-Account | Status | From Web Service | Source | Income type | Book Code | Operational Transaction Date | Accounting Date | Fiscal Year | Fiscal Period | Ledger Account | Amount | DR/CR | Spend Category | Pay Component | Revenue Category | Posting Rule Description | Fund | Business Unit | Department | Division | Program Group | Cost Center | Grant | Miscellaneous Other Costing Attributes | Project | Project Phase | Project Task | Project Plan Task | Tringa Project ID | Tringa Building ID | Location | Header Memo | Line Memo | Supplier ID | Supplier Name | Supplier Contract | Purchase Orders | Supplier Invoice / Payment Date | Culturally Specific Services | Customer ID | Customer Name | Sponsor ID | Sponsor Name | Created by | Created Date | Approved by | Approved Date | Bank Account | Ach Rec Payee | Ach Rec Payee Category | Antdtional Tree Type | CFDA Number | CFDA Description | Federal Award ID # (FAIN) | Budget Date | Match ID | Match Type | Transaction Match Date | Matching Rec ID |
|---|---|---

| Journal | Journal Sequence Number | Journal | Operational Transaction | Operational Transaction Sub Account | Status | From Web Service | Source | Income type | Book Code | Operational Transaction Date | Accounting Date | Fiscal Year | Fiscal Period | Ledger Account | Amount | DR/CR | Spend Category | Pay Component | Revenue Category | Posting Rule Overrides | Fund | Business Unit | Department | Division | Program Group | Cost Center | Grant | Miscellaneous Other Grouping Attributes | Project | Project Phase | Project Task | Project Plan Task | Tritiga Project ID | Tritiga Building ID | Location | Header Memo | Line Memo | Supplier ID | Supplier Name | Supplier Contract | Purchase Orders | Supplier Invoice / Payment Date | Culturally Specific Services | Customer ID | Customer Name | Sponsor ID | Sponsor Name | Created by | Created Date | Approved by | Approved Date | Bank Account | Ach Rec Payee | Ach Rec Payee Category | Antdrland Tree Type | CFDA Number | CFDA Description | Federal Award ID # (FAIN) | Budget Date | Match ID | Match Type | Transaction Match Date | Matching Rec ID |
|---|---|---

| Journal | Journal Sequence Number | Journal Sequence Number Operational Transaction | Operational Transaction | Operational Transaction Non-Journal | Status | From Web Service | Source | Income type | Book Code | Operational Transaction Date | Accounting Date | Fiscal Year | Fiscal Period | Ledger Account | Amount | DR/CR | Spend Category | Pay Component | Revenue Category | Posting Rule Description | Fund | Business Unit | Department | Division | Program Group | Cost Center | Grant | Miscellaneous Other Accounting Activities | Project | Project Phase | Project Task | Project Plan Task | Tringa Project ID | Tringa Building ID | Location | Header Memo | Line Memo | Supplier ID | Supplier Name | Supplier Contract | Purchase Orders | Supplier Invoice / Payment Date | Culturally Specific Services | Customer ID | Customer Name | Sponsor ID | Sponsor Name | Created by | Created Date | Approved by | Approved Date | Bank Account | Ach Rec Payee | Ach Rec Payee Category | Antdrivant Tree Type | CFDA Number | CFDA Description | Federal Award ID # (FAIN) | Budget Date | Match ID | Match Type | Transaction Match Date | Matching Rec ID |
|---|---|---

| Journal | Journal Sequence Number | Journal Sequence Number Reversal | Operational Transaction | Operational Transaction Reversal | Status | From Web Service | Source | Income type | Book Code | Operational Transaction Date | Accounting Date | Fiscal Year | Fiscal Period | Ledger Account | Amount | DR/CR | Spend Category | Pay Component | Revenue Category | Posting Rule Describe | Fund | Business Unit | Department | Division | Program Group | Cost Center | Grant | Miscellaneous Other Financing Activities | Project | Project Phase | Project Task | Project Plan Task | Tringa Project ID | Tringa Building ID | Location | Header Memo | Line Memo | Supplier ID | Supplier Name | Supplier Contract | Purchase Orders | Supplier Invoice / Payment Date | Culturally Specific Services | Customer ID | Customer Name | Sponsor ID | Sponsor Name | Created by | Created Date | Approved by | Approved Date | Bank Account | Ach Rec Payee | Ach Rec Payee Category | Antifraud Tree Type | CFDA Number | CFDA Description | Federal Award ID # (FAIN) | Budget Date | Match ID | Match Type | Transaction Match Date | Matching Rec ID |
|---|---|---

| Journal | Journal Sequence Number | Journal Description | Operational Transaction | Operational Transaction Not Allowed | Status | From Web Service | Source | Income type | Book Code | Operational Transaction Date | Accounting Date | Fiscal Year | Fiscal Period | Ledger Account | Amount | DR/CR | Spend Category | Pay Component | Revenue Category | Posting Rule Overrides | Fund | Business Unit | Department | Division | Program Group | Cost Center | Grant | Miscellaneous Other Costing Elements | Project | Project Phase | Project Task | Project Plan Task | Tringa Project ID | Tringa Building ID | Location | Header Memo | Line Memo | Supplier ID | Supplier Name | Supplier Contract | Purchase Orders | Supplier Invoice / Payment Date | Culturally Specific Services | Customer ID | Customer Name | Sponsor ID | Sponsor Name | Created by | Created Date | Approved by | Approved Date | Bank Account | Ad Hoc Payee | Ad Hoc Payee Category | Attributed Time Type | CFDA Number | CFDA Description | Federal Award ID # (FAIN) | Budget Date | Match ID | Match Type | Transaction Match Date | Matching Rec-ID |
|---|---|---

| Journal | Journal Sequence Number | Journal Sequence Number Description | Operational Transaction | Operational Transaction Non-Journal | Status | From Web Service | Source | Income type | Book Code | Operational Transaction Date | Accounting Date | Fiscal Year | Fiscal Period | Ledger Account | Amount | DR/CR | Spend Category | Pay Component | Revenue Category | Posting Rule Overrides | Fund | Business Unit | Department | Division | Program Group | Cost Center | Grant | Miscellaneous Other Grouping Elements | Project | Project Phase | Project Task | Project Plan Task | Tringa Project ID | Tringa Building ID | Location | Header Memo | Line Memo | Supplier ID | Supplier Name | Supplier Contract | Purchase Orders | Supplier Invoice / Payment Item | Culturally Specific Services | Customer ID | Customer Name | Sponsor ID | Sponsor Name | Created by | Created Date | Approved by | Approved Date | Bank Account | Ad Hoc Payee | Ad Hoc Payee Category | Attributed Time Type | CPSA Number | CPSA Description | Federal Award ID # (FAIN) | Budget Date | Match ID | Match Type | Transaction Match Date | Matching Rev ID |
|---|---|---

| Journal | Journal | Journal Sequence Number | Operational Transaction | Operational Transaction Not Allowed | Status | From Web Service | Source | Income type | Book Code | Operational Transaction Date | Accounting Date | Fiscal Year | Fiscal Period | Ledger Account | Amount | DR/CR | Spend Category | Pay Component | Revenue Category | Posting Rule Overrides | Fund | Business Unit | Department | Division | Program Group | Cost Center | Grant | Miscellaneous Other Accounting Movement | Project | Project Phase | Project Task | Project Plan Task | Tringa Project ID | Tringa Building ID | Location | Header Memo | Line Memo | Supplier ID | Supplier Name | Supplier Contract | Purchase Orders | Supplier Invoice / Payment Date | Culturally Specific Services | Customer ID | Customer Name | Sponsor ID | Sponsor Name | Created by | Created Date | Approved by | Approved Date | Bank Account | Ad Hoc Payee | Ad Hoc Payee Category | Attributed Time Type | CFDA Number | CFDA Description | Federal Award ID # (FAIN) | Budget Date | Match ID | Match Type | Transaction Match Date | Matching Rec-ID |
|---|---|---

HRSA Financial Report Packet - February 14, 2022

2. Adjustments to Health Center General Fund, Sub-Funds & Transfers of Health Center Resources

community health center board

Multnomah County

From (Fund)	Fund No.	To (Fund)	Fund No.	To (Dept.)	Amount	Description	From cost object	To Cost Object
Animal Control Fund	1508	General Fund	1000	Community Services	1,398,043	Animal Services Client Services	903101	903100
Animal Control Fund	1508	General Fund	1000	Community Services	5,445	Animal Services Field Services	903301	903300
Animal Control Fund	1508	General Fund	1000	Community Services	247,448	Animal Services Animal Care	903201	903200
Animal Control Fund	1508	General Fund	1000	Community Services	10,000	Animal Services Animal Health	903501	903500
Health Headquarters Capital Fund	2510	General Fund	1000	Overall County	1,000,000	HDHQ Project Completion - Remaining Balance	902014	9500001000
Facilities Management Fund	3505	Capital Improvement Fund	2507	County Assets	159,708	CIP Fee from External Clients	782216	902900
Facilities Management Fund	3505	Asset Preservation Fund	2509	County Assets	170,626	Lease revenue from external clients allocated to capital programs	782216	902975
General Fund	1000	Animal Control Fund	1508	Community Services	300,000	Edgefield Sale Proceeds	103085	903403
General Fund	1000	IT Capital Fund	2508	County Assets	395,000	Technology Improvement Program-Long Term Care Eligibility Tracking System replacement	9500001000	709311
General Fund	1000	IT Capital Fund	2508	County Assets	205,000	Technology Improvement Program-Non-Medical Transportation and EP&R System Replacements	9500001000	709311
General Fund	1000	IT Capital Fund	2508	County Assets	245,000	Technology Improvement Program-SQL Server Upgrade and Migration	9500001000	709311
General Fund	1000	Asset Preservation Fund	2509	County Assets	2,420,000	South East Health Center	9500001000	P78 CP09 2020 49 02 - Design & Construction
General Fund	1000	Behavioral Resource Center Capital Fund	2516		13,700,000		9500001000	P78 CP16 2020 01 01 Planning

FISCAL YEAR 2021 SUB-FUND ACTIVITY
(10010 AND 10020)

FY2021 Beginning Working Capital	(8,040,318)
Revenues:	
50210:Non-governmental Grants, Operating	(11,760,625)
50236:Charges for Services, Intergovernmental	(42,627,559)
50400:Returns & Discounts Contra Revenue	524,868
	(53,863,316)
Expenditures:	
60000:Permanent	21,329,781
60100:Temporary	1,036,855
60110:Overtime	356,345
60120:Premium	294,456
60130:Salary Related	7,822,792
60135:Non Base Fringe	260,619
60140:Insurance Benefits	6,279,057
60141:Insurance Benefits - Medical Credits/Refunds	-
60145:Non Base Insurance	62,479
60155:Direct Client Assistance	58,159
60160:Pass-Through & Program Support	(104)
60170:Professional Services	2,372,493
60190:Utilities	3,997
60200:Communications	5,383
60210:Rentals	115,618
60220:Repairs & Maintenance	1,590
60240:Supplies	198,625
60246:Medical & Dental Supplies	582,164
60260:Training & Non-Local Travel	58,571
60270:Local Travel	22,575
60280:Insurance	156
60290:Software, Subscription Computing, Maintenance	115,772
60310:Pharmaceuticals	467,696
60320:Refunds	395
60340:Dues & Subscriptions	46,559
60350:Indirect Expense	3,879,965
60370:Internal Service Telecommunications	271,812
60380:Internal Service Data Processing	5,026,543
60410:Internal Service Fleet Services & Motor Pool	16,414
60430:Internal Service Facilities & Property Management	1,829,540
60432:Internal Service Enhanced Building Services	413,631
60435:Internal Service Facilities Service Requests	143,697
60440:Internal Service Other	44,060
60460:Internal Service Distribution & Records	229,254
60550:Capital Equipment - Expenditure	39,661
61200:Work-In-Progress (WIP) Labor Cost Recovery	1
	53,386,614
FY2021 Ending Balance	(8,517,020)

HRSA Financial Report Packet - February 14, 2022

3. Balance Sheet Accounts - Cash, Accounts Receivable, Reserves, Incentives & Accounts Payable

community health center board

Multnomah County

Department of County Management

Finance and Risk Management

Office of the Chief Financial Officer
501 SE Hawthorne Blvd. Suite 531
Portland, Oregon 97214

February 1, 2022

Subject: HRSA Financial Packet *(3. Balance sheet accounts such as cash, accounts receivable, reserves, incentives, accounts payable, 7. Balance sheet accounts – cash, accounts receivable, incentives, accounts payable, fund balance, 8. A balance sheet of projected quarterly balances for Health Center accounts such as cash, accounts receivable, incentives, accounts payable)*

Central Finance in coordination with Health Department Business Services is in the process of fully implementing an enterprise fund to account for all Health Center financial activities (beginning fiscal year 2022) in a dedicated accounting fund. The project has been laid out in two phases (Phase One – Income Statement and Phase Two - Balance Sheet). Phase One has been fully completed which included:

- Establishment of the new fund in the County's ERP system - Fund 3003
- County Board approved the establish and purpose of the new fund (fund resolution) - 9/30/2021
- County Board approved fiscal year 2022 budget appropriation within new fund - 9/30/2021
- CHCB approved fiscal year 2022 budget appropriation within new fund - 9/13/2021
- Master data (e.g. cost objects) has been set up in ERP system under new fund
- As of 10/1/2021 all expenditure and revenue activity for the Health Center is under Fund 3003 including wraparound and incentives revenues
- Revenue and expenditure activity/balances for July-Sept 2021 have been moved to Fund 3003 - 11/2021

Phase Two remains in an "**In Progress**" status with a completion date of June 30, 2022. The technical project team is working through the project plan, which includes the full conversion of historical Health Center balances within balance sheet ledger accounts (e.g. cash, equipment, accounts receivable, accounts payable, compensated absences, etc...). Balances will reported on both a modified and full accrual basis in the new dedicated fund. The project team is performing a detailed review of all Health Center activity for all applicable County balance sheet ledger accounts (200+ accounts). Attached, you will see Enterprise Fund Project Tracker, within the tracker, you will see key tasks, status, owner, and applicable due dates. The project team is progressing very well through the designated tasks. Routine progress updates will be provided to the Health Center CFO and CHCB as needed until full completion. The County understand the urgency of the full implementation and remains committed to an expedited timeline that incorporates best system/process practices for conversions.

Though Multnomah County cannot yet produce a segregated balance sheet for the Health Center, the County issued its Annual Comprehensive Financial Report (ACRF) on December 3rd 2021 for the fiscal year ended 6/30/21. See page 46-47 for Government-Wide Statement of Net Position, page 49-50 for Balance Sheet for Governmental Funds, and pages 25/254/256 for reports of Independent Auditor.

Sincerely,

Eric Arellano
Chief Financial Officer

ENTERPRISE FUND - PROJECT TRACKER

Link to Financial Report 6/30/21 ACRF

Project Status	Task Category	Area	Task Title	Task Details	Task Owner	Due Date (EOD)	Questions / Notes	ServiceNow Ticket
Completed	Pre-Work (Crosswalks)	FIN	Create cost objects crosswalk	Crosswalk existing cost centers, grants,	HD Finance	Fri Aug 27	9/9 @ 9:30 am update	
Completed	Pre-Work (Crosswalks)	FIN	Create position crosswalk	Crosswalk existing positions that need to	HD Finance	Fri Aug 27	Antoinette confirms that this will be 1:1 update of home	
Completed	Pre-Work (Crosswalks)	FIN	Review grants crosswalk	Fiscal Compliance reviews grants crosswalk	Fiscal Compliance	Tue Aug 31		
Completed	Master Data Creation	FIN	Create new fund(s)	If new fund will be charged indirect, also add to Non-Grant Indirect allocations. If new fund will receive monthly interest distribution, also add to MCR Period Close Interest Earnings Distribution. Set up 10-digit cost center	ERP Finance Support	Wed Sept 8		WRK0307453
Completed	Master Data Creation	FIN	Create new business unit	New business unit is needed for GW Statement of Activities. Use 0130 for code, emailed Sami / Cora with question about name. Remember to update business unit cheat sheet with new fund hierarchy override.	ERP Finance Support	Wed Sept 8		WRK0307475
Completed	Master Data Creation	FIN	Create cost centers and cost center hiearchies	Use EIB. Available and effective dates both 7/1/2021. MCR Data Audit - Cost Centers shows 61 cost centers in Division 40-70	HD Finance ERP Finance Support	Wed Sept 8		WRK0307507
Completed	Master Data Creation	FIN	Create grants and grant hierarchies	Use EIB. Available 7/1/2021. (No effective dating on grants.) MCR Related Worktags shows 281 grants in Division 40-70	HD Finance ERP Finance Support	Fri Sept 10		WRK0307552
Completed	Master Data Creation	FIN	Create MOCS and MOCS hierarchies	Use EIB. Available and effective dates both 7/1/2021. MCR Related Worktags shows 427 MOCS in Division 40-70	HD Finance ERP Finance Support	Fri Sept 10		WRK0307550
Completed	Master Data Creation	BUD	Questica moves budgeted dollars to new cost objects	New cost objects can be created on independent tracks in Questica and Workday, but only if crosswalk is FINAL with new cost objects! Questica placeholders would be VERY painful.	Central Budget Office	Fri Sept 10	Ashlye expects this to be completed 9/16 or 9/17	
Completed	Master Data Creation	BUD	Questica moves budgeted positions to new cost objects		Central Budget Office	Fri Sept 10	Ashlye expects this to be completed 9/16 or 9/17	
Completed	Master Data Creation	FIN	New Fund Approved by Community Health Council	Community Health Council approves after BCC approves	ICS Leadership	Mon Sept 13	Formally approved by CHCB on 9/13	
Completed	Master Data Creation	BUD	Public Notice in Oregonian in advance of board meeting	DEPENDENCY: Questica work needs to be completed to generate the public notice	Central Budget Office	Fri Sept 17	Dianne K. shared example Has been sent to Oregonian	
Completed	Master Data Creation	HCM	Update payroll benefit rates with new cost center hierarchies	Will use same HD rates, but probably need to add new cost center hierarchies	HR Workday Team	Weds Sept 29	+ Heather sent link to "clean" crosswalk to Cessa, Sean, Amy A on 9/10	WRK0308851
Completed	Master Data Creation	HCM	Update positions to new home cost centers, home funds, and home business units	Needs future effective date 10/1/2021. Sean plans to run EIB in Production on Thu Sept 30	HD Finance HR Workday Team	Thu Sept 30	+ Heather sent link to "clean" crosswalk to Cessa, Sean, Amy A on 9/10 + Cessa confirmed Sean has what he needs to proceed after 9/1 to 9/15 payroll exits + Heather validated test load in Sandbox and reported to Sean only a single employee to double-check and that one had explanation. Yay! + Sean reports succesful load with only 16 records that errored becuase of existing pending transactions or future dated transactions. Becky Day and Jessi Rhodes will work with HR to manually update these positions.	WRK0308851
Completed	Master Data Creation	HCM	Update requisitions to new cost centers	Step not required	HR Workday Team	Weds Sept 29	+ Cessa confirmed that no action is needed to update requisitions. Dept recruiters update cost centers as part of routine processes. Might be worth pointing out as part of change management?	
Completed	Master Data Creation	BUD	Supplmental budget goes to board for new fund	Do we also need briefing before this date where ICS, Health, Eric, etc. can explain what is happening and why?	Central Budget Office/HD Finance	Thu Sept 30	Date scheduled	
Completed	Master Data Creation	FIN	Fund Resolution	Amend fund resolution - new enterprise fund	Central Finance	Thu Sept 30	Date scheduled	
Completed	Master Data Creation	FIN	Create new award lines	Need to be created before any automatic F&A needs to run on payroll or PAA	HD Finance	Thu Sept 30		
Completed	Master Data Creation	TRIRIGA	TRIRIGA transition Facilities tasks from old to new receivers	Any open Facilities tasks and Job plans with existing HD receivers need to be closed and new Facilities tasks with new HD FQHC receives created.	DCA Dispatch	Thu Sept 30	+ Heather sent link to "clean" crosswalk to Macy, Lindsay, Trina, Jacob, John Maxwell on 9/10 + Trina confirmed Dispatch is ready to close / open Facilities tasks for Oct 1 cutover + Only 89 tasks to update, graveyard Dispatch shift ready to get them done. Trina will be out Oct 1, Christian Baeff is her back up if any issues come up. + Christian Baeff confirmed completion	
Completed	Master Data Creation	FIN	Confirm cost object managers	Because cost object managers might have changed on legacy cost objects between creation and cut over, double-check legacy against new and update any as needed.	ERP Fin Support	Thu Sept 30	See WRK038150 as example where cost centers updated for Student Health Centers on 9/15.	
Completed	Set Up	FIN	Critical Custom Validation to Error when Old Cost Objects Used (Finance Transactions)	Critical custom validation will trigger a red "hard error". People will not be able to submit transactions until they change the cost object. See Cutover Transactions Analysis tab for journal sources where we can apply the custom validation. Anne Berry has also created a critical custom validation for time entry that will trigger if any time blocks 10/1 or later use an old cost object.	ERP Fin Support HR Workday Team	Fri Oct 1	Change Management: Approves for in progress transactions will see the "hard error" but only AFTER they have approved. Not sure if HD wants to prep people for that?	WRK0308542
Completed	Set Up	FIN	Add DNU to Old Cost Center Names	Add DNU to old cost center names to help with change management	ERP Fin Support	Fri Oct 1		WRK0308948
Completed	Set Up	FIN	Related Worktag Fix for Grants in 1515	Related worktag fixes need to be performed to update the related cost center for grants that roll up to 1515.	HD Finance		Heather to hold until FY22-03 RWCH is completed	WRK0310839
Completed	Set Up	FIN	Update contract lines	Best practice is not to include cost objects on contract lines, but need to check to see if any lines would need to be updated.	HD Finance	Fri Oct 1	Only one ICS contract with cost objects on the contract line: HD-PO2-10487-2019|UD Nexplanon-Implanon-Curascript3408 + Contract expired last fiscal year, not expecting any additional POs, will get hard error if anyone tries to create one	
Completed	Set Up	FIN	Update purchase orders	Update cost objects on both contract and blank open purchase orders (How many?)	HD Finance	Fri Oct 1	Must be updated because fund from PO flows to SINV.	
Completed	Set Up	FIN	Telesoft Billing	Telesoft needs to be updated with new cost objects effective 10/1 so that integrations will not error due to critical custom validation.	HD Finance DCA (Kathi Zook)	Fri Oct 1	John Schremp: I sent the crosswalk to DCA Hub Telesoft folks on 9/21 to inform them of the upcoming changes and the critical stop going in on 10/1	
Completed	Master Data Creation	BUD	Workday budget amendment moves budgeted dollar to new cost objects		Central Budget Office	Fri Oct 1	Ashley validating as we meet 9/30 !!!	
Completed	Master Data Creation	ICS	Change management	Health staff need to be educated about new cost objects for coding invoices, time entry, etc. starting 10/1	HD Finance HD Change Management	Fri Oct 1		
In Progress	Set Up	FIN	Clarity / Cedar Update	Update cost objects in clarity for monthly medical accrual and wraparound data Cedar has no effective dating, so historical data will be changed to new, Health investigating solution, use crosswalk as workaround in the interim	HD Finance	TBD		
Completed	Set Up	FIN	Critical Custom Validation to Error when Old Cost Objects Used (Time Entry)	Critical custom validation will trigger a red "hard error". People will not be able to submit transactions until they change the cost object. See Cutover Transactions Analysis tab for journal sources where we can apply the custom validation. Anne Berry has also created a critical custom validation for time entry that will trigger if any time blocks 10/1 or later use an old cost object.	ERP Fin Support HR Workday Team	Wed Oct 6	Changed Due Date from Oct 1 to Oct 6 becuase we needed to wait until 9/16 to 9/30 pay period time entry was fully closed so that custom validation would not trigger for people who had already entered time in October.	WRK0308556
Completed	Conversion	FIN	In Progress Customer Invoices	Make sure all in progress customer invoices with old worktags are approved or canceled before beginning analysis of open items.	HD Finance	Thu Oct 14		
Completed	Conversion	FIN	In Progress Supplier Invoices	Make sure all in progress supplier invoices with old worktags are approved or canceled before beginning analysis of open items.	HD Finance	Thu Oct 14		

Completed	Conversion	FIN	In Progress Other Transactions	Make sure all other in progress transactions with old worktags are approved or canceled. (See Cutover Transactions Analysis for list of journal sources to monitor.)	HD Finance	Thu Oct 14		
Completed	Conversion	FIN	BP Update for Create Payroll Accounting Adjustment	Adding step so that any payroll accounting adjustment with current worktags in 40-70 will route to GL (Accounting Manager) after manager in department approves it. GL can hold PAA approval until cleanup JRNL is also ready to approve.	ERP Fin Support	Thu Oct 14	BP can be migrated. Make change immediately after Payroll is closed for FY22-03.	WRK0308895
Not Started	Conversion	FIN	Grants Analysis	Analyze all old grants to verify they are fixed type with no lingering 72101 Unbilled Receivables or 30920 Unearned Revneue. This should help eliminate "bad" customer invoices that we don't want to have to convert as open items.	HD Finance	TBD	Fold into balance sheet account analysis after open item conversion	
Completed	Set Up	FIN	Replacement Pay	Heather remind Jessica in Central Payroll to be alert for any failed ACH or other replacement pay from 10/15 paychecks so we can review process	ERP Fin Support	Fri Oct 15	No replacement pay from 10/1 to 10/15. We'll probably just have to wait until one comes up and deal with it then.	
Completed	Set Up	FIN	Update payroll costing allocations	Fiscal Compliance needs to approve any with grants! Update before payroll exits for 10/1 to 10/15 pay period to minimize payroll accounting adjustments.	HD Finance Fiscal Compliance	Wed Oct 20		
Completed	Set Up	FIN	Prepaids	Update fund on any prepaid spend amortization schedules	HD Finance	N/A	Winnie checked using MCR Find Journal Lines with prepaid ledger account, no PY prepaid SINV with expenses still to post in future, no CY prepaid SINV entered yet. Use 10/1/2021 for accounting date on any new prepaid SINV for FY22. Pattern seems to be there aren't normally entered until May anyway.	
Completed	Set Up	FIN	Ad Hoc Bank Transaction Templates	Update cost objects on ad hoc bank transaction templates. These templates are used to automatically post merchant banking fees. Treasury will update using the validated crosswalk after FY22-03 fees are posted.	ERP Fin Support Treasury	ASAP after finished using for FY22-03	Grant is coordinating with Treasury	
Not Started	Set Up	BUD	Questica Quarterly Actuals	Actuals are exported from Workday into Questica on quarterly basis. Quarterly load will need list of cost objects updated manually with new fund until Workday related funds are updated for all cost objects. Small additional workload	Budget Office	After FY22-03 closed	I think this item was from back when we were doing related worktag fix instead of new cost objects. Can we delete it?	
Completed	Set Up	FIN	Internal Service Billings	Provide to DCA new cost objects for internal service billings as needed. Some costs may be charged to single Health cost object and then allocated by Health Dept staff.	HD Finance	Mon Nov 1		
Completed	Conversion	FIN	Convert Revenue / Expenditure Balances FY22-01 to FY22-03	JRNLs to move expense and revenue balances summarized by ledger account and cost object. Use journal source Conversion. Include partner cost object in line memo field. One JRNL each for FY22-01, FY22-02, FY22-03.	HD Finance	Fri Nov 5	Heather demoted some accounting journal custom validations and activated some grants so the journals could post.	WRK0311947
Completed	Set Up	FIN	Non Grant Indirect Allocations	New funds need to be added to allocation definitions	General Ledger	Fri Nov 12	Use for first time for FY22-04 Emailed list to Sami & Mike 10/28	
Completed	Set Up	FIN	Non Grant Indirect Allocations	Add to financial condition the new FQHC cost centers used in Health allocations so they are excluded from Non Grant Indirect	ERP Finance Support	Fri Nov 12		
In Progress	Conversion	FIN	Begin Monitoring for 40-70 Transactions	After FY22-04 has closed, begin monitoring for postings to 40-70 cost objects. As quickly as possible, diagnose underlying issue and correct if possible to minimize future mispostings (e.g. payroll costing allocation that hasn't been updated to new worktags).	HD Finance	Fri Nov 19		
In Progress	Conversion	FIN	Write Off Analysis	Analyze all old open customer transactions to see if any can be written off before open item conversion	HD Finance	Tue Nov 30		
Not Started	Set Up	FIN	Business Assets Transfer List	Identify business assets that need to be transfered to new fund Looks like there are almost 200 that would need to be transferred to new fund	ERP Finance Support General Ledger HD Finance	Fri Dec 31	When do we want to target this for completion?	
Not Started	Set Up	FIN	Transfer Business Assets	Transfer from old funds to new funds, need to back date to 7/1/2021 so full fiscal year of depreciation goes to new fund	HD Finance General Ledger	Fri Dec 31	When do we want to target this for completion?	
Not Started	Conversion - Support	FIN	Approve Open Supplier Invoices with Old Worktags	Approvals due Sun Oct 24 by midnight, but HD should probably tell people Thu Oct 21 to permit analysis on Fri Oct 22	HD Finance	Dec TBD		
Not Started	Conversion - Support	FIN	Open Supplier Invoices Analysis	Review list of open supplier invoices using old worktags and generate list of suppliers to be paid immediately. Provide to Central AP.	HD Finance Central AP	Dec TBD		
Not Started	Conversion - Support	FIN	Immediate Pay Supplier Invoices	Week of Oct 25, Central AP will do immediate pay for all payment types for the suppliers identified during analysis. May pull in open items from other divisions / depts, but we should be able to plan for this cash flow need.	HD Finance Central AP	Dec TBD		
Not Started	Conversion - Support	FIN	Last Day to Apply Customer Payments	Apply every payment possible to minimize open items. Deposits can continue to be made, but not applied to customer invoices during blackout period.	HD Finance	Thu Dec 30		
Not Started	Conversion - Support	FIN	Open Customer Invoices Analysis	Different flavors of open customer invoices will require different treatment: -- Partially paid -- Current fiscal year -- Prior fiscal year -- SAP to WD conversion -- Created by cost reimbursement award line	HD Finance	Fri Jan 7		
Not Started	Conversion - Support	FIN	Cancel Open Customer Invoices with Old Worktags	Cancel old customer invoices with old cost objects. Partially paid will need to have payments unapplied.	HD Finance	Mon Jan 17	Create conversion tracking tool that includes old CINV, new CINV, and related JRNL numbers for audit trail.	
Not Started	Conversion - Support	FIN	Create Replacement Customer Invoices with New Worktags	Create new customer invoices with new cost objects to replace open. This step is required so that future payments will DR cash and CR A/R in new fund when applied.	HD Finance	Mon Jan 17	Create conversion tracking tool that includes old CINV, new CINV, and related JRNL numbers for audit trail.	
Not Started	Conversion - Support	FIN	Create Customer Invoice Cleanup Journals	Different flavors of open customer invoices wil require different ledger accounts in the cleanup journals.	HD Finance	Mon Jan 17	Create conversion tracking tool that includes old CINV, new CINV, and related JRNL numbers for audit trail.	
Not Started	Conversion - Support	FIN	Resume Applying Payments to Customer Invoices	Resume applying payments only after A/R and cleanup journals are completed and validated. If start applying payments as soon as new CINV created, risk that errors will be found and unapply / reapply will have to be done again...	HD Finance	Tue Jan 18		
Completed	Set Up	FIN	Health Allocations - From New Cost Centers	Cost objects and statistics will need to be updated for 52 HD ICS monthly allocation definitions. This may require setting up entirely new allocation definitions.	HD Finance ERP Fin Support	Fri Nov 12	Use for first time for FY22-04	
Completed	Set Up	FIN	Health Allocations - From Old Cost Centers	Statistics will need to be updated for FY22-04 forward for 52 HD ICS monthly allocation definitions. This will ensure that any retro costs that post to old cost centers will allocate to new cost objects.	HD Finance ERP Fin Support	Fri Nov 12	Use for first time for FY22-04	
Not Started	Conversion	FIN	BWC Roll Forward	-- If GL posts AFTER income statement conversion, use new cost objects -- If GL posts BEFORE income statement conversion, use old or new cost objects	General Ledger	TBD		
Not Started	Conversion	FIN	Balance Sheet Ledger Account Analysis	Analyze balance sheet ledger accounts (modified and full accrual) to determine which ledger accounts have balances related to FQHC	HD Finance General Ledger ERP Finance Support	TBD		
Not Started	Conversion	FIN	Convert Balance Sheet Balances	Prepare whatever manual journals are needed to move balance sheet ledger account balances from old funds to new funds. -- PERS / OPEB (full accrual) -- Compensted Absences (full accrual) -- Unearned Revenue (modified accrual) -- Payroll payable (modified accrual)? -- Cash (modified accrual, probably very last journal)	HD Finance	TBD		
Not Started	Set Up	FIN	Interest Earnings Distribution	Do any new funds need to be added to MCR Period Close Interest Earnings Distribution? If so, what cost object(s) should be used? Eric decided that only funds that have BWC and are not cost reimbursement funding stream should get interest earnings: For now, 10020 --> 30002 is the only one	ERP Fin Support Treasury	TBD	11/4 HTD - Discussed negative cash in 30002 with Eric, he decided it would be best to wait until balance sheet conversion is finished to start distributing interest to the fund.	
Not Started	Conversion	FIN	Tie Out New Funds	All balances and activity in new cost objects and funds tie to expected values to produce accurate and balanced statements.	HD Finance	TBD		
Not Started	Conversion	FIN	Update ACFR Reports	Review all ACFR custom reports to make sure new fund, fund hierarchy, and business unit appear correctly.	ERP Finance Support	TBD		

HRSA Financial Report Packet - February 14, 2022

4. Indirect Cost Charges, Internal Services Charges & Occupancy Costs

community health center board

Multnomah County

FY 2023 Published Facilities and Property Management Internal Services Charges

		Department Occupied Space - Fund 3505															
Department	Prorated Square Footage	O&M Direct	O&M Overhead - FPM/Vac	O&M Overhead - External Clients	O&M Sub-Total	Debt	Utilities	Lease Building Direct	Lease Building Admin	Lease Multnomah Garage	Lease Annual Parking Spaces	Lease Total	Enhanced Custodial	Enhanced Security	Enhanced Other	Enhanced Total	Non-O&M Overhead FPM/Vac
DA	83,646	934,489	32,729	3,731	970,949	581,213	147,951	-	-	-	-	-	39,213	-	11,203	50,416	17,330
DCA	136,209	1,256,829	51,463	5,675	1,313,967	-	219,228	176,615	6,902	14,400	-	197,917	18,375	53,154	7,069	78,598	27,625
DCHS	205,279	803,339	80,322	9,156	892,817	-	167,936	3,418,804	144,933	-	1,836	3,565,574	86,998	584,287	3,800	675,085	42,530
DCJ	232,721	2,549,590	91,060	10,277	2,650,927	441,752	572,348	109,679	712	-	-	110,392	261,826	246,628	20,868	529,322	48,216
DCM	70,689	766,941	27,659	3,153	797,753	-	118,332	-	-	-	-	-	28,326	79,700	11,958	119,984	14,646
DCS	153,388	1,256,091	55,648	6,343	1,318,083	-	286,451	34,728	2,093	900	-	37,721	18,703	2,971	4,486	26,159	29,465
Health Department	450,366	3,778,256	173,715	19,761	3,971,732	1,936,656	689,015	2,355,558	126,079	2,700	1,764	2,486,101	805,763	1,879,056	44,893	2,729,712	91,982
JOHS	157,542	471,074	44,355	5,056	520,485	-	459,727	1,105,118	62,553	-	-	1,167,671	-	-	-	-	23,486
LIB	320,619	3,776,584	6,387	-	3,782,971	-	818,325	962,349	31,978	2,700	4,500	1,001,527	288,300	192,476	44,791	525,567	28,561
MCSO	615,535	5,582,434	230,908	26,324	5,839,666	330,965	1,669,926	751,212	57,407	27,000	-	835,619	130,347	25,238	77,605	233,190	122,265
NOND	456,690	4,485,858	171,083	20,370	4,677,311	2,657,851	712,223	498,458	35,368	2,700	119,033	655,559	187,204	56,085	58,355	301,644	90,588
DBCS-Mid County Service District	862	6,443	337	38	6,818	-	1,145	-	-	-	-	-	-	53	-	53	179
Total	2,883,546	25,667,929	965,667	109,885	26,743,480	5,948,437	5,862,606	9,412,522	468,026	50,400	127,133	10,058,081	1,865,056	3,119,648	285,027	5,269,731	536,872

FY 2022 Adopted Facilities and Property Management Internal Services Charges

		Department Occupied Space - Fund 3505															
Department	Prorated Square Footage	O&M Direct	O&M Overhead - FPM/Vac	O&M Overhead - External Clients	O&M Sub-Total	Debt	Utilities	Lease Building Direct	Lease Building Admin	Lease Multnomah Garage	Lease Annual Parking Spaces	Lease Total	Enhanced Custodial	Enhanced Security	Enhanced Other	Enhanced Total	Non-O&M Overhead FPM/Vac
DA	83,650	891,010	34,992	2,702	928,704	580,934	150,440	-	-	-	-	-	42,462	-	10,880	53,342	18,419
DCA	130,406	1,185,057	52,732	3,945	1,241,734	-	212,981	27,057	2,441	14,400	-	43,898	17,051	45,598	9,886	72,535	28,072
DCHS	206,322	776,903	86,307	6,664	869,875	-	168,700	3,357,830	158,404	-	1,836	3,518,070	83,638	479,036	3,800	566,475	45,430
DCJ	231,922	2,430,850	97,016	7,491	2,535,358	441,214	571,740	-	-	1,800	-	1,800	380,760	267,400	15,304	663,464	51,067
DCM	72,342	748,695	30,262	2,337	781,293	-	121,530	-	-	-	-	-	27,225	78,775	11,837	117,837	15,929
DCS	152,964	1,192,285	59,314	4,529	1,256,129	-	277,837	33,583	2,286	900	-	36,769	18,191	553	4,356	23,100	31,222
HD	451,380	3,612,077	186,668	14,349	3,813,093	1,936,162	658,386	2,288,668	138,431	2,700	6,084	2,435,882	750,711	1,520,080	43,637	2,314,428	98,258
JOHS	82,239	93,300	21,466	1,658	116,424	-	90,234	971,876	40,462	-	-	1,012,338	-	-	-	-	11,299
LIB	320,727	3,676,660	6,688	-	3,683,348	-	758,888	1,059,140	35,043	2,700	4,500	1,101,384	328,512	219,300	43,488	591,300	30,121
MCSO	598,698	5,318,959	240,458	18,520	5,577,937	330,820	1,673,989	658,508	46,703	17,100	2,750	725,062	72,036	24,344	75,493	171,873	126,571
NOND	434,299	4,282,820	164,090	14,029	4,460,938	2,656,568	718,422	294,554	16,308	2,700	115,566	429,129	202,529	54,670	56,728	313,927	86,373
DBCS-Mid County Service District	862	6,143	361	28	6,531	-	1,113	-	-	-	-	-	-	-	-	-	190
Total	2,765,811	24,214,759	980,353	76,252	25,271,364	5,945,698	5,404,259	8,691,216	440,079	42,300	130,736	9,304,331	1,923,114	2,689,756	275,410	4,888,280	542,951

				Department Occupied Space - Capital Funds						
Department	Non-O&M Overhead - External Clients	Non-O&M Sub-Total	Total Operating Fund 3505	Capital Improvement Fund 2507	Asset Preservation Fund 2509	Library Construction Fund 2506	FPM/Vac Capital	Total Capital	GL 60430 Total	GL 60432 Total
DA	4,211	801,121	1,772,071	26,955	548,365	-	23,957	599,277	2,320,931	50,416
DCA	6,776	530,144	1,844,111	543,942	308,452	26,315	37,773	916,482	2,681,995	78,598
DCHS	10,335	4,461,461	5,354,278	128,220	370,017	-	58,794	557,032	5,236,224	675,085
DCJ	11,600	1,713,631	4,364,558	578,126	1,017,033	-	66,654	1,661,813	5,497,049	529,322
DCM	3,559	256,520	1,054,274	16,714	469,487	-	20,246	506,447	1,440,736	119,984
DCS	7,160	386,957	1,705,040	576,138	385,885	-	40,733	1,002,756	2,681,636	26,159
Health Department	22,306	7,955,772	11,927,504	225,613	1,862,983	-	127,156	2,215,752	11,413,544	2,729,712
JOHS	5,707	1,656,591	2,177,076	296,594	-	-	32,467	329,061	2,506,137	-
LIB	-	2,373,979	6,156,950	-	-	3,191,549	5,471	3,197,019	8,828,403	525,567
MCSO	29,714	3,221,679	9,061,345	1,666,147	1,959,997	-	169,020	3,795,164	12,623,319	233,190
NOND	22,993	4,440,857	9,118,168	193,720	2,674,267	-	125,229	2,993,215	11,809,739	301,644
DBCS-Mid County Service District	43	1,420	8,238	5,929	-	-	247	6,176	14,361	53
Total	124,404	27,800,133	54,543,613	4,258,097	9,596,485	3,217,864	707,746	17,780,193	67,054,075	5,269,731

				Department Occupied Space - Capital Funds						
Department	Non-O&M Overhead - External Clients	Non-O&M Sub-Total	Total Operating Fund 3505	Capital Improvement Fund 2507	Asset Preservation Fund 2509	Library Construction Fund 2506	FPM/Vac Capital	Total Capital	GL 60430 Total	GL 60432 Total
DA	3,075	806,210	1,734,914	24,958	507,773	-	24,638	557,370	2,238,941	53,342
DCA	4,749	362,235	1,603,968	503,650	281,848	24,366	37,134	846,997	2,378,431	72,535
DCHS	7,584	4,306,258	5,176,133	118,722	349,175	-	60,769	528,666	5,138,325	566,475
DCJ	8,525	1,737,811	4,273,168	535,314	941,693	-	68,310	1,545,317	5,155,021	663,464
DCM	2,659	257,955	1,039,248	15,476	445,238	-	21,307	482,021	1,403,433	117,837
DCS	5,155	374,082	1,630,211	534,849	353,209	-	41,764	929,822	2,536,933	23,100
HD	16,330	7,459,444	11,272,538	208,901	1,726,602	-	131,434	2,066,936	11,025,047	2,314,428
JOHS	1,886	1,115,758	1,232,182	61,874	-	-	15,114	76,988	1,309,170	-
LIB	-	2,481,693	6,165,042	-	-	3,046,392	5,485	3,051,877	8,625,618	591,300
MCSO	21,076	3,049,391	8,627,328	1,539,551	1,815,466	-	169,308	3,524,325	11,979,781	171,873
NOND	15,965	4,220,384	8,681,322	179,376	2,479,696	-	115,537	2,774,609	11,142,004	313,927
DBCS-Mid County Service District	32	1,334	7,865	5,490	-	-	254	5,744	13,609	-
Total	87,036	26,172,556	51,443,920	3,728,161	8,900,700	3,070,758	691,053	16,390,673	62,946,312	4,888,280

Department Abbreviation	Building Name	Space Type	Floor	Cost Object	Dept/Div (Default = Cost Object Fund Center)	Occupant (Default = Cost Object Name)	Client Rentable Area (Includes Common Space)	Months to be Occupied	Pro-Rated Square Footage for Allocation	Lease Number	Charge Building O&M?	Assigned Capital Fund	Operations $	Debt $	Utilities $	Lease $	Lease Admin $	Enhanced - Janitorial Svcs & Supplies - Relay $	Enhanced - Security - DePaul & NW Enforcement $	Enhanced - Other $	Enhanced $	Fund 3505 $	CIP $	AP $	LIB $	Capital Funds $	Allocated Facilities Space $	Allocated Vacant Space $	Allocated Facilities + Vacant Space $	Total Space Charges $
HD	Justice Center	GU	02	409050	40	HD Distribution	918	12	918		Y	CIP	10,256	-	2,286	-	-	367	-	269	636	13,178	6,314	-	-	6,314	116	696	812	20,391
HD	Justice Center	CL	04	409050	40	HD Distribution	951	12	951		Y	CIP	14,740	-	2,368	-	-	380	-	279	659	17,767	6,541	-	-	6,541	121	721	842	25,239
HD	Justice Center	GU	04	409050	40	HD Distribution	2,326	12	2,326		Y	CIP	25,986	-	5,791	-	-	929	-	683	1,612	33,390	15,998	-	-	15,998	295	1,763	2,058	51,667
HD	Justice Center	GU	LL	409050	40	HD Distribution	664	12	664		Y	CIP	7,418	-	1,653	-	-	265	-	195	460	9,532	4,567	-	-	4,567	84	503	588	14,749
HD	State Office Building	GU	02	409050	40	HD Distribution	5,140	12	5,140	L-42	N	N/A	-	-	-	-	-	-		-	-	-	-	-	-	-	-	-	-	-
HD	Old Town Recovery	GU	03	409050	40	HD Distribution	2,122	12	2,122	L-125	N	N/A	-	-	-	53,252	1,890	-	78,900	-	78,900	134,042	-	-	-	-	269	1,609	1,878	136,121
HD	Mead Building	GU	03	409050	40	HD Distribution	383	12	383		Y	CIP	4,279	-	741	-	-	-	-	-	-	5,020	2,634	-	-	2,634	49	290	339	8,029
HD	Gladys McCoy Building	CL	01	409050	40	HD Distribution	1,094	12	1,094		Y	AP	16,956	15,317	1,660	-	-	1,325	6,339	301	7,965	41,899	-	7,525	-	7,525	139	829	968	50,495
HD	Gladys McCoy Building	GU	01	409050	40	HD Distribution	1,298	12	1,298		Y	AP	14,501	18,174	1,970	-	-	1,572	7,521	357	9,450	44,095	-	8,928	-	8,928	165	984	1,149	54,295
HD	Gladys McCoy Building	CL	02	409050	40	HD Distribution	3,785	12	3,785		Y	AP	58,664	52,994	5,745	-	-	4,583	21,932	1,042	27,557	144,961	-	26,033	-	26,033	480	2,869	3,349	174,703
HD	Gladys McCoy Building	GU	02	409050	40	HD Distribution	14,081	12	14,081		Y	AP	157,312	197,151	21,372	-	-	17,051	81,592	3,875	102,519	478,354	-	96,850	-	96,850	1,785	10,674	12,460	589,001
HD	Gladys McCoy Building	CL	03	409050	40	HD Distribution	6,286	12	6,286		Y	AP	97,427	88,011	9,541	-	-	7,612	36,424	1,730	45,766	240,746	-	43,235	-	43,235	797	4,765	5,562	290,140
HD	Gladys McCoy Building	GU	03	409050	40	HD Distribution	11,871	12	11,871		Y	AP	132,622	166,208	18,018	-	-	14,375	68,786	3,267	86,429	403,277	-	81,649	-	81,649	1,505	8,999	10,504	496,557
HD	Gladys McCoy Building	CL	04	409050	40	HD Distribution	2,890	12	2,890		Y	AP	44,792	40,463	4,386	-	-	3,500	16,746	795	21,041	110,683	-	19,877	-	19,877	366	2,191	2,557	133,393
HD	Gladys McCoy Building	GU	04	409050	40	HD Distribution	15,267	12	15,267		Y	AP	170,562	213,756	23,173	-	-	18,488	88,465	4,202	111,154	518,644	-	105,007	-	105,007	1,936	11,574	13,509	638,610
HD	Gladys McCoy Building	GU	05	409050	40	HD Distribution	18,133	12	18,133		Y	AP	202,581	253,883	27,523	-	-	21,958	105,072	4,990	132,020	616,007	-	124,719	-	124,719	2,299	13,746	16,045	758,493
HD	Gladys McCoy Building	GU	06	409050	40	HD Distribution	18,137	12	18,137		Y	AP	202,626	253,939	27,529	-	-	21,963	105,095	4,991	132,049	616,143	-	124,747	-	124,747	2,300	13,749	16,049	758,661
HD	Gladys McCoy Building	GU	07	409050	40	HD Distribution	18,127	12	18,127		Y	AP	202,514	253,799	27,514	-	-	21,951	105,037	4,989	131,976	615,803	-	124,678	-	124,678	2,299	13,742	16,040	758,242
HD	Gladys McCoy Building	CL	08	409050	40	HD Distribution	6,598	12	6,598		Y	AP	102,263	92,380	10,015	-	-	7,990	38,232	1,816	48,038	252,695	-	45,381	-	45,381	837	5,002	5,838	304,541
HD	Gladys McCoy Building	GU	08	409050	40	HD Distribution	11,338	12	11,338		Y	AP	126,668	158,745	17,209	-	-	13,730	65,698	3,120	82,548	385,170	-	77,983	-	77,983	1,438	8,595	10,033	474,262
HD	Gladys McCoy Building	GU	09	409050	40	HD Distribution	9,416	12	9,416		Y	AP	105,195	131,835	14,292	-	-	11,402	54,561	2,591	68,555	319,877	-	64,764	-	64,764	1,194	7,138	8,332	393,866
HD	Five Oak Building	GU	01	409050	40	HD Distribution	3,254	12	3,254	L-106	N	N/A	-	-	-	92,766	2,898	1,222	5,747	-	6,969	102,633	-	-	-	-	413	2,467	2,879	105,821
HD	Five Oak Building	GU	02	409050	40	HD Distribution	9,183	12	9,183	L-106	N	N/A	-	-	-	261,791	8,179	3,449	16,218	-	19,667	289,637	-	-	-	-	1,164	6,961	8,126	298,634
HD	Five Oak Building	GU	05	409050	40	HD Distribution	23,080	12	23,080	L-106	N	N/A	-	-	-	657,970	20,555	8,668	40,762	-	49,430	727,955	-	-	-	-	2,927	17,496	20,423	750,570
HD	Lloyd Corporate Plaza -	GU	01	409050	40	HD Distribution	200	12	200	L-126	N	N/A	-	-	-	6,571	178	-	-	-	-	6,749	-	-	-	-	25	152	177	6,945
HD	Lloyd Corporate Plaza -	GU	02	409050	40	HD Distribution	1,080	12	1,080	L-126	N	N/A	-	-	-	35,484	962	-	-	-	-	36,446	-	-	-	-	137	819	956	37,505
HD	Lloyd Corporate Plaza -	GU	03	409050	40	HD Distribution	7,596	12	7,596	L-126	N	N/A	-	-	-	249,574	6,765	-	-	-	-	256,339	-	-	-	-	963	5,758	6,722	263,782
HD	Jefferson High School	CL	B	409050	40	HD Distribution	337	12	337	L-24	N	N/A	-	-	-	-	300	-	-	-	-	300	-	-	-	-	43	255	298	630
HD	Jefferson High School	GU	B	409050	40	HD Distribution	501	12	501	L-24	N	N/A	-	-	-	-	446	-	-	-	-	446	-	-	-	-	64	380	443	937
HD	James Hawthorne	GU	01	409050	40	HD Distribution	3,220	12	3,220	L-118	N	N/A	-	-	-	-	2,868	-	-	-	-	2,868	-	-	-	-	408	2,441	2,849	6,023
HD	James Hawthorne	GU	02	409050	40	HD Distribution	3,291	12	3,291	L-118	N	N/A	-	-	-	-	2,931	-	-	-	-	2,931	-	-	-	-	417	2,495	2,912	6,156
HD	James Hawthorne	GU	03	409050	40	HD Distribution	3,353	12	3,353	L-118	N	N/A	-	-	-	-	2,986	-	-	-	-	2,986	-	-	-	-	425	2,542	2,967	6,272
HD	James Hawthorne	GU	04	409050	40	HD Distribution	3,353	12	3,353	L-118	N	N/A	-	-	-	-	2,986	-	-	-	-	2,986	-	-	-	-	425	2,542	2,967	6,272
HD	James Hawthorne	GU	05	409050	40	HD Distribution	3,353	12	3,353	L-118	N	N/A	-	-	-	-	2,986	-	-	-	-	2,986	-	-	-	-	425	2,542	2,967	6,272
HD	Roosevelt High School	CL	01	409050	40	HD Distribution	1,630	12	1,630	L-24	N	N/A	-	-	-	-	1,452	-	-	-	-	1,452	-	-	-	-	207	1,236	1,442	3,049
HD	Reynolds High School	CL	01	409050	40	HD Distribution	2,497	12	2,497		N	N/A	-	-	-	-	2,224	-	-	-	-	2,224	-	-	-	-	317	1,893	2,210	4,670
HD	David Douglas Modular	CL	01	409050	40	HD Distribution	779	12	779	L-121	N	N/A	-	-	-	-	694	-	-	-	-	694	-	-	-	-	99	591	689	1,457
HD	David Douglas Modular	GU	01	409050	40	HD Distribution	981	12	981	L-121	N	N/A	-	-	-	-	874	-	-	-	-	874	-	-	-	-	124	744	868	1,835
HD	Vector Control Parking	GU	01	409050	40	HD Distribution	3,448	12	3,448	L-34	N	N/A	-	-	-	-	3,071	-	-	-	-	3,071	-	-	-	-	437	2,614	3,051	6,449
HD	Vector Control Parking	WH	01	409050	40	HD Distribution	658	12	658	L-34	N	N/A	-	-	-	-	586	-	-	-	-	586	-	-	-	-	83	499	582	1,231
HD	Vector Control	GU	01	409050	40	HD Distribution	2,095	12	2,095		Y	CIP	23,405	-	-	-	-	-	-	-	-	23,405	14,409	-	-	14,409	266	1,588	1,854	39,867
HD	Parkrose High School	CL	B	409050	40	HD Distribution	984	12	984	L-24	N	N/A	-	-	-	-	876	-	-	-	-	876	-	-	-	-	125	746	871	1,841
HD	Parkrose High School	GU	B	409050	40	HD Distribution	1,831	12	1,831	L-24	N	N/A	-	-	-	-	1,631	-	-	-	-	1,631	-	-	-	-	232	1,388	1,620	3,425
HD	Madison High School	CL	01	409050	40	HD Distribution	341	12	341	L-24	N	N/A	-	-	-	-	304	-	-	-	-	304	-	-	-	-	43	259	302	638
HD	Madison High School	GU	01	409050	40	HD Distribution	810	12	810	L-24	N	N/A	-	-	-	-	721	-	-	-	-	721	-	-	-	-	103	614	717	1,515
HD	Juvenile Justice	CL	01	409050	40	HD Distribution	134	12	134		Y	AP	2,077	-	340	-	-	214	-	-	214	2,631	-	922	-	922	17	102	119	3,684
HD	Juvenile Justice	GU	01	409050	40	HD Distribution	2,723	12	2,723		Y	AP	30,421	-	6,911	-	-	4,358	-	-	4,358	41,690	-	18,729	-	18,729	345	2,064	2,410	63,087
HD	Vector Control	GU	01	409050	40	HD Distribution	1,365	12	1,365	L-34	Y	N/A	15,250	-	6,404	-	1,216	1,052	-	-	1,052	23,921	-	-	-	-	173	1,035	1,208	25,259
HD	Vector Control	SH	01	409050	40	HD Distribution	1,231	12	1,231	L-34	Y	N/A	9,201	-	5,776	-	1,096	948	-	-	948	17,021	-	-	-	-	156	933	1,089	18,110
HD	Multnomah County	CL	01	409050	40	HD Distribution	8,314	12	8,314		Y	AP	128,860	-	33,119	-	-	-	-	-	-	161,978	-	57,184	-	57,184	1,054	6,303	7,357	227,309
HD	Walnut Park Complex	CL	01	409050	40	HD Distribution	975	12	975		Y	CIP	15,112	-	2,144	-	-	2,243	4,942	-	7,185	24,441	6,706	-	-	6,706	124	739	863	32,103
HD	Walnut Park Complex	GU	01	409050	40	HD Distribution	6,844	12	6,844		Y	CIP	76,461	-	15,052	-	-	15,747	34,692	-	50,438	141,952	47,073	-	-	47,073	868	5,188	6,056	195,731
HD	Walnut Park Complex	CL	02	409050	40	HD Distribution	9,312	12	9,312		Y	CIP	144,328	-	20,480	-	-	21,425	47,202	-	68,627	233,435	64,048	-	-	64,048	1,181	7,059	8,240	306,607
HD	Walnut Park Complex	GU	02	409050	40	HD Distribution	6,592	12	6,592		Y	CIP	73,646	-	14,498	-	-	15,167	33,414	-	48,581	136,725	45,340	-	-	45,340	836	4,997	5,833	188,524
HD	Walnut Park Complex	WH	B	409050	40	HD Distribution	479	12	479		Y	CIP	3,580	-	1,053	-	-	1,102	2,428	-	3,530	8,164	3,295	-	-	3,295	61	363	424	11,928
HD	Walnut Park Complex	WH	B	409050	40	HD Distribution	1,263	12	1,263		Y	CIP	9,440	-	2,778	-	-	2,906	6,402	-	9,308	21,526	8,687	-	-	8,687	-	-	-	30,333
HD	North Portland Health	CL	01	409050	40	HD Distribution	3,577	12	3,577		Y	AP	55,440	-	9,737	-	-	13,325	23,718	685	37,728	102,905	-	24,603	-	24,603	454	2,712	3,165	131,012
HD	North Portland Health	GU	01	409050	40	HD Distribution	6,250	12	6,250		Y	AP	69,825	-	17,013	-	-	23,283	41,441	1,196	65,920	152,758	-	42,988	-	42,988	793	4,738	5,530	201,869
HD	North Portland Health	CL	02	409050	40	HD Distribution	2,600	12	2,600		Y	AP	40,298	-	7,077	-	-	9,686	17,240	498	27,423	74,798	-	17,883	-	17,883	330	1,971	2,301	95,228
HD	North Portland Health	GU	02	409050	40	HD Distribution	10,041	12	10,041		Y	AP	112,178	-	27,332	-	-	37,406	66,578	1,922	105,905	245,415	-	69,062	-	69,062	1,273	7,612	8,885	324,315
HD	Baltazar F Ortiz	CL	01	409050	40	HD Distribution	1,489	12	1,489	L-88	N	N/A	-	-	-	26,807	1,326	-	7,564	-	7,564	35,697	-	-	-	-	189	1,129	1,318	37,156
HD	Baltazar F Ortiz	GU	01	409050	40	HD Distribution	5,369	12	5,369	L-88	N	N/A	-	-	-	96,659	4,782	-	27,276	-	27,276	128,716	-	-	-	-	681	4,070	4,751	133,977
HD	Jeanne Rivers Building	CL	01	409050	40	HD Distribution	9,506	12	9,506	L-119	N	N/A	-	-	-	138,220	8,466	-	-	-	-	146,686	-	-	-	-	1,205	7,206	8,412	156,000
HD	Jeanne Rivers Building	CL	02	409050	40	HD Distribution	10,142	12	10,142	L-119	N	N/A	-	-	-	147,467	9,033	-	-	-	-	156,500	-	-	-	-	1,286	7,688	8,974	166,437
HD	Centennial High School	CL	01	409050	40	HD Distribution	686	12	686	L-127	N	N/A	-	-	-	-	611	-	-	-	-	611	-	-	-	-	87	520	607	1,283
HD	Centennial High School	GU	01	409050	40	HD Distribution	1,993	12	1,993	L-127	N	N/A	-	-	-	-	1,775	-	-	-	-	1,775	-	-	-	-	253	1,511	1,764	3,728
HD	Franklin High School	CL	01	409050	40	HD Distribution	484	12	484	L-24	N	N/A	-	-	-	-	431	-	-	-	-	431	-	-	-	-	61	367	428	905
HD	Franklin High School	GU	01	409050	40	HD Distribution	1,042	12	1,042	L-24	N	N/A	-	-	-	-	928	-	-	-	-	928	-	-	-	-	132	790	922	1,949
HD	Professional Plaza 102	CL	01	409050	40	HD Distribution	1,155	12	1,155	L-114	N	N/A	-	-	-	29,461	1,029	10,827	8,120	298	19,245	49,735	-	-	-	-	146	876	1,022	50,867
HD	Professional Plaza 102	GU	01	409050	40	HD Distribution	3,112	12	3,112	L-114	N	N/A	-	-	-	79,380	2,772	29,173	21,880	802	51,855	134,006	-	-	-	-	395	2,359	2,754	137,055
HD	Rockwood Community	CL	01	409050	40	HD Distribution	3,901	12	3,901	L-120	N	N/A	-	-	-	91,028	3,474	54,038	27,856	-	81,894	176,396	-	-	-	-	495	2,957	3,452	180,218
HD	Rockwood Community	GU	01	409050	40	HD Distribution	7,004	12	7,004	L-120	N	N/A	-	-	-	163,435	6,238	97,021	50,014	-	147,035	316,708	-	-	-	-	888	5,310	6,198	323,571
HD	Rockwood Community	CL	B	409050	40	HD Distribution	2,247	12	2,247	L-120	N	N/A	-	-	-	52,433	2,001	31,126	16,045	-	47,171	101,605	-	-	-	-	285	1,703	1,988	103,807
HD	Rockwood Community	GU	B	409050	40	HD Distribution	1,647	12	1,647	L-120	N	N/A	-	-	-	38,432	1,467	22,815	11,761	-	34,576	74,474	-	-	-	-	209	1,249	1,457	76,088
HD	Southeast Health	CL	01	409050	40	HD Distribution	6,411	12	6,411		Y	AP	99,365	-	20,566	-	-	22,995	39,471	-	62,466	182,397	-	44,095	-	44,095	813	4,860	5,673	232,774
HD	Southeast Health	GU	01	409050	40	HD Distribution	10,969	12	10,969		Y	AP	122,545	-	35,188	-	-	39,343	67,534	-	106,877	264,610	-	75,445	-	75,445	1,391	8,315	9,706	350,803
HD	Southeast Health	GU	B	409050	40	HD Distribution	5,552	12	5,552		Y	AP	62,027	-	17,810	-	-	19,914	34,183	-	54,096	133,933	-	38,187	-	38,187	704	4,209	4,913	177,560
HD	Southeast Health	WH	B	409050	40	HD Distribution	404	12	404		Y	AP	3,020	-	1,296	-	-	1,449	2,487	-	3,936	8,252	-	2,779	-	2,779	51	306	357	11,427
HD	Cleveland High School	CL	01	409050	40	HD Distribution	295	12	295	L-24	N	N/A	-	-	-	-	263	-	-	-	-	263	-	-	-	-	37	224	261	552
HD	Cleveland High School	GU	01	409050	40	HD Distribution	943	12	943	L-24	N	N/A	-	-	-	-	840	-	-	-	-	840	-	-	-	-	120	715	834	1,764
HD	Mid-County Health	CL	01	409050	40	HD Distribution	12,900	12	12,900		Y	AP	199,939	-	52,204	-	-	50,649	109,936	-	160,585	412,727	-	88,727	-	88,727	1,636	9,779	11,415	514,094
HD	Mid-County Health	GU	01	409050	40	HD Distribution	8,418	12	8,418		Y	AP	94,045	-	34,066	-	-	33,051	71,740	-	104,791	232,903	-	57,899	-	57,899	1,067	6,381	7,449	299,050
HD	Marshall High School	CL	B	409050	40	HD Distribution	649	12	649	L-24	N	N/A	-	-	-	-	578	-	-	-	-	578	-	-	-	-	82	492	574	1,152
HD	Marshall High School	GU	B	409050	40	HD Distribution	1,214	12	1,214	L-24	N	N/A	-	-	-	-	1,081	-	-	-	-	1,081	-	-	-	-	154	920	1,074	2,271
HD	Multnomah County	GU	01	409050	40	HD Distribution	553	12	553		Y	AP	6,178	-	1,306	-	-	732	1,801	-	2,533	10,017	-	3,804	-	3,804	70	419	489	14,362
HD	Multnomah County	WH	01	409050	40	HD Distribution	298	12	298		Y	AP	2,227	-	704	-	-	395	970	-	1,365	4,296	-	2,050	-	2,050	38	226	264	6,609
HD	Multnomah County	WH	01	409050	40	HD Distribution	166	12	166		Y	AP	1,241	-	392	-	-	220	541	-	760	2,393	-	1,142	-	1,142	21	126	147	3,698
HD	Multnomah County	CL	02	409050	40	HD Distribution	6,863	12	6,863		Y	AP	106,370	-	16,208	-	-	9,087	22,349	-	31,436	154,014	-	47,204	-	47,204	870	5,203	6,073	207,942
HD	Multnomah County	GU	02	409050	40	HD Distribution	10,466	12	10,466		Y	AP	116,926	-	24,717	-	-	13,858	34,081	-	47,939	189,581	-	71,985	-	71,985	1,327	7,934	9,261	271,822

Department Abbreviation	Building Name	Space Type	Floor	Cost Object	Dept/Div (Default = Cost Object Fund Center)	Occupant (Default = Cost Object Name)	Client Rentable Area (Includes Common Space)	Months to be Occupied	Pro-Rated Square Footage for Allocation	Lease Number	Charge Building O&M?	Assigned Capital Fund	Operations $	Debt $	Utilities $	Lease $	Lease Admin $	Enhanced - Janitorial Svcs & Supplies - Relay $	Enhanced - Security - DePaul & NW Enforcement $	Enhanced - Other $	Enhanced $	Fund 3505 $	CIP $	AP $	LIB $	Capital Funds $	Allocated Facilities Space $	Allocated Vacant Space $	Allocated Facilities + Vacant Space $	Total Space Charges $
HD	Multnomah County	CL	03	409050	40	HD Distribution	13,038	12	13,038		Y	AP	202,077	-	30,791	-	-	17,263	42,457	-	59,720	292,588	-	89,676	-	89,676	1,653	9,884	11,537	395,039
HD	Multnomah County	GU	03	409050	40	HD Distribution	6,545	12	6,545		Y	AP	73,120	-	15,457	-	-	8,666	21,313	-	29,979	118,556	-	45,017	-	45,017	830	4,962	5,792	169,986
HD	Gateway Children's	GU	01	409050	40	HD Distribution	2,161	12	2,161		Y	AP	24,143	-	5,398	-	-	-	10,100	-	10,100	39,640	-	14,863	-	14,863	274	1,638	1,912	56,621
HD	Gateway Children's	GU	02	409050	40	HD Distribution	5,289	12	5,289		Y	AP	59,088	-	13,210	-	-	-	24,718	-	24,718	97,017	-	36,378	-	36,378	671	4,009	4,680	138,577
HD	John B Yeon Annex	GU	02	409050	40	HD Distribution	8,867	12	8,867		Y	AP	99,062	-	20,472	-	-	-	-	-	-	119,533	-	60,987	-	60,987	1,124	6,722	7,846	189,209
HD	Menlo Park	GU	01	409050	40	HD Distribution	1,908	12	1,908	L-133	N	N/A	-	-	6,730	36,592	1,699	11,500	-	-	11,500	56,521	-	-	-	-	242	1,446	1,688	58,390
HD	West Gresham Plaza	GU	01	409050	40	HD Distribution	684	12	684	L-135	N	N/A	-	-	-	10,666	609	-	399	-	399	11,674	-	-	-	-	87	519	605	12,344
HD	West Gresham Plaza	GU	02	409050	40	HD Distribution	5,616	12	5,616	L-135	N	N/A	-	-	-	87,572	5,002	-	3,277	-	3,277	95,851	-	-	-	-	712	4,257	4,969	101,353

Building Enhanced Services								
Building	Enhanced Assignment	Custodial (ABM & Relay)	Security (De Paul & NW Enforcement)	Other - Districts Assessments	Other - Landscaping	Other - Laundry/Mat Cleaning	Other - Pest Control	Notes
146	HD	-	78,900	-				
165	HD	167,500	801,500	38,067				Clean and Safe District Tax
312	HD	2,000	-	-				
322	HD	58,590	129,080	-				HD 70%
325	HD	83,700	148,976	-	4,300			
338	HD	-	34,840	-				HD 52%
397	HD	40,000	30,000	-		1,100		
398	HD	205,000	105,676	-				
420	HD	83,700	143,676	-				
430	HD	83,700	181,676	-				
437	HD	50,220	123,511	-				HD 60%
447	HD	-	-	-				
514	HD	11,500	-	-				
527	HD	-	3,676	-				HD 50%

Allocations by Square Foot

Space Type	FY21	FY22	FY23
Clinic (CL)	$ 14.53	$ 14.78	$ 15.50
Detention Center (DC)	$ 10.10	$ 10.28	$ 10.78
General Use (GU)	$ 10.47	$ 10.65	$ 11.17
Library (LI)	$ 13.13	$ 13.35	$ 14.00
Shop (SH)	$ 7.01	$ 7.13	$ 7.47
Warehouse (WH)	$ 7.01	$ 7.13	$ 7.47
Other	**FY21**	**FY22**	**FY23**
FPM Space	$ 0.15	$ 0.13	$ 0.13
Vacant Space	$ 0.49	$ 0.80	$ 0.76
External Lease Recovery	$ 0.08	$ 0.07	$ 0.09
Lease Admin	$ 1.01	$ 0.97	$ 0.89
Capital Fee	**FY21**	**FY22**	**FY23**
All Capital Funds	$ 5.90	$ 6.37	$ 6.88

Department Lease Revenue

For reference only

Please contact Facilities and Property Management with any lease revenue questions.

Dept	Building #	Building Name	External Client	$/Year
DCHS	437	Multnomah County East	Gresham Senior Center	27,704
DCHS	377	Cherry Blossom Plaza	IRCO	37,052
DCHS	437	Multnomah County East	Meals on Wheels	43,871
DCHS	409	Tabor Square Office Building	Meals on Wheels	18,153
DCHS	322	Walnut Park Complex	Meals on Wheels	26,962
HD	420	Southeast Health Center	NWRPCA	28,239
DCHS	409	Tabor Square Office Building	Impact NW	56,890
DCHS	437	Multnomah County East	Ride Connection	3,612
DCHS	437	Multnomah County East	YWCA	28,283

Internal Service Cost Allocation Methods FY 2022

FY 2023 *Draft* Health Department Allocation

Internal Service Charges by General Ledger Account	FY 2023 Proposed	FY 2022 Adopted	YoY $	YoY %
60370 - Internal Service Telecom	$2,041,901	$1,733,313	$308,588	17.80%
60380 - Internal Service Data Processing	$19,951,102	$18,773,714	$1,177,388	6.27%
60411 - Internal Service Fleet Services	$425,344	$329,262	$96,082	29.18%
60412 - Internal Service Motor Pool	$337,483	$386,002	-$48,519	-12.57%
60430 - Internal Service Building Mgmt	$11,413,544	$11,025,047	$388,497	3.52%
60432 - Internal Service Enhanced Building	$2,729,712	$2,314,428	$415,284	17.94%
60461 -Internal Service Distribution	$729,702	$631,730	$97,972	15.51%
60462 - Internal Service Records	$415,484	$438,229	-$22,745	-5.19%
Total	$38,044,272	$35,631,724	$2,412,547	6.77%

Constraint inflation on Internal Services was 5.33% for CGF portion for an increase of $574,000

Health Department Internal Services Allocation Methodology

FY 2022 Total Internal Service Charges					
Ledger Account	Ledger Account Name		Budget	DCA Allocation Methodology	Health Allocation Methodology
60370	Telecommunications	$	1,733,313	*Phone Count*	*Phone Count*
60380	Data Processing	$	18,773,714	*PC Count/FTE/Usage*	*PC Count*
60411	Fleet Services	$	349,888	*Prior Year Usage*	*Prior Year Usage*
60412	Motor Pool	$	434,025	*Prior Year Usage*	*Prior Year Usage*
60430	Facilities & Property Management	$	11,025,047	*Square Footage/Lease*	*FTE*
60432	Enhanced Building Services	$	2,314,428	*Prior Year Usage*	*Prior Year Usage*
60435	Facilities Service Requests	$	535,766	*5 year Average*	*5 year Average*
60461	Distribution	$	631,730	*number of mail Stop*	*number of mail Stop*
60462	Records	$	438,229	*number of mail Stop*	*number of mail Stop*
	Total	**$**	**36,236,140**		

Explanation of Indirect Cost & Rates

EXPLANATION OF THE INDIRECT COST RATES

The Federal government recognizes that County organizations incur identifiable overhead costs in support of grants and contracts. The County's indirect calculation is based on personnel costs only.

Costs are categorized in two ways. The first establishes support costs internal to individual departments within the County and the other identifies countywide support costs.

Department Indirect Cost Rates: Each department has a rate based on departmental administrative personnel costs incurred within the organization. Only costs not charged directly to grants are included in the departmental rates.

Central Service Cost Allocation: The Central Service Cost Allocation Plan identifies and distributes the personnel cost of services provided by County support organizations (e.g., Budget Office, Auditor) to those County departments (e.g., Health, Sheriff) awarded grants or contracts as a flat countywide central service rate.

Combined Indirect Cost Rates: These are the indirect rates that each department may charge to grants. Indirect cost rates are applied to direct personnel expenditures only.

Countywide Cost Allocation Plan

Indirect Rates Compared

2021-2022 SUMMARY OF OMB 2 CFR 200 (UNIFORM GUIDANCE)
INDIRECT COST RATES
MULTNOMAH COUNTY

Department	Page	Central Indirect Cost Rate	Departmental Indirect Cost Rate	Combined Indirect Cost Rate
County Human Services	16	3.21%	11.38%	14.59%
Community Justice	17	3.21%	13.67%	16.88%
Health Services	18	3.21%	10.11%	13.33%
District Attorney	19	3.21%	20.05%	23.27%
Sheriff's Office	20	3.21%	8.82%	12.03%
Community Services	21	3.21%	10.67%	13.89%
Library Services*		3.21%	0.00%	3.21%
Joint Office of Homeless Services**		3.21%	0.00%	3.21%
Other County***		3.21%	0.00%	3.21%

* The library does not have a departmental rate as the library is a special district with an intergovernmental agreement outside of the cost allocation plan that includes support service costs.
** The Joint Office of Homeless Services does not have a departmental rate as they are considered non-departmental services and are covered under the Other County central rate.
*** Other County represents miscellaneous non-departmental groups that primarily direct charge operations to grant awards.

Multnomah County, Oregon
Countywide Cost Allocation Plan
For the Fiscal Year Ended June 30, 2022

Based on the Year Ending June 30, 2020
Prepared in Accordance with
OMB 2 CFR 200 (Uniform Guidance)

Prepared by:
Department of County Management
Eric Arellano, Chief Financial Officer
501 SE Hawthorne Blvd, Suite 531
Portland, Oregon 97214

TABLE OF CONTENTS

Page

Organizational Charts
Multnomah County, Oregon 2
Internal Service Providers 3

Section I: Indirect Cost Rates
Explanation of the Indirect Cost Rates 5
2021-2022 Summary of OMB 2 CFR 200 (Uniform Guidance) Indirect Cost Rates 6
Central Service Allocations
Summary of Central Service Allocation 8
Auditor 9
Budget Office 10
ERP Workday 11
Finance 12
Human Resources 13
Strategic Sourcing 14
Department Indirect Allocations
County Human Services 16
Community Justice 17
Health Services 18
District Attorney 19
Sheriff's Office 20
Community Services 21

Section II: Internal Service Funds
Internal Service Funds 23
Self-Insurance Information 26
Fringe Benefits Costs 28
Pension and Post-Retirement Benefits 29
Financial Statements:
Combining Statement of Net Position 50
Combining Statement of Revenues, Expenses and Changes in Fund Net Position 52
Non-Operating Transfers In/Out 54

Appendices
Certificate of Cost Allocation Plan 56
Certificate of Indirect Costs 57

The rates contained in this document are applicable to grants in existence during the fiscal year beginning July 1, 2021 and ending June 30, 2022.

Questions regarding the contents of the proposal should be directed to Cora Bell, Deputy Chief Financial Officer.

Multnomah County Finance
501 SE Hawthorne Blvd, Suite 531
Portland, OR 97214
(503) 988-7966

Multnomah County, Oregon
June 30, 2020

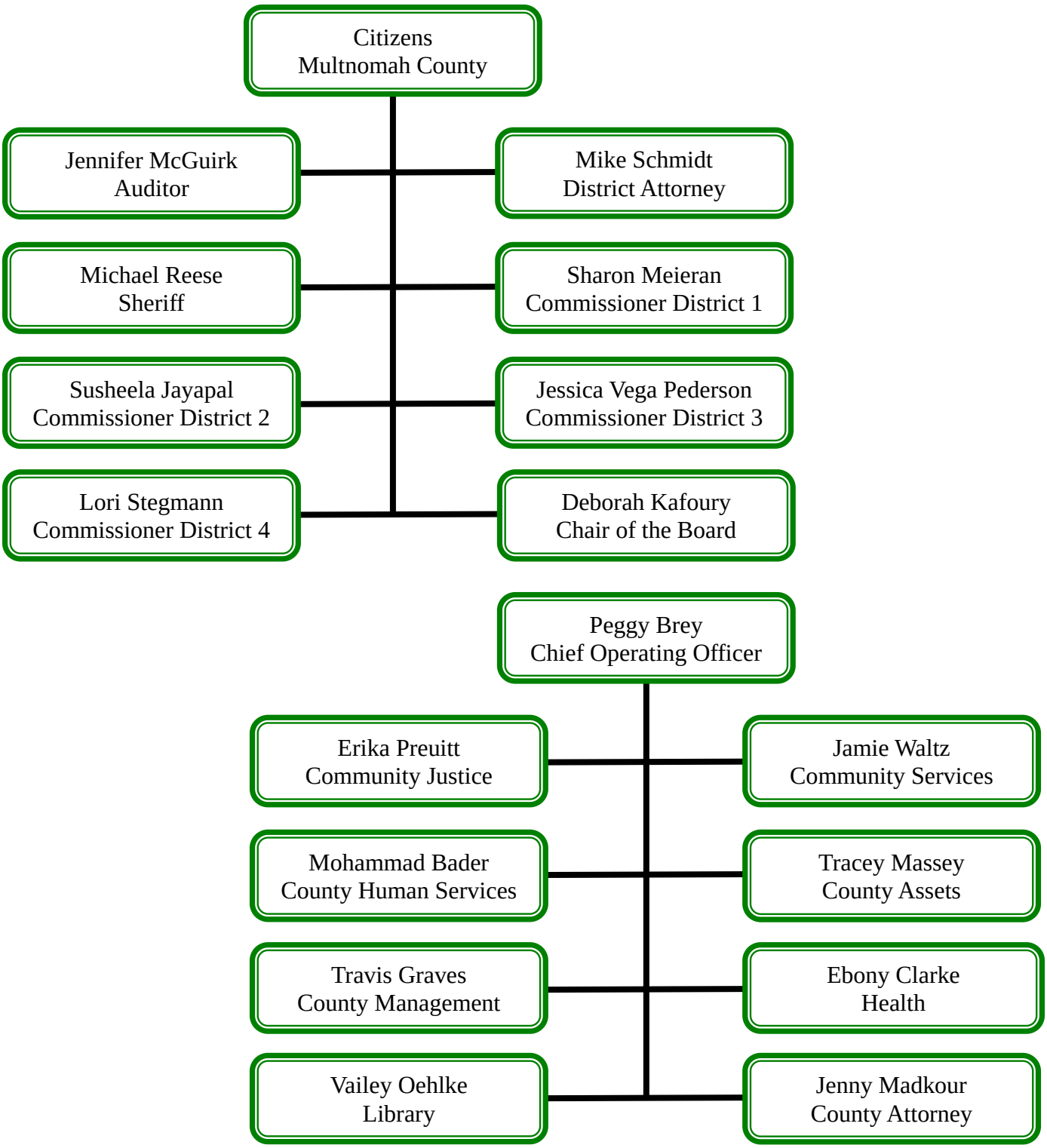

Multnomah County, Oregon
Internal Service Providers
June 30, 2020

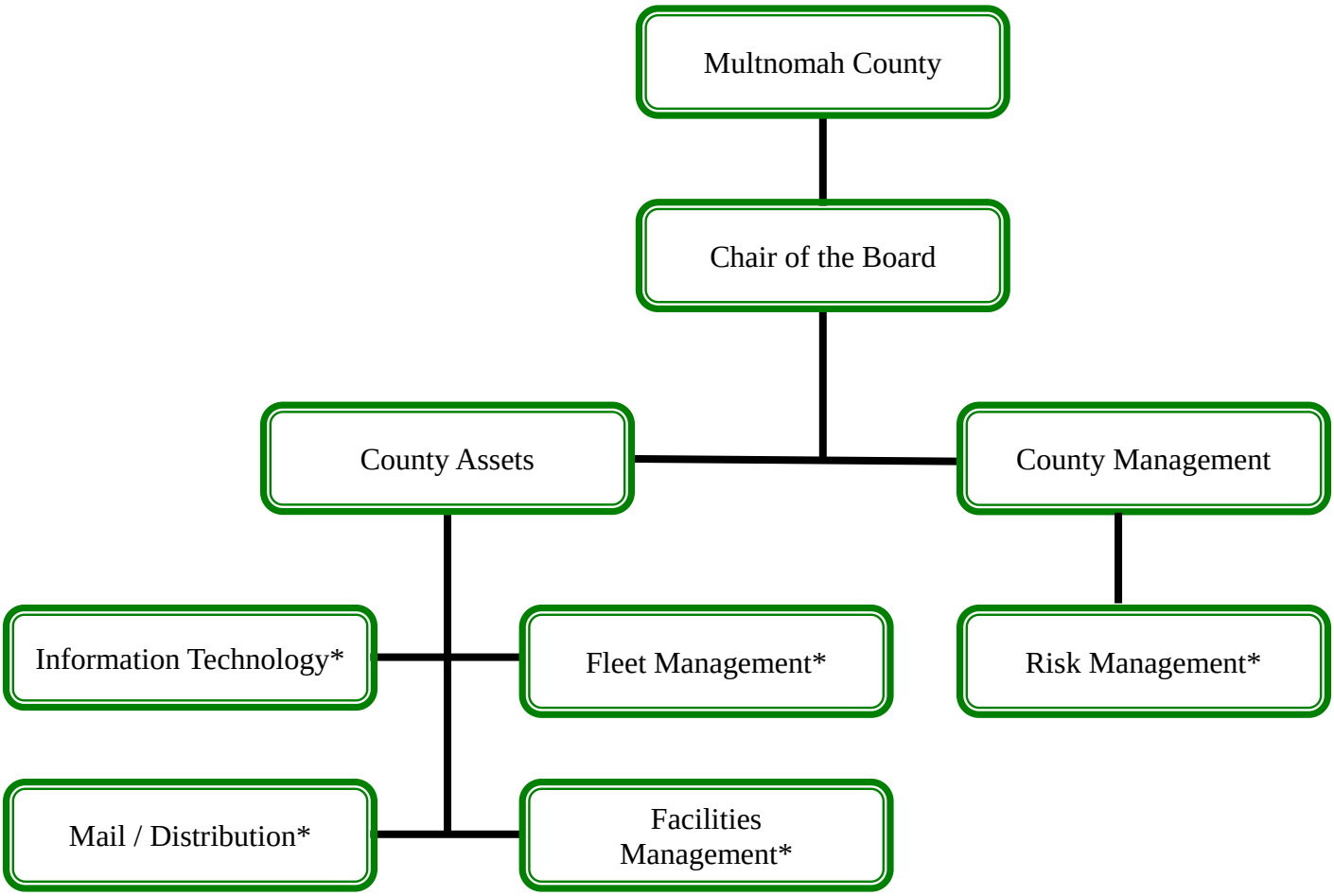

* Indicates department / division is an Internal Service Provider of the County.

Section I: Indirect Cost Rates

EXPLANATION OF THE INDIRECT COST RATES

The Federal government recognizes that County organizations incur identifiable overhead costs in support of grants and contracts. The County's indirect calculation is based on personnel costs only.

Costs are categorized in two ways. The first establishes support costs internal to individual departments within the County and the other identifies countywide support costs.

Department Indirect Cost Rates: Each department has a rate based on departmental administrative personnel costs incurred within the organization. Only costs not charged directly to grants are included in the departmental rates.

Central Service Cost Allocation: The Central Service Cost Allocation Plan identifies and distributes the personnel cost of services provided by County support organizations (e.g., Budget Office, Auditor) to those County departments (e.g., Health, Sheriff) awarded grants or contracts as a flat countywide central service rate.

Combined Indirect Cost Rates: These are the indirect rates that each department may charge to grants. Indirect cost rates are applied to direct personnel expenditures only.

2021-2022 SUMMARY OF OMB 2 CFR 200 (UNIFORM GUIDANCE) INDIRECT COST RATES

MULTNOMAH COUNTY

Department	Page	Central Indirect Cost Rate	Departmental Indirect Cost Rate	Combined Indirect Cost Rate
County Human Services	16	3.21%	11.38%	14.59%
Community Justice	17	3.21%	13.67%	16.88%
Health Services	18	3.21%	10.11%	13.33%
District Attorney	19	3.21%	20.05%	23.27%
Sheriff's Office	20	3.21%	8.82%	12.03%
Community Services	21	3.21%	10.67%	13.89%
Library Services*		3.21%	0.00%	3.21%
Joint Office of Homeless Services**		3.21%	0.00%	3.21%
Other County***		3.21%	0.00%	3.21%

* The library does not have a departmental rate as the library is a special district with an intergovernmental agreement outside of the cost allocation plan that includes support service costs.

** The Joint Office of Homeless Services does not have a departmental rate as they are considered non-departmental services and are covered under the Other County central rate.

*** Other County represents miscellaneous non-departmental groups that primarily direct charge operations to grant awards.

Central Service Allocations

SUMMARY OF CENTRAL SERVICE ALLOCATION

Central Service	Total
Auditor	$ 1,449,297
Budget Office	2,531,781
ERP Workday	2,027,458
Finance	10,011,664
Human Resources	4,983,026
Strategic Sourcing	30,108
Total Allocation	$ 21,033,335

$$\frac{\textbf{Central Service Costs} \quad \$ \; 21{,}033{,}335}{\textbf{All Other Allowable Costs} \quad \$ \; 654{,}701{,}856} = \textbf{3.21\%}$$

AUDITOR

DESCRIPTION OF SERVICES

The Auditor's Office conducts performance and fiscal audits in conformance with the US GAO Government Auditing Standards. The annual audit schedule is based upon a risk analysis of County services, with the majority of office resources focused on performance audits to increase efficiency, effectiveness, and accountability. Activities of the Auditor may include examination of expenditure reports for discrepancies or variances, reviews of internal controls, and testing transactions for compliance with state and federal regulations.

In keeping with the standards, the Auditor emphasizes a coordinated audit approach with the external auditors, and with state and federal agencies. County audits are complementary and never duplicate the audit efforts of the other organizations. The Auditor's efforts help ensure that County financial and administrative policies are being followed throughout the organization, including federal programs, and are, therefore, deemed allowable.

Personnel costs of the County Auditor, an elected official, have been eliminated from the allocation of central costs, but remains in the denominator of total personnel.

Expenditure Category	Actual FY18	Actual FY20	Roll forward Adjustment	Fixed FY22
Personnel Services	$ 1,228,061	$ 1,433,554	$ -	$ -
Unallowable	(172,501)	(181,125)	-	-
Total Allowable	$ 1,055,559	$ 1,252,428	$ 196,869	$ 1,449,297

BUDGET OFFICE

DESCRIPTION OF SERVICES

The Budget Office is responsible for preparation of the County's budget and the monitoring of the budget once adopted. Included among the division's activities is the review of County programs to ensure compliance with local budget law in addition to independent evaluations of County programs, policies, and initiatives in various service areas.

Since all grant programs must comply with local budget law and the Budget Office provides oversight necessary for the successful operation of federal programs, the Budget Services allocation is deemed allowable.

Expenditure Category	Actual FY18	Actual FY20	Roll forward Adjustment	Fixed FY22
Personnel Services	$ 1,722,904	$ 2,127,343	$ -	$ -
Unallowable	-	-	-	-
Total Allowable	$ 1,722,904	$ 2,127,343	$ 404,438	$ 2,531,781

ERP WORKDAY

DESCRIPTION OF SERVICES

The ERP Workday support team provides strategic and operational leadership and maintains, troubleshoots, and enhances the functionality of the County's Enterprise Resource Planning software, Workday.

ERP Workday manages human resource operational and strategic functions in Workday including project management, business analysis, configuration, reporting and daily maintenance across the multiple HR disciplines.

Additionally, ERP Workday maintains, troubleshoots, and enhances Workday finance functionality and supports planning, design, build, and testing of Workday configuration and custom reports. ERP Workday also maintains the system's foundational financial master data and supports departmental Workday users with training.

Since all grant programs require support for existing and new features within the software for the successful operation and record keeping of federal programs, the ERP Workday allocation is also deemed allowable.

Expenditure Category	Actual FY18	Actual FY20	Roll forward Adjustment	Fixed FY22
Personnel Services	$ -	$ 2,027,458	$ -	$ -
Unallowable	-	-	-	-
Total Allowable	$ -	$ 2,027,458	$ -	$ 2,027,458

FINANCE

DESCRIPTION OF SERVICES

The Finance Division is responsible for assuring that the County's financial activities are accurately reflected in the accounting records and that the County's cash is properly managed.

Activities of this organization include providing administrative support for federal grants, performing centralized payroll functions, and paying vendors. Accounting and Treasury perform banking services and manage County cash. Purchasing provides central purchasing and supply services to all County organizations, procuring all supplies, materials, equipment, labor, and contractual services for the performance of professional, technical, or expert services. In addition, Purchasing oversees the solicitation and processing of bids for services and products of a specialized nature needed by the County.

Purchasing directly benefits federal programs to the extent that it procures supplies and services for use in those programs. Accounting and Treasury services are deemed necessary for the successful conduct of federal programs and are, therefore, also allowable.

Expenditure Category	Actual FY18	Actual FY20	Roll forward Adjustment	Fixed FY22
Personnel Services	$ 7,178,646	$ 8,597,127	$ -	$ -
Unallowable	-	(1,972)	-	-
Total Allowable	$ 7,178,646	$ 8,595,155	$ 1,416,509	$ 10,011,664

HUMAN RESOURCES

DESCRIPTION OF SERVICES

The Human Resources Division is responsible for classification of County positions, overall County personnel policy administration, and maintenance of personnel records. The Labor Relations Section is responsible for negotiating and administering labor contracts, representing the County in civil service hearings, and advising managers on disciplinary action. The Classification and Compensation Section and the Talent Development / County Training Section ensure that current employees are fairly compensated and provided the tools to do their jobs.

Human Resources uses various communication media to advertise for suitable candidates, in addition to directly contacting prospective candidates. Examinations are conducted, administered, and scored by Human Resources. Reliability and validation studies of tests are undertaken regularly.

Human Resources classifies all job positions in the County as to educational and experience requirements together with on-job performance duties and maintain personnel history records reflecting data pertaining to employees' work.

Labor Relations, Classification Compensation, and Talent Development each directly benefit grant programs through their work with employees and managers within those programs.

The variety of personnel services described above is judged allowable since the services benefit all organizations of the County. They benefit federal programs to the extent that County employees are used to carry out program activities.

The Office of Diversity and Equality (ODE) resides within the Human Resources Division. ODE assures that the County conforms to regulatory requirements for monitoring, reporting, planning, and implementing programs and strategies that provide creative solutions to workforce and service program diversity. The ODE helps assure compliance with various equal opportunity laws. The need for such services has increased due to new federal regulations, equal opportunity and ADA requirements contained in federal grant regulations and ongoing interpretation of regulatory requirements.

Expenditure Category	Actual FY18	Actual FY20	Roll forward Adjustment	Fixed FY22
Personnel Services	$ 3,900,277	$ 4,449,371	$ -	$ -
Unallowable	-	(7,720)	-	-
Total Allowable	$ 3,900,277	$ 4,441,651	$ 541,375	$ 4,983,026

STRATEGIC SOURCING

DESCRIPTION OF SERVICES

The Strategic Sourcing Department includes components of the Strategic Sourcing, Procurement and Contract Administration unit, which is part of the Department of County Assets' (DCA) Administrative Services Hub. This unit works collectively with the other DCA Administrative Service Hub units to deliver services to both departments and divisions supported by DCA as well as the entire County.

They also focus on the development, implementation, oversight, and direct delivery of the strategic sourcing practices across the County. This unit provides strategy, leadership, expertise, and analytical information to the County and its Departments relative to these strategic sourcing practices.

Expenditure Category	Actual FY18	Actual FY20	Roll forward Adjustment	Fixed FY22
Personnel Services	$ 388,976	$ 209,542	$ -	$ -
Unallowable	-	-	-	-
Total Allowable	$ 388,976	$ 209,542	$ (179,434)	$ 30,108

Department Indirect Allocations

DEPARTMENT OF COUNTY HUMAN SERVICES

Central Services			**Departmental**		
Indirect	$ 21,033,335	**3.21%**	Indirect	$ 8,128,993	**11.38%**
Direct	$ 654,701,856		Direct	$ 71,419,564	

	Department Indirect	Department Direct	Department Total
Personnel Services	$ 7,180,036	$ 71,419,564	$ 78,599,600
Rollforward	948,957	-	948,957
Total	$ 8,128,993	$ 71,419,564	$ 79,548,557

Roll forward Computation	
Actual FY18	$ 6,231,079
Actual FY20	7,180,036
Rollforward Adjustment	948,957
Fixed FY22	$ 8,128,993

DEPARTMENT OF COMMUNITY JUSTICE

Central Services			**Departmental**		
Indirect	$ 21,033,335	**3.21%**	Indirect	$ 7,643,200	**13.67%**
Direct	$ 654,701,856		Direct	$ 55,925,436	

	Department Indirect	Department Direct	Department Total
Personnel Services	$ 7,234,911	$ 55,925,436	$ 63,160,347
Rollforward	408,288	-	408,288
Total	$ 7,643,200	$ 55,925,436	$ 63,568,636

Roll forward Computation	
Actual FY18	$ 6,826,623
Actual FY20	7,234,911
Rollforward Adjustment	408,288
Fixed FY22	$ 7,643,200

HEALTH DEPARTMENT

Central Services			**Departmental**		
Indirect	$ 21,033,335	**3.21%**	Indirect	$ 16,682,450	**10.11%**
Direct	$ 654,701,856		Direct	$ 164,968,946	

	Department Indirect	Department Direct	Department Total
Personnel Services	$ 15,610,946	$ 164,968,946	$ 180,579,892
Rollforward	1,071,505	-	1,071,505
Total	$ 16,682,450	$ 164,968,946	$ 181,651,396

Roll forward Computation	
Actual FY18	$ 14,539,441
Actual FY20	15,610,946
Rollforward Adjustment	1,071,505
Fixed FY22	$ 16,682,450

DISTRICT ATTORNEY

Central Services			**Departmental**		
Indirect	$ 21,033,335	**3.21%**	Indirect	$ 4,979,545	**20.05%**
Direct	$ 654,701,856		Direct	$ 24,831,810	

	Department Indirect	Department Direct	Department Total
Personnel Services	$ 4,105,012	$ 24,831,810	$ 28,936,822
Rollforward	874,533	-	874,533
Total	$ 4,979,545	$ 24,831,810	$ 29,811,356

Roll forward Computation	
Actual FY18	$ 3,230,479
Actual FY20	4,105,012
Rollforward Adjustment	874,533
Fixed FY22	$ 4,979,545

SHERIFF'S OFFICE

Central Services			**Departmental**		
Indirect	$ 21,033,335	**3.21%**	Indirect	$ 10,484,191	**8.82%**
Direct	$ 654,701,856		Direct	$ 118,902,163	

	Department Indirect	Department Direct	Department Total
Personnel Services	$ 9,561,726	$ 118,902,163	$ 128,463,889
Rollforward	922,465	-	922,465
Total	$ 10,484,191	$ 118,902,163	$ 129,386,354

Roll forward Computation	
Actual FY18	$ 8,639,261
Actual FY20	9,561,726
Rollforward Adjustment	922,465
Fixed FY22	$ 10,484,191

DEPARTMENT OF COMMUNITY SERVICES

Central Services			**Departmental**		
Indirect	$ 21,033,335	**3.21%**	Indirect	$ 2,517,199	**10.67%**
Direct	$ 654,701,856		Direct	$ 23,581,139	

	Department Indirect	Department Direct	Department Total
Personnel Services	$ 2,134,280	$ 23,581,139	$ 25,715,419
Rollforward	382,920	-	382,920
Total	$ 2,517,199	$ 23,581,139	$ 26,098,338

Roll forward Computation	
Actual FY18	$ 1,751,360
Actual FY20	2,134,280
Rollforward Adjustment	382,920
Fixed FY22	$ 2,517,199

Section II: Internal Service Funds

FY22 COST ALLOCATION PLAN - INTERNAL SERVICE FUNDS

These funds account for activities and services performed primarily for other organizational units within the County. Charges to the County agencies are calculated to recover costs and maintain capital. The County accounts for certain expenditures of the internal service funds for budgetary purposes on the modified accrual basis of accounting. For financial reporting purposes the accrual basis of accounting is used. Such differences relate primarily to the methods of accounting for deprecation and capital outlay. Noted below are the County's internal service funds along with a description of the methodology used to allocate the cost of the services, including how these costs or rates are determined. Rates for the internal service providers are posted on the County's public website at: https://multco.us/budget/fy-2022-county-assets-cost-allocations

Pursuant County policy internal service charges may include a contingency or reserve amount not to exceed 10 percent of operational expenditures. Internal Service rates are trued up annually, thereby eliminating excess reserves. Unreserved fund balances are reported annually to the Board of County Commissioners by the County's Chief Financial Officer shortly following the issuance of the Comprehensive Annual Financial Report (CAFR).

FLEET MANAGEMENT FUND accounts for the County's Motor Pool and Fleet Operations.

Rate Methodology

Fleet Operations creates four separate rates:

1) The Replacement Rate is a monthly charge per vehicle and equipment that is collected to fund the eventual replacement. The charge varies by type and is based on the current purchase price divided by the anticipated life in months.
2) The Mileage Rate is made on a per mile basis for every mile driven. The charges are based on the historical average per mile cost by class of vehicle (subcompact car, compact pickup, cargo van, etc.) This only applies to standard light duty vehicles. Heavy duty or specialized vehicles are charged actual cost incurred.
3) Time and materials charges for work done on specialized equipment.
4) The Overhead Rate is a monthly fee charged per vehicle that covers all normal fleet program costs not included in the Replacement Rate and Mileage Rate.
    a) Motor Pool determines its service charge based on an analysis of prior year actual costs, and current year budgeted costs.

Fiscal year 2022 rates

1) Fleet utilizes six separate rates to account for its cost:
    a) Replacement Charge - Varies by type of vehicle, cost to replace and estimated life.
    b) Replacement Admin – A 6% administration fee.
    c) Annual Base Charge – Varies by type of class.
    d) Mileage Rate – Ranges from $0.45 to $0.90 per mile, shop rate for labor cost is $128, fuel markup is 9% and parts markup is 32%.
    e) Overhead Charge – Calculated at $1148 per vehicle per year and $306 per equipment per year.
    f) Specialized Equipment – Calculated at $306 per year per piece of equipment.

2) Motor Pool charges $7.50 per hour with a minimum charge of two hours a day. Enterprise CarShare is $1,100/vehicle/month or $16.57 per hour. Rental of specialized vehicles from commercial rental agencies are not included in this charge, but are charged at a daily rate of $50.00 plus overhead and fuel.

INFORMATION TECHNOLOGY (IT) FUND accounts for the County's information technology services including business applications, desktop computing, helpdesk, networking, security, telecommunications, and enterprise system support services.

IT uses a cost allocation method that charges the cost of IT operations to each department based on an appropriate rate driver for each type of service provided. Costs are estimated based on prior year actual expenses and current year budgeted expenses. Rate drivers and the services allocated by each are:

1) Desktop and Server Device Count. Desktop Devices include laptops, personal computers, tablets, and actual and virtual file servers. Services allocated by desktop device count by department are Help Desk, Network Security, Desktop Services, General Government & Open Source Applications, some GIS services, and some Server & Support Services.
2) Circuits. Network Services costs are allocated to each department based on wide-area network circuit counts by department.
3) Planview Data. Planview is a software tool in which IT staff account for all hours worked. Services allocated by Planview data are Application Support Services, Data & Reporting Services, and some GIS Services.
4) ERP employee count. ERP Support services are allocated based on the number of employees in each department.
5) Telecommunications services are allocated by phone number and Planview.
6) Mobile device costs are allocated by usage (minutes/data). Cost of program management is allocated by device at $7.71 per month per device.

MAIL AND DISTRIBUTION FUND accounts for the County's Mail / Distribution and Records Management operations.

<u>Rate Methodology</u>

1) Mail/Distribution charges are based on the prior fiscal year's actual operating and maintenance costs. Mail/Distribution costs are billed to departments.
2) Record Management costs are allocated based on past activity in relation to record actions, boxes accessioned, and boxes stored. Department percentages in these three areas are averaged for an overall percentage of program usage.

<u>Fiscal year 2022 rates</u>

1) Distribution costs are charged to departments based on a department's number of stops, and special delivery requests. Operational costs are allocated based on a fixed stop charge at $7,088/year/stop point allocation. Special deliveries are charged at $85 per hour. Pass Through (Postage, UPS, etc.) are billed on actual usage.
2) The Records program is allocated to departments as a percentage of overall program usage based on records action, electronic document and records management system, and shredding bins. Costs are allocated at 1/12 of the budgeted amount each month.

FACILITIES MANAGEMENT FUND accounts for the management of all County-owned and leased facilities and for Electronic Services.

Facilities utilize a base allocation rate, which it charges to each department depending on the amount and type of space being occupied by each. The base rate accounts for the cost of annual operations and maintenance for the space being provided. It's calculated by analyzing prior year(s) costs, and current year budgeted costs. Facilities also calculates a burden rate differentiated by activity type to capture the direct cost of employees who perform services at facilities or for departments. The burden rate is also calculated via analyzing the prior year(s) costs, coupled with current year budgeted costs.

The base allocation rate varies from $7.13 – $14.78 per square foot per year, depending on the type and quantity of space being utilized by each department. The burden rate for labor costs varies by type of employee and ranges.

RISK MANAGEMENT FUND accounts for the County's risk management activities including insurance coverage for property, liability, unemployment, workers' compensation, and medical and dental coverage for active and retired employees. The Risk Management Fund also provides for workplace safety and wellness.

An analysis of historical claims data is used to determine the annual cost of most Risk Management Fund activities. Certain insurance premiums (i.e., Property and Hazard) are established through a competitive bid process based on the County's legal requirements. An appropriate level of funding is also included in the rate to account for incurred but not reported expenses as determined by an actuarial assessment. Medical and dental rates are also established based on an annual actuarial assessment of costs to be incurred.

Insurance rates vary by department based on worker's compensation and liability claims experience and range from 6.65% to 8.90% of payroll. In addition, departments are charged a flat rate for active employee healthcare.

Multnomah County is self-insured for the following activities:
- Liability
- Worker's Compensation
- Unemployment
- Active Employee and Retiree Healthcare

Reserves are allocated, first to the County's unfunded actuarial liability for retiree healthcare. The Financial Policies adopted annually by the Board of County Commissioners specify that the County will fund up to 30% of the retiree healthcare liability (commonly known as OPEB) by the end of fiscal year 2019. The liability is approximately $125 million based on the most recent OPEB actuarial valuation (January 1, 2020).

SELF-INSURANCE INFORMATION

The County is exposed to various risks of loss related to torts; theft of, damage to, and destruction of assets; errors and omissions; and natural disasters for which the County carries commercial insurance. The County has an established risk management program for liability, workers' compensation and medical/dental, whereby premiums are calculated on payroll expenditures in all County funds and are paid into the risk management fund. The funds are available to pay claims, claim reserves, and reduce administrative costs of the program. These interfund premiums are used to offset the amount of claims expenditure reported in the risk management fund. Liabilities of the fund are reported when it is probable that a loss has occurred and the amount of the loss can be reasonably estimated. Liabilities include an amount for claims that have been incurred but not reported (IBNRs). The result of the process to estimate the claims liability is not an exact amount as it depends on many complex factors, such as inflation, changes in legal doctrines, and damage awards. Accordingly, claims are re-evaluated periodically to consider the effect of inflation, recent claim settlement trends (including frequency and amount of payouts), and other economic and social factors. The estimate of the claims liability also includes amounts for incremental claim adjustment expenses related to specific claims and other claim adjustment expenses regardless of whether allocated to specific claims. Discount factors of 0.904 and 0.930 were used to estimate the year-end liability component. The County's excess insurance coverage policies cover claims in excess of $1 million for workers' compensation and $1 million for all liability claims.

How Are Contributions Determined?

An analysis of historical claims data is used to determine the annual budget for most Risk Management Fund activities. Certain insurance premiums (i.e., Property and Hazard) are established through a competitive bid process based on the County's legal requirements. An appropriate level of funding is established to account for excess claims and/or incurred but not reported expenses.

Description of the Procedures Used to Charge or Allocate Fund Contributions

Departments are charged a percentage of payroll expense for the activities included in the Risk Management Fund. Medical and dental premiums are established based on an annual actuarial assessment, which is performed by the County's benefit consultant. All departments pay a flat rate per employee for active employee healthcare costs. Rates for medical, dental, health promotion, and non-exempt employees' life insurance will be billed at the same dollar amount no matter what the individual level of coverage is.

For fiscal year 2022, the flat amounts are:

- $18,547 for full-time employees
- $13,910 for Local 88 three-quarter time employees
- $10,586 for half-time employees

Self-Insurance/Risk Management Fund Reserve Level

Multnomah County maintains a reserve that is considered adequate based on actuarial assessments for all self-insured risks including reported and adjudicated claims, reported but not adjudicated claims, and incurred but not reported claims.

Actuarial and Insurance Reports

Per code Multnomah County receives an annual actuarial assessment every three years for workers compensation and outstanding liability for insurance risks. This report is kept on hand and is available for viewing upon request.

Changes in the balances of claims liabilities during the past two years are as follows (expressed in thousands):

	Fiscal Year Ended 6/30/20	Fiscal Year Ended 6/30/19
Unpaid claims, beginning of fiscal year	$ 12,364	$ 13,891
Incurred claims (including IBNRs)	33,616	34,331
Actuarial adjustment	(3,491)	(3,011)
Claim payments	(31,910)	(32,847)
Unpaid claims, end of fiscal year	$ 10,579	$ 12,364

Fiscal Year 2020 Total Claims and IBNR Reserves by category:

- Workers Comp $4.7 million
- General Liability $3.2 million
- Medical/Dental $2.7 million

FRINGE BENEFITS COSTS

Fringe Benefit Policy

The County provides a comprehensive fringe benefits package to employees depending on the contract, position and employment status. Furthermore, most retired employees are also eligible for these benefits, though some restrictions may apply.

Description of the Procedures Used to Charge or Allocate Costs of Benefits

Similar to the allocation of fund contributions in the Risk Management fund, departments are charged a percentage of payroll expense for benefitted activities related to fringe benefits. Medical and dental premiums are established based on an annual actuarial assessment, which is performed by the County's benefit consultant. All departments pay a flat rate per employee for active employee healthcare costs.

Additional information on the County's fiscal year 2022 budget process can be found on line at: https://multco.us/budget/fy-2022-budget-manuals-forms-calendars-and-other-resources

Postemployment benefits other than pensions

The other postemployment benefits (OPEB) for the County combines two separate plans. The County makes contributions to the State of Oregon's Public Employees Retirement System (OPERS) Retirement Health Insurance Account, and provides the Multnomah County Postretirement Medical and Life Insurance Plan (County Plan).

State of Oregon Public Employees Retirement System - Retirement Health Insurance Account

Plan Description. The County contributes to the OPERS Retirement Health Insurance Account (RHIA) for each of its eligible employees. RHIA is a cost-sharing multiple-employer defined benefit other postemployment benefit (OPEB) plan administered by OPERS. RHIA pays a monthly contribution toward the cost of Medicare companion health insurance premiums of eligible retirees. ORS 238.420 established this trust fund. Authority to establish and amend the benefit provisions of RHIA reside with the Oregon Legislature. The plan is closed to new entrants after January 1, 2004. OPERS issues a publicly available financial report that includes financial statements and required supplementary information. That report may be obtained by by telephone (503) 598-7377; by writing to OPERS, PO Box 23700, Tigard, OR 97281-3700, or online: http://www.oregon.gov/pers/Pages/Financials/Actuarial-Financial-Information.aspx.

Plan Benefits:

Funding policy. Because RHIA was created by enabling legislation (ORS 238.420), contribution requirements of the plan members and the participating employers were established and may only be amended by the Oregon Legislature. ORS requires that an amount equal to $60 (dollars) or the total monthly cost of Medicare companion health insurance coverage, whichever is less, shall be paid from the RHIA established by the employers; and any monthly cost in excess of $60 (dollars) shall be paid by the eligible retired member in the manner provided in ORS 238.410.

To be eligible to receive this monthly payment toward the premium cost, the member must: (1) have eight years or more of qualifying service in OPERS at the time of retirement or receive a disability allowance as if the member had eight years or more of creditable service in OPERS, (2) receive both Medicare Parts A and B coverage, and (3) enroll in an OPERS-sponsored health plan. A surviving spouse or dependent of a deceased OPERS retiree who was eligible to receive the subsidy is eligible to receive the subsidy if he or she is receiving a retirement benefit or allowance from OPERS, or was insured at the time the member died and the member retired before May 1, 1991.

Participating governments are contractually required to contribute to RHIA at a rate assessed each year by OPERS, currently 0.05 percent of annual covered payroll for Tier One, Tier Two and for OPSRP employees. The OPERS Board of Trustees sets the employer contribution rate. The rate is based on the annual required contribution (ARC) of the combined participant employers. This is an amount actuarially determined in accordance with the parameters of GASB Statement No. 75.

The ARC represents a level of funding that, if paid on an ongoing basis, is projected to cover normal cost each year and amortize any unfunded actuarial liabilities (or funding excess) of the plan over a closed period not to exceed 30 years.

Contributions. The County's contractually required contribution rate for the year ended June 30, 2020 was 0.06 percent of the covered payroll for Tier 1/Tier 2 employees, actuarially determined as an amount that is expected to finance the costs of the benefits earned by employees during the year. Employees are not required to contribute to the RHIA plan. Contributions by the County to the RHIA plan equaled the required contributions each year and were:

Fiscal Year Ended June 30,	RHIA Contributions
2017	$ 1,678
2018	1,641
2019	1,006
2020	856

RHIA OPEB Asset, Expense, Deferred Outflows (Inflows) of Resources

For the fiscal year ended June 30, 2020, the County reported an asset of $3,920 for its proportionate share of the collective net RHIA OPEB asset. The collective net RHIA OPEB asset was measured as of June 30, 2019 and the total RHIA OPEB asset used to calculate the collective net RHIA OPEB asset was determined by an actuarial valuation as of December 31, 2017. The County's proportionate share of the collective net RHIA OPEB asset was based on a projection of the County's long-term share of contributions to the RHIA OPEB plan relative to the projected contributions of all participating employers, actuarially determined. The County's proportionate share at June 30, 2020 and June 30, 2019 was 2.029 and 3.389 percent respectively, resulting in a decrease of 1.360 percent.

For the year ended June 30, 2020, the County recognized expenses of $1,020 for RHIA OPEB. At June 30, 2020, the County reported deferred outflows of resources and deferred inflows of resources related to RHIA OPEB from the following sources:

Schedule of Deferred Outflows / (Inflows) of Resources	Deferred Outflows of Resources	Deferred Inflows of Resources	Net Deferred Outflows / (Inflows) of Resources
Differences between expected and actual experience	$ -	$ (517)	$ (517)
Changes of assumptions	-	(4)	(4)
Net difference between projected and actual earnings on investments	-	(243)	(243)
Changes in proportionate share	745	(7)	738
Total (prior to post-measurement date contributions)	745	(771)	(26)
Contributions made subsequent to measurement date	856	-	856
Net deferred outflows / (inflows) of resources	$ 1,601	$ (771)	$ 830

Deferred outflows of resources of $856 were reported related to RHIA OPEB contributions subsequent to the measurement date and will be recognized as a reduction of the collective net RHIA OPEB liability in the year ended June 30, 2020. Other amounts reported by the County as deferred outflows of resources and deferred inflows of resources related to RHIA OPEB will be recognized in RHIA OPEB expense in subsequent years as follows:

Fiscal Year Ending June 30,	Differences between Expected and Actual Experience	Changes in Assumptions	Net Difference Between Projected and Actual Earnings on Investments	Changes in Proportionate Share	Net Deferred Outflows / (Inflows) of Resources
2021	$ (267)	$ (3)	$ (122)	$ 349	$ (43)
2022	(228)	(1)	(122)	354	3
2023	(22)	-	(24)	35	(11)
2024	-	-	25	-	25
2025 and thereafter	-	-	-	-	-
Total	$ (517)	$ (4)	$ (243)	$ 738	$ (26)

Actuarial methods and assumptions used in developing total RHIA OPEB asset

The total RHIA OPEB asset based on the December 31, 2017 valuation was determined using the following actuarial methods and assumptions:

Valuation date	December 31, 2017
Measurement date	June 30, 2019
Experience study	2016, Published July 26, 2017
Actuarial cost method	Entry Age Normal
Actuarial assumptions:	
Inflation rate	2.50 percent
Long-term expected rate of return	7.20 percent
Discount rate	7.20 percent
Projected salary increases	3.50 percent
Cost of living adjustments (COLA)	Blend of 2.00% COLA and graded COLA (1.25% / 0.15%) in accordance with Moro decision, blend based on service
Mortality	*Health retirees and beneficiaries:* RP-2014 Healthy annuitant, sex-distinct, generational with Unisex, Social Security Data Scale, with collar adjustments and set-backs as described in the valuation. *Active Members:* RP-2014 Employees sex-distinct, generational with Unisex, Social Security Data Scale, with collar adjustments and set-backs as described in the valuation. *Disabled retirees:* RP-2014 Disabled retirees, sex-distinct, generational with Unisex, Social Security Data Scale.

Actuarial valuations of an ongoing plan involve estimates of the value of projected benefits and assumptions about the probability of events far into the future. Actuarially determined amounts are subject to continual revision as actual results are compared to past expectations and new estimates are made about the future.

Discount rate

The discount rate used to measure the total RHIA OPEB asset was 7.2 percent. The projection of cash flows used to determine the discount rate assumed that contributions from County will be made at contractually required rates, actuarially determined. Based on this assumption, the RHIA OPEB plan’s fiduciary net position was projected to be available to make all projected RHIA OPEB payments for current active and inactive employees. Therefore, the long-term expected rate of return on RHIA OPEB plan investments was applied to all periods of projected benefit payments to determine the total RHIA OPEB asset.

GASB 74 generally requires that a blended discount rate be used to measure the total OPEB liability. The long-term expected return on plan investments may be used to discount liabilities to the extent that the plan's fiduciary net position (fair value of assets) is projected to cover benefit

payments and administrative expenses. A 20-year high quality (AA/Aa or higher) municipal bond rate must be used for periods where fiduciary net position is not projected to cover benefit payments and administrative costs.

Sensitivity analysis of the County's proportionate share of the net RHIA OPEB asset to changes in the discount rate

The following presents the County's proportionate share of the net RHIA OPEB asset calculated using the discount rate of 7.2 percent, as well as what the County's proportionate share of the net RHIA OPEB asset would be if it were calculated using a discount rate that is 1-percentage-point lower (6.2 percent) or 1-percentage-point higher (8.2 percent) than the current rate:

	1% Decrease (6.20)%	Current Discount Rate (7.20)%	1% Increase (8.20)%
County's proportionate share of the net OPEB asset	$ (3,039)	$ (3,920)	$ (4,671)

Long-term expected rate of return

To develop an analytical basis for the selection of the long-term expected rate of return assumption, in July 2017 the OPERS Board reviewed long-term assumptions developed by both Milliman's capital mark assumptions team and the Oregon Investment Council's (OIC) investment advisers. The table below shows Milliman's assumptions for each of the asset classes in which the plan was invested at that time based on the OIC long-term target asset allocation. The OIC's description of each asset class was used to map the target allocation to the asset classes shown below. Each asset class assumption is based on a consistent set of underlying assumptions and includes adjustment for the inflation assumption. These assumptions are not based on historical returns, but instead on a forward-looking capital market economic model.

Asset Class	Target Allocation	20-Year Annualized Geometric Mean
Core Fixed Income	9.60%	4.07%
Short-term Bonds	9.60%	3.68%
Bank/Leveraged Loans	3.60%	5.19%
High Yield Bonds	1.20%	5.74%
Large/Mid Cap US Equities	16.17%	6.30%
Small Cap US Equities	1.35%	6.68%
Micro Cap US Equities	1.35%	6.79%
Developed Foreign Equities	13.48%	6.91%
Emerging Market Equities	4.24%	7.69%
Non-US Small Cap Equities	1.93%	7.25%
Real Estate (REITS)	2.50%	6.69%
Real Estate (Property)	10.00%	5.55%
Timber	1.13%	5.61%
Farmland	1.13%	6.12%
Infrastructure	2.25%	6.67%
Private Equity	17.50%	8.33%
Commodities	1.13%	3.79%
Hedge Fund of Funds – Diversified	1.50%	4.06%
Hedge Fund – Event-driven	0.38%	5.59%
Portfolio - Net of Investment Expenses	100.00%	6.91%
Assumed Inflation - Mean		2.50%

Multnomah County Postretirement Retiree Medical and Life Insurance Plan

Plan description. The County also administers a single-employer defined benefit healthcare and life insurance plan (the Plan) per the requirements of collective bargaining agreements. Benefit provisions are established through negotiations between the County and representatives of collective bargaining units. The Plan states the County shall pay 50 percent of the monthly medical insurance premium on behalf of a County retiree and his/her eligible dependents from the retiree's 58th birthday or date of retirement, whichever is later, until the retiree's 65th birthday, death or eligibility for Medicare, whichever is earlier. Retirees must have five years of continuous County service immediately preceding retirement at or after age 58, or ten years of continuous County service immediately preceding retirement prior to age 58. The Plan does not issue a publicly available financial report.

Plan benefits

Funding policy. A trust fund has not been established to hold resources for the payment of benefits for the net OPEB obligation. Contribution requirements are negotiated between the County and union representatives. The Plan offers retirees a health benefit equal to half of their monthly premium; retirees are required to pay the other half. The County's regular health care benefit providers underwrite the retirees' policies. Retirees may not convert the benefit into an in-lieu payment to secure coverage under independent plans. The County is contractually obligated by collective bargaining agreements to cover 50 percent of the annual premium costs, which are two percent of annual covered payroll to fund the Plan.

At the date of the last valuation, January 1, 2019, there were 518 retirees enrolled in the OPEB medical benefit and 2,205 retirees with life coverage. Retirees with medical insurance noted above excludes post age 65 retirees who are not covering their pre-age 65 spouses and/or dependents, as the County does not incur any liability from those participants. In addition, retirees may enroll in dental insurance at their own cost; the County does not incur any liability for retiree dental coverage.

The required contribution is based on projected pay-as-you-go financing requirements. For fiscal year 2020, the County contributed $6,295 to the Plan, of which $2,960 was explicitly contributed as part of the contractual obligation described above; the remaining $3,335 represents the implicit subsidy derived from active employee contributions. Administrative expenses of $373 are included in the explicit contributions.

Actuarial methods and assumptions used in developing total OPEB liability

The total OPEB liability based on the January 1, 2019 valuation was determined using the following actuarial methods and assumptions:

Measurement date	January 1, 2020
Actuarial assumptions:	
Discount rate:	
As of January 1, 2019	4.10 percent

As of January 1, 2020	2.74 percent (Bond Buyer 20-Bond GO Index as of December 27, 2018, and December 26, 2019)
Healthcare cost trends	Ranges from 6.6 percent in 2020 decreasing to 4 percent in 2035
Wage inflation rate	3.50 percent per year
Salary merit increase rates	Rates used in 2016 OPERS experience study
Mortality	Rates used in 2016 OPERS experience study

Actuarial valuations of an ongoing plan involve estimates of the value of reported amounts and assumptions about the probability of occurrence of events into the future. Examples include assumptions about future employment, mortality and healthcare cost trends. Amounts determined regarding the funded status of the plan and the annual required contributions of the employer are subject to continual revisions as actual results are compared with past expectations and new estimates are made about the future.

Projections of benefits for financial reporting purposes are based on the substantive plan (the plan as understood by the employer and the plan members), which includes the types of benefits provided at the time of each valuation and the historical pattern of sharing of benefit costs between the employer and the plan members to that point. The actuarial methods and assumptions used include techniques that are designed to reduce the effects of short-term volatility in AAL and the actuarial value of assets, consistent with the long-term perspective of the calculations.

In the January 1, 2019 actuarial valuation, the entry age normal actuarial cost method was used. Under this method, the actuarial present value of the projected benefits of each individual is allocated on a level basis over the earnings or service of the individual between date of hire and assumed retirement date.

Changes since the last valuation

The discount rate was changed to match the yield on a 20-year general obligation bond.

Per-person health care cost trends from 2019 to 2020 were updated so that the projected 2020 premium amounts match the actual 2020 premiums.

Any change in total OPEB liability due to benefit changes is recognized immediately. During fiscal year ending June 30, 2020, the change due to the repeal of the excise tax on "Cadillac" plans was treated as a benefit change. The “Cadillac Tax” in the Affordable Care Act (ACA) was repealed in the Further Consolidated Appropriations Act 2020 (Budget Bill) dated December 19, 2019. The repeal of the “Cadillac Tax” was reflected in the January 1, 2020 total OPEB liability by removing the previously assumed cost of the excise tax.

Changes in total OPEB liability

The table below shows the changes in the total OPEB liability during the measurement period ending on January 1, 2020.

Changes in Total OPEB Liability	Total OPEB Liability
Balance at January 1, 2019	$ 109,250
Changes for the year:	
Service cost	5,965
Interest	4,480
Changes of benefits	(98)
Differences between expected and actual experience	(3,143)
Changes of assumptions	10,558
Benefit payments:	
Explicit subsidy	(2,587)
Implicit subsidy	(3,334)
Net changes	11,841
Balance at January 1, 2020	$ 121,091

During the measurement year, the total OPEB liability increased by $11,841. The service cost and interest cost increased the total OPEB liability by $10,445 while benefit payments reduced the total OPEB liability by $5,921.

There was a change in benefits during the measurement year due to the repeal of the excise tax, which decreased the total OPEB liability by approximately $98. There was a change in assumptions during the measurement year decreasing the discount rate, which increased the total OPEB liability by approximately $10,558. There was as liability gain during the year due to the actual health trend rates, which decreased the total OPEB liability by approximately $3,143.

Sensitivity analysis of the County's Plan for total OPEB liability to changes in the discount rate

Changes in the discount rate affect the measurement of the total OPEB liability. Lower discount rates produce a higher total OPEB liability and higher discount rates produce a lower total OPEB liability. The table below shows the sensitivity of the total OPEB liability to the discount rate.

	1% Decrease 1.74%	Current Discount Rate 2.74%	1% Increase 3.74%
Net OPEB liability	$ 129,481	$ 121,091	$ 113,233

A one percent decrease in the discount rate increases the total OPEB liability by approximately 6.9 percent and a one percent increase in the discount rate decreases the total OPEB liability by approximately 6.5 percent.

Sensitivity analysis of the County's Plan for total OPEB liability to changes in the healthcare trends

Changes in the healthcare trends also affect the measurement of the total OPEB liability. Lower healthcare trends produce a lower total OPEB liability and higher healthcare trends produce a

higher total OPEB liability. The table below shows the sensitivity of the total OPEB liability to the health care trends.

	1% Decrease	Healthcare Trend	1% Increase
Net OPEB liability	$ 108,635	$ 121,091	$ 135,664

A one percent decrease in the healthcare trends decreases the total OPEB liability by approximately 10.3 percent and a one percent increase in the healthcare trends increases the total OPEB liability by approximately 12 percent.

OPEB deferred inflows and outflows of resources

The table below summarizes the current balances of deferred outflows of resources related to the Plan along with the net recognition over the next five years and the total recognition thereafter, if any.

Schedule of Deferred Outflows / (Inflows) of Resources	Deferred Outflows of Resources	Deferred Inflows of Resources	Net Deferred Outflows / (Inflows) of Resources
Differences between expected and actual experience	$ 475	$ (13,556)	$ (13,081)
Changes in assumptions	10,702	(4,752)	5,950
Subtotal	11,177	(18,308)	(7,131)
Contributions subsequent to the measurement date:			
Explicit subsidy	1,341	-	1,341
Implicit subsidy	1,688	-	1,688
Administrative expenses	195	-	195
Total contributions subsequent to measurement date	3,224	-	3,224
Net deferred outflows / (inflows) of resources	$ 14,401	$ (18,308)	$ (3,907)

Amounts reported as deferred outflows due to contributions subsequent to the measurement date will be recognized as a reduction of the total OPEB liability in the year ended June 30, 2020. Other amounts reported as deferred outflows and deferred inflows of resources will be recognized in OPEB expense as follows:

Fiscal Year Ending June 30,	Future Recognition of OPEB Expense
2021	$ (1,532)
2022	(1,532)
2023	(1,532)
2024	(1,532)
2025	(2,063)
Thereafter	1,060
Total	$ (7,131)

The impacts of experience gains or losses and assumption changes on the total OPEB liability are recognized in expense over the average expected remaining service life of all active and inactive members of the Plan. As of the measurement date, this recognition period was seven years.

During the year, actual experience differed from assumed experience decreasing the total OPEB liability by $3,142. Approximately $523 is recognized in the current year and an identical amount will be recognized in each of the next six years. Unrecognized experience gains from prior years were $, of which $475 is recognized in the current year.

Unrecognized experience losses from prior years was $600, of which $100 is recognized in the current year. As of January 1, 2020 unrecognized experience gains and losses from the current and prior years result in deferred inflows of resources of approximately $13,556 and a deferred outflow of resources of approximately $475.

In addition, changes in assumptions increased the total OPEB liability by approximately $10,700. Approximately $1,783 is recognized in the current year and an identical amount will be recognized in each of the next six years. Unrecognized assumption changes from the prior year that increased the total OPEB liability by $3,600, of which $500 is recognized in the current year. As of January 1, 2020, unrecognized assumption changes from the current and prior years result in a deferred outflow of resources of approximately $10,701 and a deferred inflow of resources of approximately $4,751.

Aggregated information on OPEB plans

For the year ended June 30, 2020, the County recognized a net OPEB expense of $1,892. The aggregate balance of the County's net OPEB liability, deferred outflows, deferred inflows, and expense related to other postemployment benefits for the County Plan and OPERS RHIA as of June 30, 2020 is as follows:

	County Plan	OPERS RHIA	Totals
Governmental activities:			
Net OPEB asset (liability)	$ (119,110)	$ 3,856	$ (115,254)
Deferred outflows	14,165	1,575	15,740
Deferred inflows	(18,008)	(758)	(18,766)
OPEB Expense (Income)	3,235	(1,015)	2,220
Total governmental activities	(119,718)	3,658	(116,060)
Business-type activities:			
Net OPEB asset (liability)	(1,981)	64	(1,917)
Deferred outflows	236	26	262
Deferred inflows	(300)	(13)	(313)
OPEB Expense (Income)	(323)	(5)	(328)
Total business-type activities	(2,368)	72	(2,296)
Totals:			
Net OPEB asset (liability)	(121,091)	3,920	(117,171)
Deferred outflows	14,401	1,601	16,002
Deferred inflows	(18,308)	(771)	(19,079)
Expense related to OPEB	2,912	(1,020)	1,892
Totals	$ (122,086)	$ 3,730	$ (118,356)

Employee retirement systems, pension plans and deferred compensation plan

State of Oregon Public Employees Retirement System

Plan description. The County is a participating employer in the Oregon Public Employee Retirement System (OPERS), a cost-sharing multiple-employer defined benefit public employee pension plan. The County also maintains a defined contribution plan for the purpose of individual retirement savings through OPERS: the Individual Account Program (IAP). Employees hired before August 29, 2003 belong to the Tier One/Tier Two Retirement Benefit Program (established pursuant to ORS Chapter 238), while employees hired on or after August 29, 2003 belong to the OPSRP Pension Program (established pursuant to ORS Chapter 238A). OPERS is administered under Oregon Revised Statutes Chapter 238 and Internal Revenue Service 401(a) by the Public Employees Retirement Board (OPERS Board).

OPERS, a fiduciary fund of the State of Oregon, issues a comprehensive annual financial report that can be obtained from Oregon Public Employees Retirement System, P.O. Box 23700, Tigard, Oregon 97281, or at: https://www.oregon.gov/pers/Pages/Financials/Actuarial-Financial-Information.aspx

Summary of significant accounting policies – basis of accounting and valuation of investments. For purposes of measuring the net pension liability, deferred outflows of resources and deferred inflows of resources related to pensions, and pension expense, information about the fiduciary net position of the OPERS plan and additions to/deductions from OPERS' fiduciary net position have been determined using the accrual basis of accounting, same as the OPERS plan. Plan member contributions are recognized in the period in which contributions are due, pursuant to legal (or statutory) requirements. The County's contributions are recognized when due and a formal commitment to provide the contributions has been made. Benefits and refunds are recognized when due and payable in accordance with the terms of the plan. All plan investments are recognized at fair value as determined by OPERS.

Plan Benefits

All benefits of the System are established by the legislature pursuant to ORS Chapters 238 and 238A.

Tier One/Tier Two Retirement Benefits

Tier One/Tier Two Retirement Benefit plan is closed to new members hired on or after August 29, 2003.

Pension benefits. The OPERS retirement allowance is payable monthly for life. It may be selected from 13 retirement benefit options. These options include survivorship benefits and lump-sum refunds. The basic benefit is based on years of service and final average salary. A percentage (2 percent for police and fire employees, 1.67 percent for general service employees) is multiplied by the number of years of service and the final average salary. Benefits may also be calculated under

a formula plus annuity (for members who were contributing before August 21, 1981) or a money match computation if a greater benefit results.

A member is considered vested and will be eligible at a minimum retirement age for a service retirement allowance if he or she has had a contribution in each of five calendar years or has reached at least 50 years of age before ceasing employment with a participating employer (age 45 for police and fire members). General service employees may retire after reaching age 55. Police and fire members are eligible after reaching age 50. Tier One general service employee benefits are reduced if retirement occurs prior to age 58 with fewer than 30 years of service. Police and fire member benefits are reduced if retirement occurs prior to age 55 with fewer than 25 years of service. Tier Two members are eligible for full benefits at age 60. The ORS Chapter 238 Defined Benefit Pension Plan is closed to new members hired on or after August 29, 2003.

Death benefits. Upon the death of a non-retired member, the beneficiary receives a lump-sum refund of the member's account balance (accumulated contributions and interest). In addition, the beneficiary will receive a lump-sum payment from employer funds equal to the account balance, provided one or more of the following conditions are met:

- The member was employed by an OPERS employer at the time of death,
- The member died within 120 days after termination of OPERS-covered employment,
- The member died as a result of injury sustained while employed in an OPERS-covered job, or
- The member was on an official leave of absence from an OPERS-covered job at the time of death.

Disability benefits. A member with 10 or more years of creditable service who becomes disabled from other than duty-connected causes may receive a non-duty disability benefit. A disability resulting from a job-incurred injury or illness qualifies a member for disability benefits regardless of the length of OPERS-covered service. Upon qualifying for either a non-duty or duty disability, service time is computed to age 58 (55 for police and fire members) when determining the monthly benefit.

Benefit changes after retirement. Members may choose to continue participation in a variable equities investment account after retiring and may experience annual benefit fluctuations due to changes in the market value of equity investments. Under ORS 238.360, monthly benefits are adjusted annually through cost-of-living adjustments (COLA). Under current law, the cap on COLA is 2 percent, blended based on service, and graded (1.25 percent/0.5 percent).

OPSRP Pension Program

Pension benefits. The Pension Program (ORS Chapter 238A) provides benefits to members hired on or after August 29, 2003. This portion of OPSRP provides a life pension funded by employer contributions. Benefits are calculated by formula for members who attain normal retirement age.

- For general service members, 1.5 percent is multiplied by the number of years of service and the final average salary. Normal retirement age for general service members is age 65, or age 58 with 30 years of retirement credit. For police and fire members, 1.8 percent is multiplied by the number of years of service and the final average salary.
- Normal retirement age for police and fire members are age 60 or age 53 with 25 years of retirement credit. To be classified as a police and fire member, the individual must have been employed continuously as a police and fire member for at least five years immediately preceding retirement.

A member of the OPSRP Pension Program becomes vested on the earliest of the following dates: the date the member completes 600 hours of service in each of five calendar years, the date the member reaches normal retirement age, and, if the pension program is terminated, the date on which termination becomes effective.

Death benefits. Upon the death of a non-retired member, the spouse or other person who is constitutionally required to be treated in the same manner as the spouse receives for life 50 percent of the pension that would otherwise have been paid to the deceased member. The surviving spouse or other person may elect to delay payment of the death benefit, but payment must commence no later than December 31 of the calendar year in which the member would have reached 70 1/2 years.

Disability benefits. A member who has accrued 10 or more years of retirement credits before the member becomes disabled or a member who becomes disabled due to job-related injury shall receive a disability benefit of 45 percent of the member's salary determined as of the last full month of employment before the disability occurred.

Benefit changes after retirement. Under ORS 238A.210 monthly benefits are adjusted annually through cost-of-living adjustments (COLA). Under current law, the cap on COLA is 2 percent, blended based on service, and graded (1.25 percent/0.5 percent).

Contributions

Funding policy. OPERS funding policy provides for periodic member and employer contributions at rates established by the Public Employees Retirement Board, subject to limits set in statute. The rates established for member and employer contributions were approved based on the recommendations of the System's third-party actuary. These contributions, expressed as a percentage of covered payroll, are intended to accumulate sufficient assets to pay benefits when due. This funding policy applies to the OPERS defined benefit pland and the other posteemployment plan.

Covered employees are required to contribute 6 percent of their salary to the Plan, but the employer is allowed to pay any or all of the employees' contribution in addition to the required employers'

contribution. The County has elected to contribute the 6 percent “pick-up” or $32,626 of the employees’contribution for the year ended June 30, 2020. This "pick-up" is allocated to each employee's Individual Account Program (IAP).

The County’s employer contribution rates for the year ended June 30, 2020 were 23.25 percent for Tier One/Tier Two members, 15.23 percent for OPSRP General Service members, and 19.86 percent for OPSRP Police and Fire members. The County’s total contributions, excluding the IAP 6 percent "pick-up," for the year ended June 30, 2020 were:

	Contributions
Pension Benefits	$ 64,155
OPSRP Defined Benefit	38,224
Subtotal	102,379
Side Account	31,250
Side Account Amortization	(10,697)
Side Account subtotal	20,553
Total Defined Benefit Pension	$ 122,932
OPSRP IAP Benefits	$ 32,626
RHIA Benefits	$ 856

Pension liabilities, pension expense, and deferred outflows of resources and deferred inflows of resources related to pensions

For the fiscal year ended June 30, 2020, the County reported a liability of $581,413 for its proportionate share of the collective OPERS net pension liability. The collective net pension asset/liability was measured as of June 30, 2019, using the actuarial valuation of December 31, 2017. The County’s proportion of the collective net pension liability was based on a projection of the County’s long-term share of contributions to the pension plan relative to the projected contributions of all participating employers, actuarially determined. The County's proportionate share at June 30, 2020 and June 30, 2019 was 3.361 and 3.352 percent respectively, resulting in a increase of 0.09 percent.

For the year ended June 30, 2020, the County recognized a total pension expense of $51,322. The balance of the County's net pension liability, deferred outflows, deferred inflows, and expense related to other postemployment benefits for the pension as of June 30, 2020 is as follows:

	Pension
Governmental activities:	
Net pension asset (liability)	$ (571,703)
Deferred outflows	240,861
Deferred inflows	(28,996)
Expense related to pension	51,056
Total governmental activities	(308,782)
Business-type activities:	
Net pension asset (liability)	(9,710)
Deferred outflows	4,091
Deferred inflows	(492)
Expense related to pension	266
Total business-type activities	(5,845)
Totals:	
Net pension asset (liability)	(581,413)
Deferred outflows	244,952
Deferred inflows	(29,488)
Expense related to pension	51,322
Totals	$ (314,627)

The county reported deferred outflows of resources and deferred inflows of resources related to pensions from the following sources:

Schedule of Deferred Outflows / (Inflows) of Resources	Deferred Outflows of Resources	Deferred Inflows of Resources	Net Deferred Outflows / (Inflows) of Resources
Differences between expected and actual experience	$ 32,063	$ -	$ 32,063
Changes of assumptions	78,875	-	78,875
Net difference between projected and actual earnings on investments	-	(16,482)	(16,482)
Changes in proportionate share	1,178	(10,774)	(9,596)
Differences between employer contributions and proportionate share of contributions	30,457	(2,232)	28,225
Total (prior to post-measurement date (MD) contributions)	142,573	(29,448)	113,085
Contributions subsequent to the MD	102,379	-	102,379
Net deferred ouflows / (inflows) of resources	$ 244,952	$ (29,488)	$ 215,464

Deferred outflows of resources of $102,379 were reported related to pensions resulting from contributions subsequent to the measurement date, and will be recognized as a reduction of the net pension liability in the year ending June 30, 2021. In addition to these defered outflows the county made an additional side account in the amout of $25,000 which will be used lower the rate that the

county needs to pay into the pension. This side accoutn will be treated as a deferred outflow for contributions in excess of the County's proportionate share of contributions in subsequent years and amortized. Other amounts reported by the County as deferred outflows of resources and deferred inflows of resources related to pensions will be recognized in pension expense and a reduction of the net pension liability/collective net pension liability in subsequent years as follows:

Fiscal Year Ending June 30,	Differences between expected and actual experience	Changes in Assumptions	Net Difference Between Projected and Actual Earnings on Investments	Changes in Proportionate Share	Difference between Employer Contributions and Proportionate Share of Contributions	Net Deferred Outflows/ (Inflows) of Resources
2021	$ 10,868	$ 39,509	$ 5,685	$ (3,560)	$ 10,249	$ 62,751
2022	8,514	21,989	(24,524)	(3,117)	10,614	13,476
2023	6,348	14,481	(3,497)	(2,626)	6,699	21,405
2024	5,294	2,896	5,854	(336)	734	14,442
2025	1,039	-	-	43	(71)	1,011
Thereafter	-	-	-	-	-	-
Total	$ 32,063	$ 78,875	$ (16,482)	$ (9,596)	$ 28,225	$ 113,085

Actuarial methods and assumptions used in developing total pension liability

The total pension liability based on the December 31, 2017 actuarial valuation was determined using the following actuarial methods and assumptions:

Valuation Date	December 31, 2017
Measurement date	June 30, 2019
Experience Study	2016, published July 26, 2017
Actuarial Cost Method	Entry Age Normal
Actuarial assumptions:	
Inflation rate	2.50 percent
Long-Term Expected Rate of Return	7.20 percent
Discount rate	7.20 percent
Projected salary increases	3.50 percent
Cost of Living Adjustments (COLA)	Blend of 2.00% COLA and graded COLA (1.25%/0.15%) in accordance with Moro decision, blend based on service
Mortality	*Healthy retirees and beneficiaries:* RP-2014 Healthy annuitant, sex-distinct, generational with Unisex, Social Security Data Scale, with collar adjustments and set-backs as described in the valuation. *Active members:* RP-2014 Employees, sex-distinct, generational with Unisex, Social Security Data Scale, with collar adjustments and set-backs as described in valuation.

Disabled retirees:
RP-2014 Disabled retirees, sex-distinct, generational with Unisex, Social Security Data Scale.

Actuarial valuations of an ongoing plan involve estimates of the value of projected benefits and assumptions about the probability of events far into the future. Actuarially determined amounts are subject to continual revision as actual results are compared to past expectations and new estimates are made about the future. Experience studies are performed as of December 31 of even numbered years. The methods and assumptions shown above are based on the 2016 Experience Study, which reviewed experience for the four-year period ended on December 31, 2016.

Discount rate

The discount rate used to measure the total pension liability of the Plan was 7.2 percent. The projection of cash flows used to determine the discount rate assumed that contributions from plan members and those of the contributing employers are made at the contractually required rates, as actuarially determined. Based on those assumptions, the Plan's fiduciary net position was projected to be available to make all projected future benefit payments of current Plan members. Therefore, the long-term expected rate of return on Plan investments was applied to all periods of projected benefit payments to determine the total pension liability.

GASB 67 generally requires that a blended discount rate be used to measure the total pension liability. The long-term expected return on plan investments may be used to discount liabilities to the extent that the plan's fiduciary net position (fair value of assets) is projected to cover benefit payments and administrative expenses. A 20-year high quality (AA/Aa or higher) municipal bond rate must be used for periods where fiduciary net position is not projected to cover benefit payments and administrative costs.

Sensitivity analysis of the County's proportionate share of the net pension liability to changes in the discount rate

The following presents the County's proportionate share of the net pension liability (asset) calculated using the discount rate of 7.2 percent, as well as what the County's proportionate share of the net pension liability (asset) would be if it were calculated using a discount rate that is 1-percentage-point lower (6.2 percent) or 1-percentage-point higher (8.2 percent) than the current rate:

	1% Decrease 6.20%	Current Discount Rate 7.20%	1% Increase 8.20%
County's proportionate share of the net pension liability (asset)	$ 931,081	$ 581,413	$ 288,789

Long-term expected rate of return

To develop an analytical basis for the selection of the long-term expected rate of return assumption, in July 2017, the OPERS Board reviewed long-term assumptions developed by both Milliman's capital market assumptions team and the Oregon Investment Council's (OIC) investment advisors. The table below shows Milliman's assumptions for each of the asset classes in which the plan was invested at that time based on the OIC long-term target asset allocation. The OIC's description of each asset class was used to map the target allocation to the asset classes shown below. Each asset class assumption was based on a consistent set of underlying assumptions, and includes an adjustment for the inflation assumption. These assumptions are not based on historical returns, but instead are based on a forward-looking capital market economic model.

Asset Class	Target Allocation	20-Year Annualized Geometric Mean
Core Fixed Income	9.60%	4.07%
Short-Term Bonds	9.60%	3.68%
Bank/Leveraged Loans	3.60%	5.19%
High Yield Bonds	1.20%	5.74%
Large/Mid Cap US Equities	16.17%	6.30%
Small Cap US Equities	1.35%	6.68%
Micro Cap US Equities	1.35%	6.79%
Developed Foreign Equities	13.48%	6.91%
Emerging Market Equities	4.24%	7.69%
Non-US Small Cap Equities	1.93%	7.25%
Real Estate (REITS)	2.50%	6.69%
Real Estate (Property)	10.00%	5.55%
Timber	1.13%	5.61%
Farmland	1.13%	6.12%
Infrastructure	2.25%	6.67%
Private Equity	17.50%	8.33%
Commodities	1.13%	3.79%
Hedge Fund of Funds – Diversified	1.50%	4.06%
Hedge Fund – Event-driven	0.38%	5.59%
Portfolio - Net of Investment Expenses	100.00%	6.91%
Assumed Inflation - Mean		2.50%

OPSRP Individual Account Program

The defined contribution pension plan (called the Individual Account Program or IAP) is provided to all members or their beneficiaries who are OPERS or OPSRP eligible. State statutes require covered employees to contribute 6 percent of their annual covered salary to the IAP plan effective January 1, 2004. Multnomah County has elected to pay all of the employees' required IAP contributions. Although OPERS members retain their existing OPERS account, all current member contributions are deposited into the member's IAP account. The liability outstanding at June 30, 2020 was $1,009 for the amount associated with the final year-end payroll and is included in the net pension liability in the *Statement of Net Position*.

Pension benefits. The IAP member becomes vested on the date the employee account is established or on the date when the rollover account was established. If the employer makes optional employer contributions for a member, the member becomes vested on the earliest of the following dates: the date the member completes 600 hours of service in each of five calendar years, the date the member reaches normal retirement age, the date the IAP is terminated, the date the active member becomes disabled, or the date the active member dies.

Upon retirement, a member of the OPSRP IAP may receive the amounts in his or her employee account, rollover account, and vested employer account as a lump-sum payment or in equal installments over a 5-, 10-, 15-, 20-year period or an anticipated life span option. Each distribution option has a $200 minimum distribution limit.

Death benefits. Upon the death of a non-retired member, the beneficiary receives in a lump sum the member's account balance, rollover account balance, and vested employer optional contribution account balance. If a retired member dies before the installment payments are completed, the beneficiary may receive the remaining installment payments or choose a lump-sum payment.

Recordkeeping. OPERS contracts with VOYA Financial to maintain IAP participant records.

Deferred Compensation Plan

Plan description. The County offers employees a voluntary deferred compensation plan (the Plan) administered by the County. The Plan is a defined contribution plan created in accordance with Internal Revenue Code Section 457. The County's deferred compensation committee has the authority to establish or amend the plan provisions. The Plan is available to any individual who is an elected official of the County or who is employed by the County in a regular position after completing 30 days of service, and permits them to defer a portion of their salary until future years.

Participation in the plan is voluntary. Contributions are made through salary withholdings from participating employees up to the amounts specified in the code. No contributions are required from the County.

Amounts deferred are not available to employees until termination, retirement, death, or unforeseeable emergency. All assets and income of the Plan are held in trust for the exclusive benefit of the participants and their beneficiaries. No Plan assets have been used for purposes other than the payment of benefits. At June 30, 2020, the amount deferred and investment earnings thereon, adjusted to fair value, amount to $493,050. The amounts accumulated under the Plan including investment earnings, are excluded from the financial statements of the County.

Subsequent events

Changes in Oregon Public Employees Retirement System Plan Provision

On June 11, 2019, Senate Bill 1049 was enacted by the People of the State of Oregon. The elements of the bill include a variety of policy and program changes which will affect the County's pension plan. Most prominent are a one-time 22-year reamortization of the unamortized actuarial liability for Tier One and Tier Two employees and contribution rate adjustments. The effect of SB 1049 could reduce the County's pension liability. In August 2019, a petition was filed with the Oregon Supreme Court challenging the constitutionality of certain portions of SB 1049. The Oregon Supreme Court upheld the legislation on August 6, 2020.

Salary Limit. Beginning January 1, 2020, SB 1049 changed the definition of “salary” for OPERS purposes and created new limitations on annual and monthly “subject salaries.” With OPERS, an employee's subject salary is used to determine member Individual Account Program (IAP) contributions, employer contributions to fund the pension program, and the final average salary used in calculating retirement benefits under formula methods. The 2020 limits are $195 per year or $16.25 per month, and are indexed to inflation. The monthly limit is used in certain situations when members work fewer than 12 months in a calendar year.

IAP Redirect. Starting July 1, 2020, SB 1049 requires that members earning more than $2.5 per month have a portion of their 6 percent IAP contributions redirected to a new Employee Pension Stability Account (EPSA) for each member. Funds from the EPSA will be used to pay for part of pension benefits at retirement. The IAP Redirect is in effect when the PERS system is less than 90% funded per the latest official actuarial valuation. The portion of the 6 percent redirected to EPSA depends on the membership type: for Tier One and Tier Two members, 2.5 percent will go to EPSA; for OPSRP members, 0.75 percent is redirected to EPSA. The remainder of the 6 percent IAP contributions will be contributed to each member's IAP accounts as usual.

IAP Member Choice. In September 2020, members will have the option to invest their IAP balance in an IAP Target-Date Fund (TDF) that better reflects their retirement savings goals. If the choice is made by September 30, 2020, it will take effect as of January 1, 2021. IAP amounts are currently invested in a TDF based on a member's birth year. With Member Choice, members can stay in the fund assigned to their birth year or voluntarily choose a different TDF for the upcoming year, based on their personal risk tolerance.

Work After Retirement. If members decide to return to work for an OPERS-participating employers after retirement, simplified rules apply.

OPSRP Withdrawal. Withdrawal rules for OPSRP members may impact members after they leave OPERS-participating employment and become an inactive member.

Additional details may be found at: https://www.oregon.gov/pers

MULTNOMAH COUNTY, OREGON
Combining Statement of Net Position
Internal Service Funds
June 30, 2020
(amounts expressed in thousands)

	Government Activities - Internal Service Funds			
	Risk Management	Fleet Management	Fleet Asset Replacement	Information Technology
ASSETS				
Current assets:				
Cash and investments	$ 89,409	$ 445	$ 6,179	$ 7,018
Accounts receivable, net	10	-	-	82
Inventories	-	521	-	-
Prepaid items	564	-	-	5,268
Total current assets	89,983	966	6,179	12,368
Noncurrent assets:				
Net OPEB asset - RHIA	55	9	-	176
Capital assets:				
Construction in progress	-	-	-	1,627
Other capital assets (net of accumulated depreciation)	-	1,750	4,067	10,587
Total noncurrent assets	55	1,759	4,067	12,390
Total assets	90,038	2,725	10,246	24,758
DEFERRED OUTFLOWS OF RESOURCES				
OPEB - County Plan	201	32	-	646
OPEB - RHIA	22	4	-	72
Pension plan	3,403	551	-	11,102
Total deferred outflows of resources	3,626	587	-	11,820
LIABILITIES				
Current liabilities:				
Accounts payable	1,685	387	179	5,349
Payroll payable	137	26	-	517
Unearned revenue	-	-	-	14
Compensated absences	335	69	-	1,359
Total current liabilities	2,157	482	179	7,239
Noncurrent liabilities:				
Compensated absences	95	1	-	357
Claims and judgments payable	10,579	-	-	-
Other accrued payables	-	-	-	-
Net OPEB liability - County Plan	1,691	270	-	5,430
Net pension liability	8,076	1,307	-	26,352
Total noncurrent liabilities	20,441	1,578	-	32,139
Total liabilities	22,598	2,060	179	39,378
DEFERRED INFLOWS OF RESOURCES				
OPEB - County Plan	256	41	-	821
OPEB - RHIA	11	2	-	35
Pension plan	410	66	-	1,337
Total deferred inflows of resources	677	109	-	2,193
NET POSITION				
Investment in capital assets	-	1,750	4,067	12,214
Unrestricted	70,389	(607)	6,000	(17,207)
Total net position	$ 70,389	$ 1,143	$ 10,067	$ (4,993)

Government Activities - Internal Service Funds		
Mail Distribution	Facilities Management	Total Internal Service Funds
$ 722	$ 7,783	$ 111,556
-	814	906
76	536	1,133
95	171	6,098
893	9,304	119,693
7	81	328
-	-	1,627
5	6,093	22,502
12	6,174	24,457
905	15,478	144,150
25	298	1,202
3	33	134
455	5,066	20,577
483	5,397	21,913
172	4,347	12,119
24	249	953
-	-	14
56	606	2,425
252	5,202	15,511
-	15	468
-	-	10,579
-	407	407
214	2,510	10,115
1,080	12,024	48,839
1,294	14,956	70,408
1,546	20,158	85,919
32	379	1,529
1	16	65
55	610	2,478
88	1,005	4,072
5	6,093	24,129
(251)	(6,381)	51,943
$ (246)	$ (288)	$ 76,072

MULTNOMAH COUNTY, OREGON
Combining Statement of Revenues, Expenses and Changes in Fund Net Position
Internal Service Funds
For the Year Ended June 30, 2020
(amounts expressed in thousands)

	Government Activities - Internal Service Funds			
	Risk Management	Fleet Management	Fleet Asset Replacement	Information Technology
OPERATING REVENUES				
Charges for services	$ 111,588	$ 5,341	$ 2,153	$ 60,354
Intergovernmental charges for services	-	1	-	-
Insurance premiums	10,329	-	-	-
Licenses and permits	2	-	-	-
Miscellaneous	1,094	74	10	-
Total revenues	123,013	5,416	2,163	60,354
OPERATING EXPENSES				
Cost of sales and services	112,369	5,034	18	59,897
Administration	1,912	700	-	3,218
Depreciation and amortization	-	1,189	717	2,443
Total operating expenses	114,281	6,923	735	65,558
Operating income (loss)	8,732	(1,507)	1,428	(5,204)
NONOPERATING REVENUES (EXPENSES)				
Interest revenue	1,697	6	118	177
Gain (loss) on disposal of capital assets	-	-	140	-
Total nonoperating revenues	1,697	6	258	177
Income (loss) before contributions and transfers	10,429	(1,501)	1,686	(5,027)
Transfers in	-	-	-	559
Transfers out	-	-	-	(1,468)
Capital contributions in	-	-	12	650
Capital contributions out	-	-	(8)	-
Change in net position	10,429	(1,501)	1,690	(5,286)
Total net position - beginning	59,960	2,644	8,377	293
Total net position - ending	$ 70,389	$ 1,143	$ 10,067	$ (4,993)

Government Activities - Internal Service Funds		
Mail Distribution	Facilities Management	Total Internal Service Funds
$ 3,263	$ 58,791	$ 241,490
-	935	936
-	-	10,329
-	-	2
-	32	1,210
3,263	59,758	253,967
3,312	61,735	242,365
448	1,557	7,835
5	97	4,451
3,765	63,389	254,651
(502)	(3,631)	(684)
15	141	2,154
-	-	140
15	141	2,294
(487)	(3,490)	1,610
-	185	744
-	(508)	(1,976)
-	8	670
-	(12)	(20)
(487)	(3,817)	1,028
241	3,529	75,044
$ (246)	$ (288)	$ 76,072

MULTNOMAH COUNTY, OREGON
Non-Operating Transfers In/Out - Internal Service Funds
For the Fiscal Year Ended 6/30/2020
(amounts expressed in thousands)

	Capital Improvement Fund	Information Technology Capital Fund	Asset Preservation Fund	Information Technology Fund	Facilities Management Fund	Total Non-Operating Transfers Out
Non-Operating Transfers Out						
General Fund	$ -	$ -	$ -	$ -	$ 185,000	$ 185,000
Financed Projects Fund	-	-	-	558,902	-	558,902
Information Techonology Fund	-	1,468,020	-	-	-	1,468,020
Facilities Management Fund	313,973	-	193,838	-	-	507,811
Total Non-Operating Tranfers In	$ 313,973	$ 1,468,020	$ 193,838	$ 558,902	$ 185,000	$ 2,719,733

Appendices

CERTIFICATE OF COST ALLOCATION PLAN

This is to certify that I have reviewed the cost allocation plan submitted herewith and to the best of my knowledge and belief:

(1) All costs included in this proposal for the fiscal year ended June 30, 2020 to establish cost allocations or billings for the fiscal year July 1, 2021 through June 30, 2022 are allowable in accordance with the requirements of the Code of Federal Regulations Title 2, Chapter I, Chapter II, Part 200, et al., "Uniform Administrative Requirements, Cost Principles, and Audit Requirements for Federal Awards," and the Federal award(s) to which they apply. Unallowable costs have been adjusted for in allocating costs as indicated in the cost allocation plan.

(2) All costs included in this proposal are properly allocable to Federal awards on the basis of a beneficial or causal relationship between the expenses incurred and the Federal awards to which they are allocated in accordance with applicable requirements. Further, the same costs that have been treated as indirect costs have not been claimed as direct costs. Similar types of costs have been accounted for consistently.

I declare that the foregoing is true and correct.

Government Unit: Multnomah County

Signature:

Name of Official: Eric Arellano

Title: Chief Financial Officer

Date of Execution: December 31, 2020

CERTIFICATE OF INDIRECT COSTS

This is to certify that I have reviewed the indirect cost rate proposal submitted herewith and to the best of my knowledge and belief:

(1) All costs included in this proposal for the fiscal year ended June 30, 2020 to establish billing or final indirect cost rates for the fiscal year July 1, 2021 through June 30, 2022 are allowable in accordance with the requirements of the Federal award(s) to which they apply and the provisions of the Code of Federal Regulations Title 2, Chapter I, Chapter II, Part 200, et al., "Uniform Administrative Requirements, Cost Principles, and Audit Requirements for Federal Awards." Unallowable costs have been adjusted for in allocating costs as indicated in the indirect cost proposal.

(2) All costs included in this proposal are properly allocable to Federal awards on the basis of a beneficial or causal relationship between the expenses incurred and the agreements to which they are allocated in accordance with applicable requirements. Further, the same costs that have been treated as indirect costs have not been claimed as direct costs. Similar types of costs have been accounted for consistently and the Federal Government will be notified of any accounting changes that would affect the predetermined rate.

I declare that the foregoing is true and correct.

Government Unit: Multnomah County

Signature: _____

Name of Official: Eric Arellano

Title: Chief Financial Officer

Date of Execution: December 31, 2020

Department of County Assets (DCA)

FY 2023 Internal Service Charges
Client Presentation
Health Department

Presented by: DCA Leadership

December 2021

Agenda

- Director’s Message
- Business Priorities
- FY 2023 Assumptions
- Division Budgets
- Countywide Allocation
- Department Allocation
- Questions

Director's Message

Our focus

Providing the highest level of customer service with a think yes attitude.

Our goal

Rate models which achieve the proper balance between simplicity and equity.

Our objective

Our ultimate responsibility is to appropriately maintain the County's assets in support of the County's Mission, Vision and Values.

DCA Support for County Business Priorities

Department-wide

- Recruit and retain a skilled and diverse workforce
- Implement a Customer Experience program
- Support and improve the County's hybrid work experience

Information Technology

- Advance data strategy and technology
- Complete the capital and Technology Improvement Program projects in process
- Update the County's Digital Strategy in a post-covid environment

Facilities

- Create client specific reporting using the new project management and capital software
- Complete a county wide space assessment based on the future of work
- Catch up on deferred preventive maintenance and capital projects
- Align building capital strategy with County program delivery strategies

DCA Support for County Business Priorities

Fleet

- Implement Year 2-3 Fleet Strategy initiatives, including roll out of customer self-service access software for reporting and status updates.
- Collaborate with departments to address vehicle purchasing backlog as supply chain issues become less acute.
- Collaborate with the Office of Sustainability on a County Electric Vehicle strategy

Motor Pool

- Restart the CarShare program at a secure pickup location, replacing older electric vehicles with new models with greater range and more safety features

Records

- Streamline records management activities in hybrid office environments, update retention schedules to reflect workplace modernization, and increase opportunities to interact with historic records

Distribution

- Review and optimize mail service routes, provide increased support of JOHS and other special delivery services

Health Department Business Priorities

Information Technology

- Complete the Juvenile EMR project
- Complete a CEDARS review and begin implementation of recommendations
- Transition from OCHIN hosted MiPACS dental imaging system to locally hosted MiPACS
- Transition Tobacco Retail Licensing application to HealthSpace
- Support Data Governance efforts across the Department

Facilities Property and Planning

- Support future of work initiatives and plans
- Complete the Behavioral Health Resource Center
- Continue working with department on a long term real estate strategic plan

Fleet and Records

- **Fleet:** Provide ongoing support.
- **Records:** Continue to support transition to electronic records workflows

Assumptions

- Inflationary Increases
  - Personnel and Internal Services 4.25%
  - Contractual Services and Material and Supplies 4.0%
  - Fuel 23%
  - Software 12%
  - Capital annual Increase 8.0%
- Space
  - Assume no consolidation in FY 2023
  - Behavior Health Resource Center not included in rates
- IT Devices
  - Actual count as of October 2021 per DAX report
- Fleet Miles Year over Year Decrease
  - Reflects actual activity in FY 2021, a full pandemic year. Fleet anticipates some of those miles returning in FY 2023 as driving increases, but does not anticipate full return to pre-pandemic miles
- Distribution BWC Buydown Discontinued

FY 2023 *Draft* DCA Countywide Allocation

Summary Internal Service Charges by General Ledger Account	FY 2023 Proposed	FY 2022 Adopted	YoY $	YoY %
60370 - Internal Service Telecom	$5,682,970	$5,033,203	$649,767	12.91%
60380 - Internal Service Data Processing	$65,901,932	$61,627,671	$4,274,261	6.94%
60411 - Internal Service Fleet Services	$8,308,524	$7,730,336	$578,188	7.48%
60412 - Internal Service Motor Pool	$1,262,358	$1,228,190	$34,168	2.78%
60430 - Internal Service Building Mgmt	$67,054,075	$62,946,312	$4,107,763	6.53%
60432 - Internal Service Enhanced Building	$5,269,731	$4,888,280	$381,451	7.80%
60461 -Internal Service Distribution	$1,871,524	$1,664,053	$207,471	12.47%
60462 - Internal Service Records	$2,197,864	$2,074,372	$123,492	5.95%
Total	**$157,548,977**	**$147,192,418**	**$10,356,560**	**7.04%**

Total includes DBCS-Mid County Service District $14,361 Space and External Telecom $14,408 charges

FY 2023 *Draft* Health Department Allocation

Internal Service Charges by General Ledger Account	FY 2023 Proposed	FY 2022 Adopted	YoY $	YoY %
60370 - Internal Service Telecom	$2,041,901	$1,733,313	$308,588	17.80%
60380 - Internal Service Data Processing	$19,951,102	$18,773,714	$1,177,388	6.27%
60411 - Internal Service Fleet Services	$425,344	$329,262	$96,082	29.18%
60412 - Internal Service Motor Pool	$337,483	$386,002	-$48,519	-12.57%
60430 - Internal Service Building Mgmt	$11,413,544	$11,025,047	$388,497	3.52%
60432 - Internal Service Enhanced Building	$2,729,712	$2,314,428	$415,284	17.94%
60461 -Internal Service Distribution	$729,702	$631,730	$97,972	15.51%
60462 - Internal Service Records	$415,484	$438,229	-$22,745	-5.19%
Total	$38,044,272	$35,631,724	$2,412,547	6.77%

Information Technology FY 2023 Budget

Category	FY 2023 Proposed	FY 2022 Adopted	Change	% Change
Personnel	$ 35,949,524	$ 34,553,905	$ 1,395,619	4.04%
Contracting	$ 2,993,538	$ 2,241,873	$ 751,665	33.53%
Materials and Supplies	$ 17,841,821	$ 14,917,081	$ 2,924,740	19.61%
Internal Services	$ 4,844,815	$ 4,988,656	$ (143,841)	-2.88%
Capital Outlay	$ 1,001,000	$ 1,418,007	$ (417,007)	-29.41%
IT Ops Subtotal	**$ 62,630,698**	**$ 58,119,522**	**$ 4,511,176**	**7.76%**
ERP Bond Collection	$ 6,785,750	$ 6,783,750	$ 2,000	0.03%
Wireless Mobile Devices	$ 2,168,451	$ 1,757,602	$ 410,849	23.38%
IT Operations Total	**$ 71,584,899**	**$ 66,660,874**	**$ 4,924,025**	**7.39%**

Information Technology FY 2023 Budget

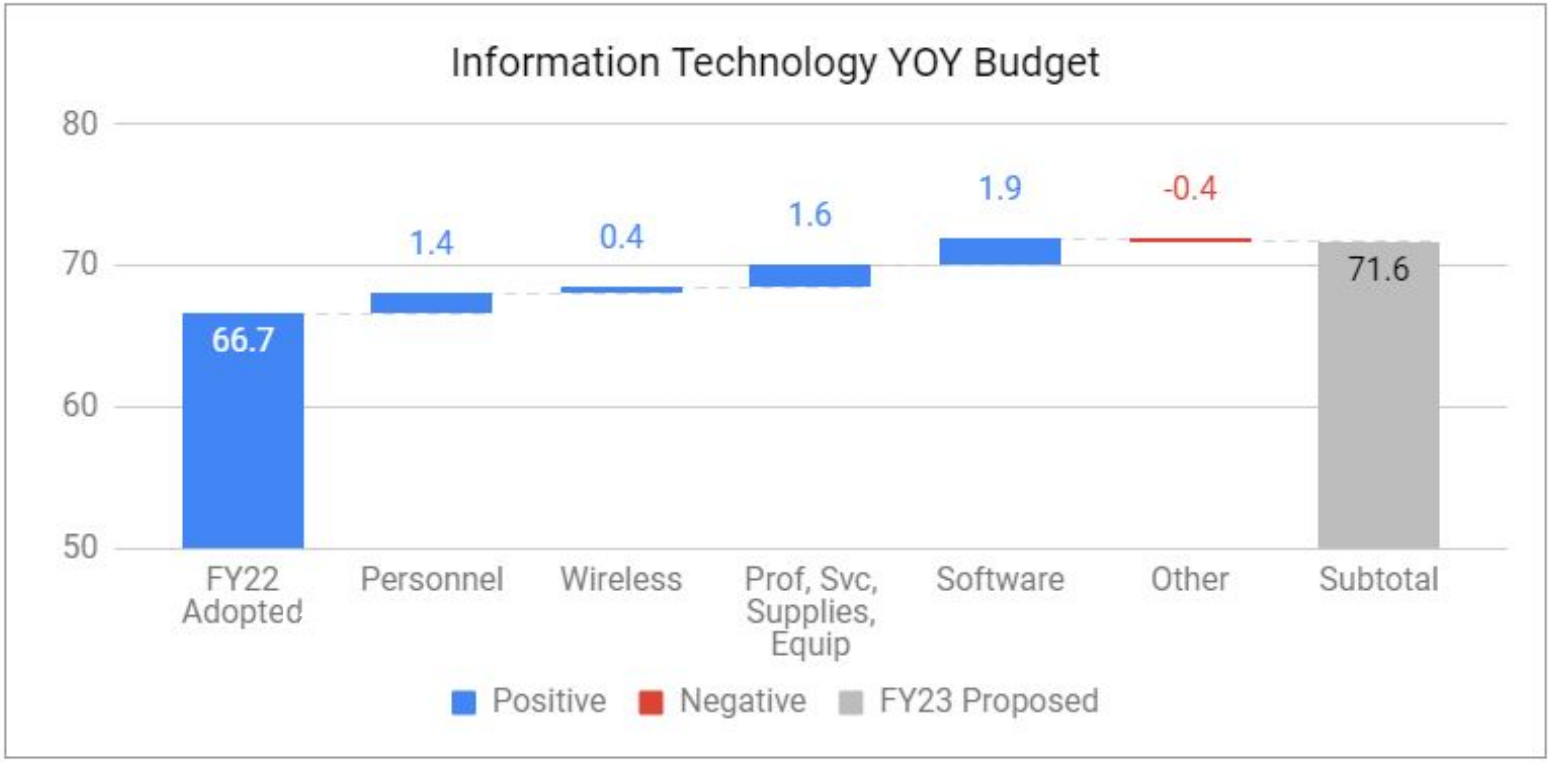

KEY TAKEAWAYS:

- Total IT Data & Telecom is +7.8% higher YoY (+7.4% excluding Wireless)
- Wireless device counts increase by 466 or 18.3%
- Personnel costs driven by general inflation, COLA
- Higher software costs averaging 12% higher YoY
- Countywide device counts (i.e. PCs/Laptops) increase by 505 devices or 7.1%

IT Allocation ~ Countywide

Countywide	Data	Telecom	ERP Debt	Wireless & Mobile Devices	Total
FY 2022 Published	$54,731,677	$3,340,113	$6,783,750	$1,730,069	$66,585,609
Post Published Adjustment	$112,244	-$64,512	$0	$27,533	$75,265
FY 2022 Adopted	$54,843,921	$3,275,601	$6,783,750	$1,757,602	$66,660,874
FY 2023 Proposed	**$59,116,182**	**$3,514,516**	**$6,785,750**	**$2,168,451**	**$71,584,899**
Variance $	**$4,272,261**	**$238,915**	**$2,000**	**$410,849**	**$4,924,025**
Variance %	**7.79%**	**7.29%**	**0.03%**	**23.38%**	**7.39%**

- Countywide increase of $4.9M (+7.39%)
- Data:
  - Application Management increased $2.0M (+8.2%): Overall inflation of staffing costs and increased software licensing fees (e.g., Microsoft, Google, ServiceNow, etc.)
  - IT Security increased $235K (+8.4%): Driven by overall staffing costs, higher security-related software utilization (i.e. Splunk, Cloud Security, etc.)
  - Circuit costs increased $507K (+10.2%); circuit counts increased (+1.0%), as well as the cost/unit
  - Device counts increased +505 devices (+7.1%); prior year allocations were muted based on assumed transitory nature of device counts due to Covid
  - Asset Replacement costs (Software/Hardware) are higher YoY by +$767K (+29%), primarily due to increased device refreshes, higher device and software licensing costs
- Telecom:
  - Increased costs due to inflationary assumptions and operationalizing subscription model for phone service
- Mobile:
  - Administration program cost remained at current service level
  - Increased $411K (+23.4%) due to increase in devices and plans; +466 mobile devices added YoY (+18.3%)

IT Allocation ~Health Department

HD	Data	Telecom	ERP Debt	Wireless & Mobile Devices	Total
FY 2022 Published	$16,513,811	$1,152,770	$2,078,989	$638,612	$20,384,182
Post Published Adjustment	$180,914	-$64,812	$0	$6,743	$122,845
FY 2022 Adopted	$16,694,725	$1,087,958	$2,078,989	$645,355	$20,507,027
FY 2023 Proposed	**$17,871,502**	**$1,192,782**	**$2,079,601**	**$849,118**	**$21,993,003**
Variance $	**$1,176,777**	**$104,824**	**$612**	**$203,763**	**$1,485,976**
Variance %	**7.05%**	**9.63%**	**0.03%**	**31.57%**	**7.25%**

- Overall increase of $1.49M (+7.25%)
- Data:
  - IT Security increased $81K (+10.0%): Driven by overall staffing costs, higher security-related software utilization (i.e. Splunk, Cloud Security, etc.)
  - IT Helpdesk, Operations increased $374K (15.5%); +8.7% increase in device counts (+178)
  - App Management increased $334K (+4.6%); higher software costs and overall staffing increases (Step/COLA)
- Telecom:
  - Landlines increased +$105K (+9.6%); due to higher cost per unit. Although HD landlines decreased by -24 or -1.0%, due to reductions by other departments the overall allocation increased.
  - Mobile device costs are +$204K (31.6%) higher, due to an increase of 236 devices YoY

FPM FY 2023 Budget

Category	FY 2023	FY 2022	Changes	% Change
Personnel	$ 17,224,281	$ 16,344,334	$ 879,947	5.38%
Contracting	$ 11,413,797	$ 11,446,736	$ (32,939)	-0.29%
Materials and Supplies	$ 30,003,396	$ 29,370,799	$ 632,597	2.15%
Internal Services	$ 10,568,703	$ 10,319,627	$ 249,076	2.41%
Capital Outlay / CT	$ 355,177	$ 330,334	$ 24,843	7.52%
FPM (3505) Subtotal	**$ 69,565,354**	**$ 67,811,830**	**$ 1,753,524**	**2.59%**

FPM FY 2023 Budget

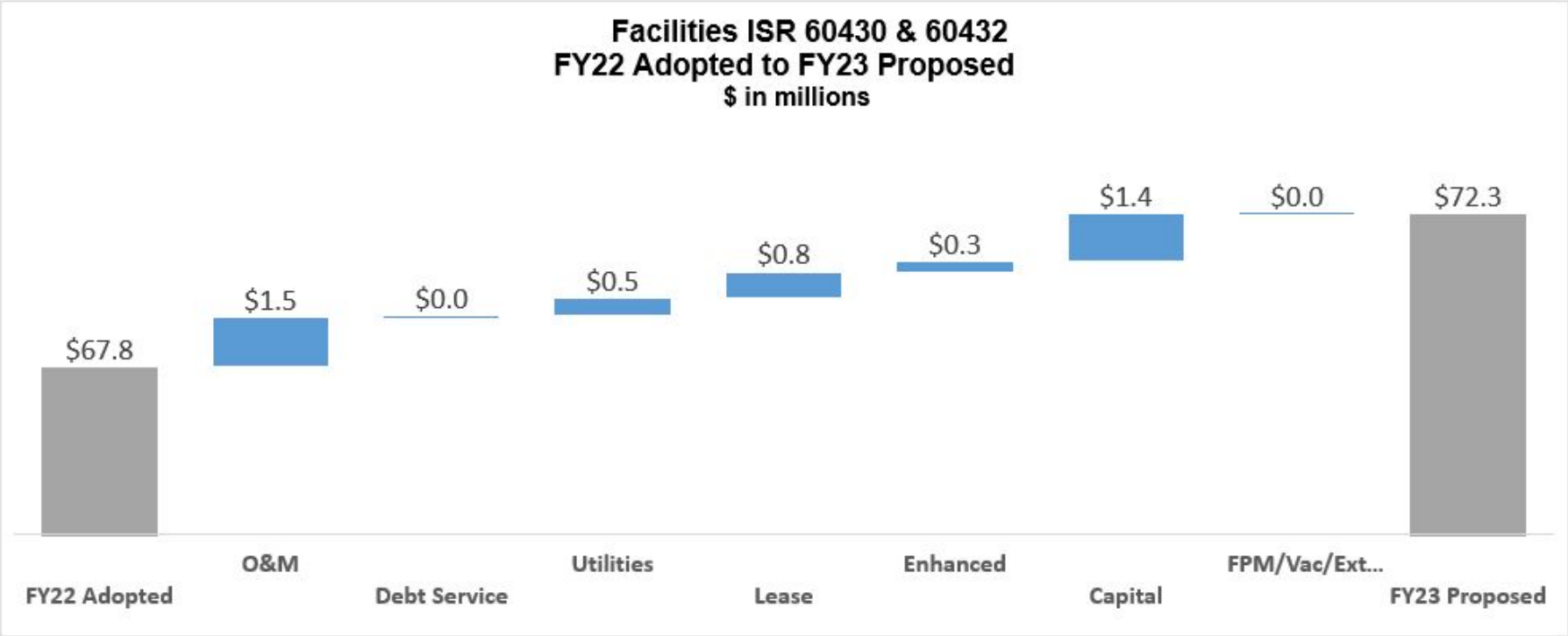

FPM Allocation ~ Countywide

Dept	Fiscal Year	Prorated Square Footage	O&M Direct $	Debt $	Utilities $	Lease Total $	Enhanced Total $	Capital Funds $	FPM/Vac/Ext Lease Recovery $	External Lease Revenue Offsets	Cost Element 60430/60432 Total $
All	FY22 Published	3,106,338	25,541,887	5,977,731	5,742,379	9,577,521	4,835,625	16,721,365	-	(826,030)	67,570,478
All	Post Published	(1,214)	125,582	-	-	(1,181)	140,930	-	(1,217)		264,114
All	FY22 Adopted	3,105,124	25,667,469	5,977,731	5,742,379	9,576,340	4,976,555	16,721,365	(1,217)	(826,030)	67,834,592
All	**FY23 Proposed**	**3,216,908**	**27,125,807**	**5,980,481**	**6,193,914**	**10,322,564**	**5,364,377**	**18,135,370**	**-**	**(798,708)**	**72,323,806**
All	**YoY $ Change**	**111,784**	**1,458,338**	**2,750**	**451,535**	**746,224**	**387,822**	**1,414,006**	**1,217**	**27,322**	**4,461,892**
All	**YoY % Change**	**3.6%**	**5.7%**	**0.0%**	**7.9%**	**7.8%**	**7.8%**	**8.5%**	**-100.0%**	**-3.3%**	**6.6%**

Total: Year over Year increase of $4.5 million, or 6.6%

- Prorated Sq Ft: YoY net increase 112k sq ft primarily due to new adds in JOHS Shelters, EOC Operations Center, MCSO Portland Portal, etc.
- O&M: 5.7% increase includes inflationary increase, Chair's adds (HVAC Engineer and additional contractual service at MCCCH).
- Debt: Debt payment for Health Headquarter, Central Courthouse, and DCJ Mid County flat YoY
- Utilities: 7.7% YoY Increase; $370k for newly added buildings; 2.13% inflationary increase and/or energy credit increase for existing buildings
- Lease & Lease Admin: 3.8% inflationary increase for existing leases, plus new leases for EOC Operations Center ($137k), Whitaker Way ($110k), Arcoa ($149k), removal of Library Sorting Center placeholder ($130k), etc.
- Enhanced: Custodial decreases $55k or 3% YoY which reflects changes in client requests; Security $433k or 16% YoY increase primarily due to increased security service level at McCoy (+$300k), Five Oak (+$64k) and Cherry Blossom (+$62k)
- Capital: 8% per sq ft rate increase YoY approved by the Board; footprint growth; Library continues to have additional investment in funding capital projects which is kept at FY22 level for FY23

FPM Allocation ~Health Department

Dept	Fiscal Year	Prorated Square Footage	O&M Direct $	Debt $	Utilities $	Lease Total $	Enhanced Total $	Capital Funds $	FPM/Vac/Ext Lease Recovery $	Cost Element 60430/60432 Total $
HD	FY22 Published	451,380	3,605,501	1,936,162	658,386	2,435,882	2,303,498	1,935,502	447,038	13,321,968
HD	Post Published	-	6,576	-	-	-	10,930	-	-	17,506
HD	FY22 Adopted	451,380	3,612,077	1,936,162	658,386	2,435,882	2,314,428	1,935,502	447,038	13,339,474
HD	**FY23 Proposed**	**450,366**	**3,778,256**	**1,936,656**	**689,015**	**2,486,101**	**2,729,712**	**2,088,596**	**434,920**	**14,143,256**
HD	**YoY $ Change**	**(1,014)**	**166,179**	**495**	**30,629**	**50,219**	**415,284**	**153,093**	**(12,119)**	**803,781**
HD	**YoY % Change**	**-0.2%**	**4.6%**	**0.0%**	**4.7%**	**2.1%**	**17.9%**	**7.9%**	**-2.7%**	**6.0%**

Total: Year over Year increase of $803K, or 6%

- Prorated Sq Ft: YoY net decrease 1,014 sq ft primarily due to lease expired and not renewed at St Francis Dining Hall and State Medical Examiner, and reduced common area space at Multnomah County East. Behavioral Health Resource Center not included in sq ft per Chair Guidance. Discussions to be held at later date.
- O&M: 4.6% increase reflects countywide average rate increase of 4.9% and reduced square footage
- Debt: Debt payment for Health Headquarter flat YoY
- Utilities: $30k inflationary increase and/or energy credit increase for existing buildings
- Lease & Lease Admin: 3.8% inflationary increase for existing leases, slightly offset by expired leases
- Enhanced: Enhanced security at McCoy (+$300k), Professional Plaza 102 (+$30k), enhanced janitorial at Rockwood Community Health Center (+$30k)
- Capital: 8% per sq ft rate increase YoY approved by the Board, and reduced square footage

Fleet Services FY 2023 Budget

Fleet Services Category	FY 2023 Proposed	FY 2022 Adopted	Change	% Change
Personnel	$ 1,515,129	$ 1,445,558	$ 69,571	4.81%
Contracting	$ 28,000	$ 28,157	$ (157)	-0.56%
Materials and Supplies	$ 2,217,478	$ 2,007,659	$ 209,819	10.45%
Internal Services	$ 1,597,717	$ 1,457,393	$ 140,324	9.63%
Capital Outlay/CT	$ 330,000	$ 310,000	$ 20,000	6.45%
Fleet (3501) Subtotal	**$ 5,688,324**	**$ 5,248,767**	**$ 439,557**	**8.37%**
Capital Outlay/CT	$ 2,620,200	$ 2,481,569	$ 138,631	5.59%
Fleet (3502) Subtotal	**$ 2,620,200**	**$ 2,481,569**	**$ 138,631**	**5.59%**
Combined Total	**$ 8,308,524**	**$ 7,730,336**	**$ 578,188**	**7.48%**

Fleet Services FY 2023 Budget

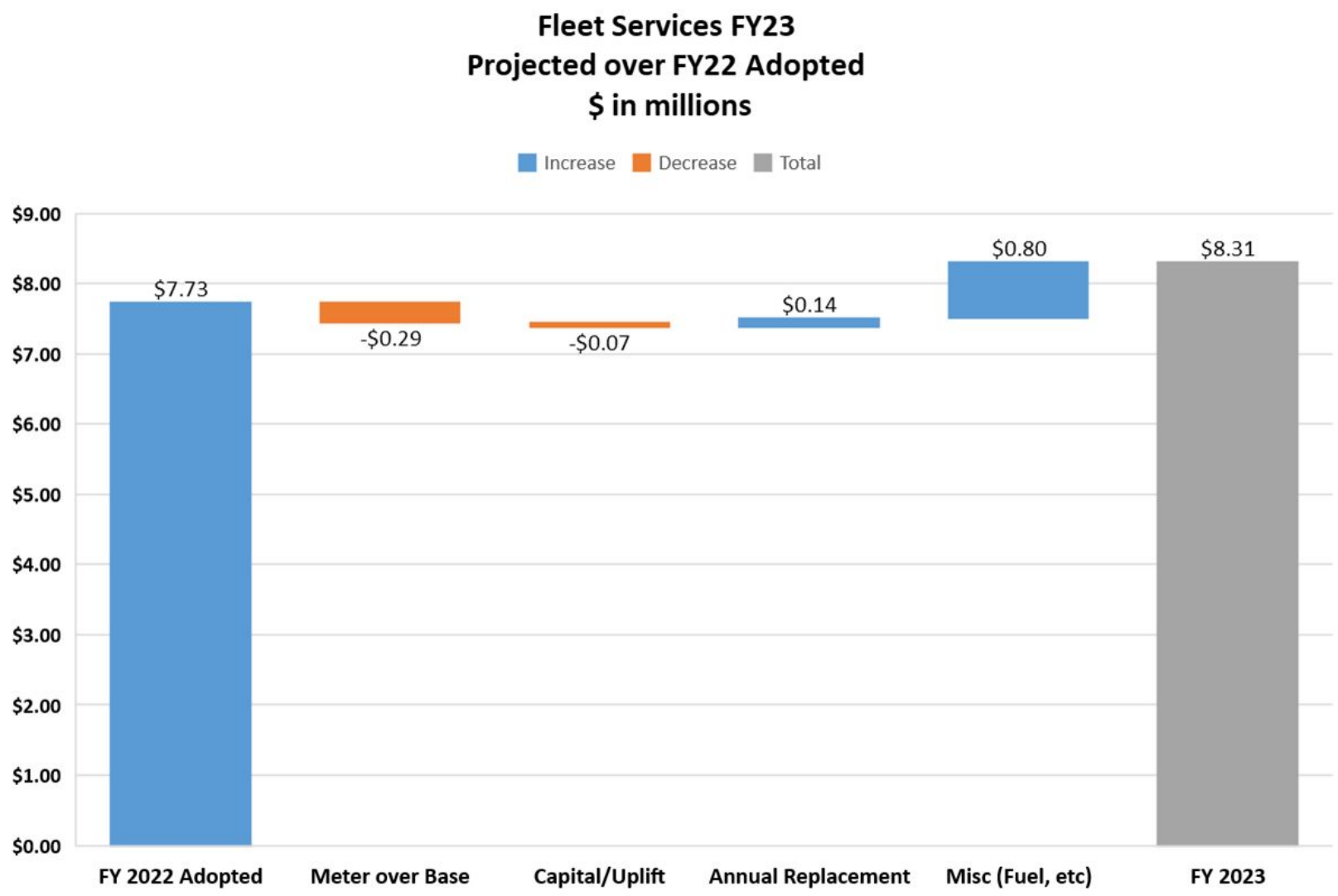

Fleet Allocation ~ Countywide

Fleet Allocation - Countywide	# of Units	Base	Meter Over Base	Actual Costs	Capital / Upfit to Put Into Service	Administration, Replacement Admin & Other	Fleet Services Total	Annual Replacement	Annual Replacement Fund Gap Year 5	COMBINED TOTAL 60410 FLEET SVCS & REPLACEMENT
FY 2022 Published	735	$1,561,902	$1,084,427	$986,936	$592,846	$936,756	$5,162,868	$2,125,820	$355,749	$7,644,437
Post Published Adjustment	-	$0	$85,899	$0	$0	$0	$85,899	$0	$0	$85,899
FY 2022 Adopted	735	$1,561,902	$1,170,326	$986,936	$592,846	$936,756	$5,248,766	$2,125,820	$355,749	$7,730,336
FY 2023 Proposed	771	$2,218,935	$882,439	$897,744	$523,300	$1,165,905	$5,688,324	$2,264,451	$355,749	$8,308,524
YOY Variance $	36	$657,033	-$287,887	-$89,192	-$69,546	$229,149	$439,558	$138,631	$0	$578,189
YOY Variance %	4.9%	42.1%	-24.6%	-9.0%	-11.7%	24.5%	8.4%	6.5%	0.0%	7.5%

Year over Year combined OPS and replacement total increase is $578K or 7.5%

- Fleet OPS year over year increase is $440K or 8.4%. Increase is primarily due to significant anticipated fuel rate inflation (projecting 23% increase YoY) and normal inflationary pressures to current service levels

- As a result of these increases service rates increased in the following areas:
  - Shop rate increase to $145/hr from $128/hr; and is in alignment with City of Portland shop rate
  - Overhead rates are increasing to $1,387 for vehicles and $370 for equipment and;
  - Mileage rates increasing approximately 13% across all vehicles types

- Fleet Replacement increases 6.5%, $139K
  - Driven by current replacement schedule
  - Final year for Fund Gap collection. Will re-evaluate fund balances to determine if needed for FY 2024

Fleet Services Allocation ~Health Department

Fleet Allocation - HD	# of Units	Base	Meter Over Base	Actual Costs	Capital / Upfit to Put Into Service	Administration, Replacement Admin & Other	Fleet Services Total	Annual Replacement	Annual Replacement Fund Gap Year 5	COMBINED TOTAL 60410 FLEET SVCS & REPLACEMENT
FY 2022 Published	57	$118,273	$24,661	$3,311	$48,600	$58,225	$253,071	$89,533	$14,167	$356,771
Post Published Adjustment	-	$0	-$27,509	$0	$0	$0	-$27,509	$0	$0	-$27,509
FY 2022 Adopted	57	$118,273	-$2,848	$3,311	$48,600	$58,225	$225,561	$89,533	$14,167	$329,262
FY 2023 Proposed	62	$185,143	$22,142	$14,114	$18,500	$76,129	$316,027	$95,150	$14,167	$425,344
YOY Variance $	5	$66,870	$24,990	$10,803	-$30,100	$17,904	$90,466	$5,617	$0	$96,083
YOY Variance %	8.8%	56.5%	-877.4%	326.3%	-61.9%	30.7%	40.1%	6.3%	0.0%	29.2%

- Year over Year, the Health Dept Fleet operational and replacement total increases by $96K or 29.2%. Contributing factors for this increase are:
  - 5 vehicle additions: 3 for Community Health Services, shifting from Motor Pool Car Share usage; 2 for Health outreach programs
  - Significant fuel rate inflation and other normal inflationary pressures

Motor Pool FY 2023 Budget

Category	FY 2023 Proposed	FY 2022 Adopted	Change	% Change
Personnel	$ 238,645	$ 232,648	$ 5,997	2.58%
Contracting	$ 702,480	$ 660,923	$ 41,557	6.29%
Materials and Supplies	$ 4,000	$ 6,668	$ (2,668)	-40.01%
Internal Services	$ 301,021	$ 303,951	$ (2,930)	-0.96%
Capital Outlay/CT	$ 16,212	$ 24,000	$ (7,788)	-32.45%
Motor Pool (3501) Subtotal	**$ 1,262,358**	**$ 1,228,190**	**$ 34,168**	**2.78%**

Motor Pool FY 2023 Budget

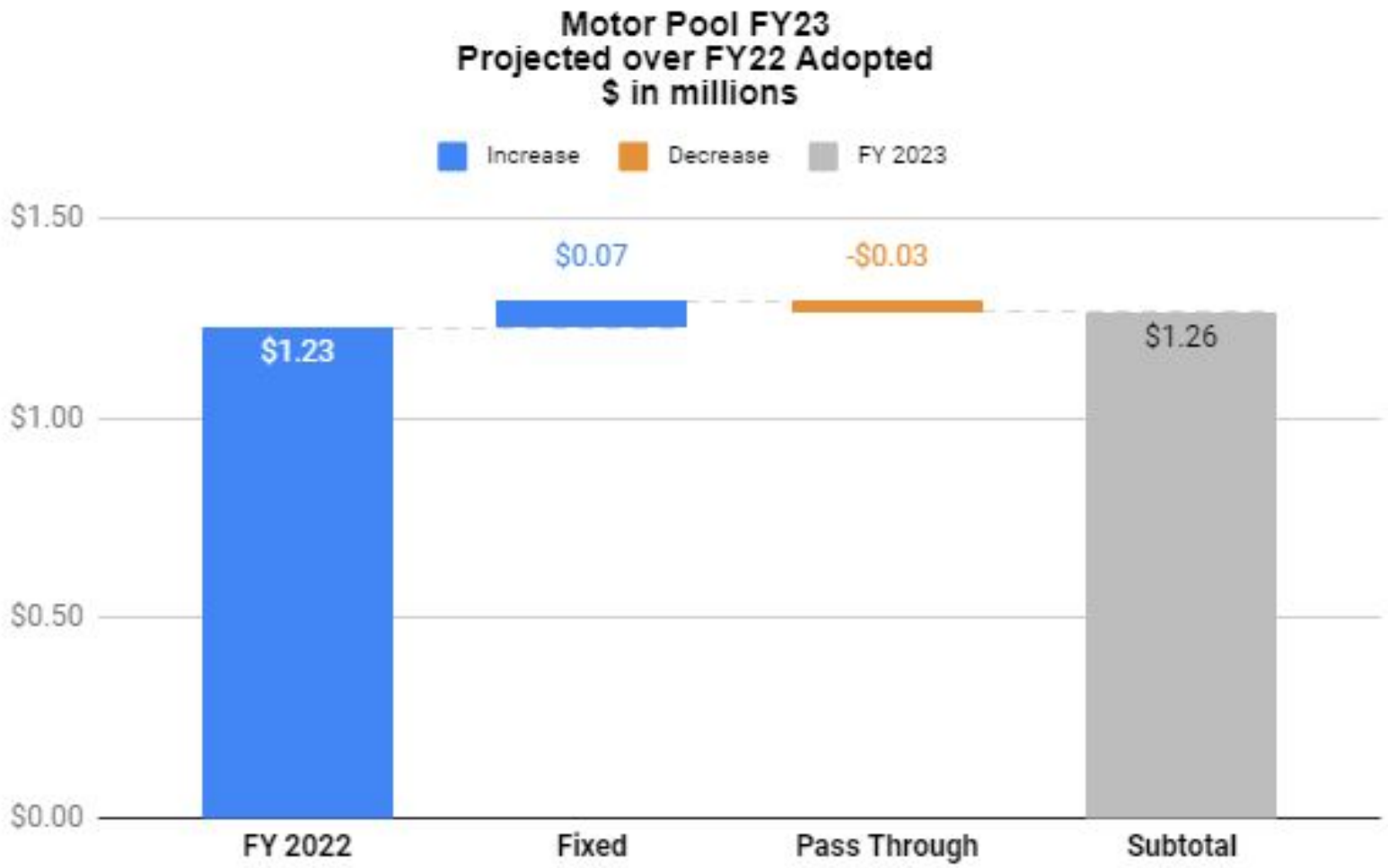

Motor Pool Allocation ~ Countywide

Motor Pool Allocation - Countywide	TOTAL RENTAL HOURS	TOTAL FIXED (Overhead Cost by % of Hours)	TOTAL PASS-THROUGH	Fixed & Pass-Through Total
FY 2022 Published	56,016	$580,687	$641,127	$1,221,814
Post Published Adjustment	-	$0	$6,376	$6,376
FY 2022 Adopted	56,016	$580,687	$647,503	$1,228,190
FY 2023 Proposed	50,728	$647,557	$614,801	$1,262,358
YOY Variance $	-$5,288	$66,870	-$32,702	$34,168
YOY Variance %	-9.4%	11.5%	-5.1%	2.8%

- Year over Year increase is $34K or 2.8% increase is below 4.25% inflator
- Total fixed cost increase is primarily due to new method of allocating fleet costs for motor pool vehicles
- The total hours are based on a three-year average of motor pool usage to include pre-pandemic, pandemic, and post-pandemic vehicle usage as a means of normalizing the spikes over the past two years

Motor Pool Allocation ~Health Department

Motor Pool Allocation - HD	TOTAL RENTAL HOURS	% of Hours	TOTAL FIXED (Overhead Cost by % of Hours)	TOTAL PASS-THROUGH	**Fixed & Pass-Through Total**
FY 2022 Published	**19,115**	**34.1%**	**$198,153**	**$223,123**	**$421,276**
Post Published Adjustment	**-**	**0.0%**	**$0**	**-$35,274**	**-$35,274**
FY 2022 Adopted	**19,115**	**34.1%**	**$198,153**	**$187,849**	**$386,002**
FY 2023 Proposed	**13,213**	**26.0%**	**$168,552**	**$168,931**	**$337,483**
YOY Variance $	**(5,902)**	**-30.9%**	**-$29,601**	**-$18,918**	**-$48,519**
YOY Variance %	**-30.9%**		**-14.9%**	**-10.1%**	**-12.6%**

- Year over Year Health Dept decrease is $48.5K
- Decrease is due to normalizing motor pool usage hours as an average of the past three years (FY20-FY22).

Records FY 2023 Budget

Category	FY 2023 Proposed	FY 2022 Adopted	Change	% Change
Personnel	$ 833,174	$ 784,964	$ 48,210	6.14%
Contracting	$ 311,513	$ 328,315	$ (16,802)	-5.12%
Materials and Supplies	$ 155,588	$ 134,984	$ 20,604	15.26%
Internal Services	$ 897,589	$ 826,109	$ 71,480	8.65%
Capital Outlay/CT	$ -	$ -	$ -	0.00%
Records (3504) Subtotal	**$ 2,197,864**	**$ 2,074,372**	**$ 123,492**	**5.95%**

Records FY 2023 Budget

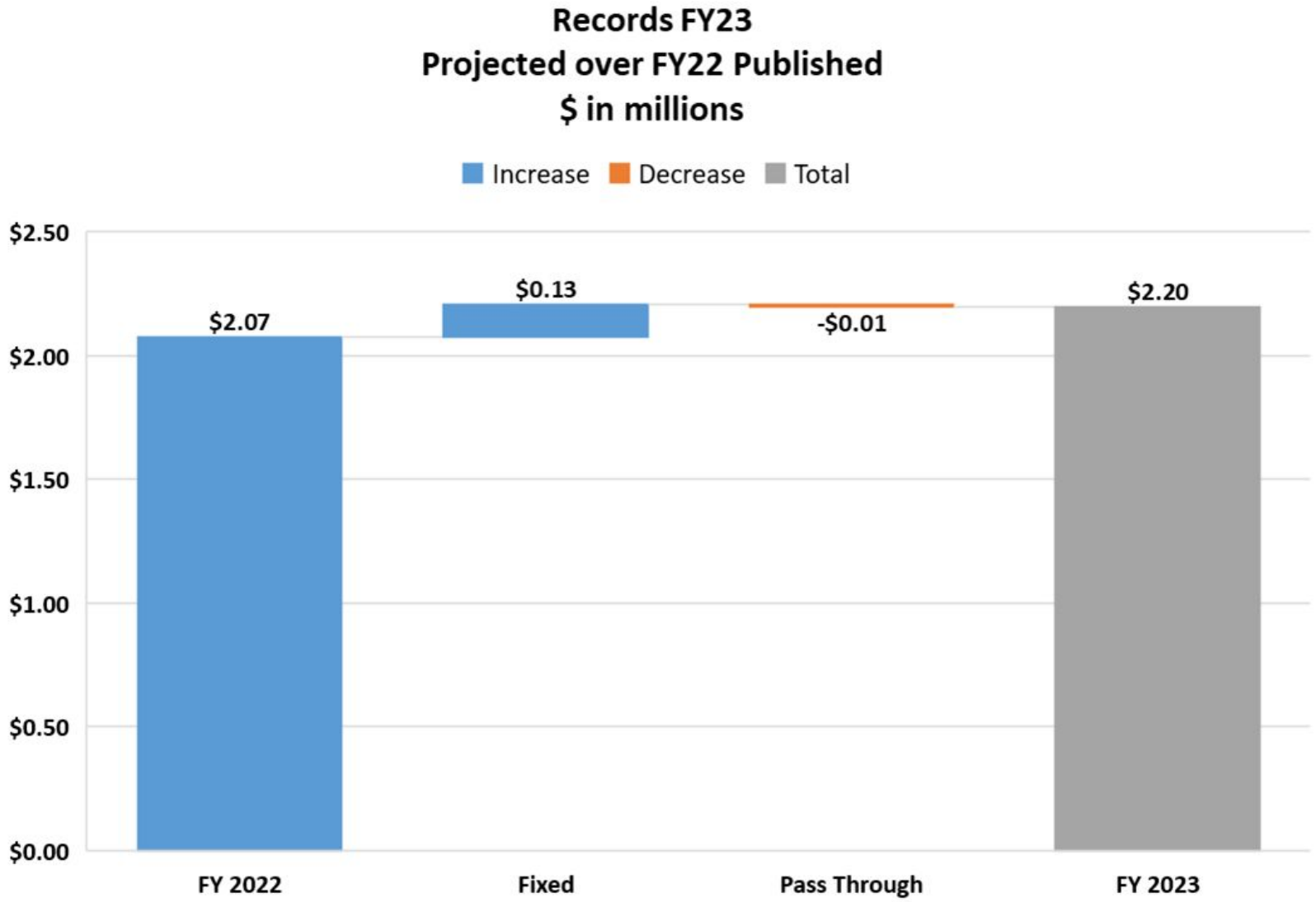

Records Allocation ~ Countywide

Records Allocation - Countywide	Record Actions	Items Accessioned	Items Stored	Electronic Doc & Records Mgmt Systems	FY 2022 Records Service Allocation	FY 2022 Shredding Bins	FY 2022 Shredding $ Expense	TOTAL RECORDS
FY 2022 Published	9,825	9,112	41,214	482	$1,783,702	496	$281,708	**$2,065,410**
Post Published Adjustment	0	0	0	0	$0	0	$8,962	**$8,962**
FY 2022 Adopted	9,825	9,112	41,214	482	$1,783,702	496	$290,670	**$2,074,372**
FY 2023 Proposed	5,912	6,959	41,101	282	$1,914,076	506	$283,788	**$2,197,864**
YOY Variance $	-3,913	-2,153	-113	-200	$130,374	10	-$6,882	**$123,492**
YOY Variance %	-39.8%	-23.6%	-0.3%	-41.5%	7.3%	2.0%	-2.4%	**6.0%**

- Year over Year increase is $123K or 6.0%
- Primary increase in Records Service Allocation is due to inflationary increases in personnel costs and Internal Service charges
- Shredding expense decreases due to a reduction in usage of services

Records Allocation ~Health Department

Records Allocation - HD	Record Actions	Items Accessioned	Items Stored	Electronic Doc & Records Mgmt Systems	Records Service Allocation	Shredding Bins	Shredding $ Expense	TOTAL RECORDS
FY 2022 Published	1,293	1,903	11,200	10	$352,555	182	$99,504	**$452,059**
Post Published Adjustment	0	0	0	0	$0	0	-$13,830	**-$13,830**
FY 2022 Adopted	1,293	1,903	11,200	10	$352,555	182	$85,674	**$438,229**
FY 2023 Proposed	604	1,185	9,112	20	$308,504	187	$106,980	**$415,484**
YOY Variance $	-689	-718	-2,088	10	-$44,052	5	$21,306	**-$22,745**
YOY Variance %	-53.3%	-37.7%	-18.6%	0.0%	-12.5%	2.7%	24.9%	**-5.2%**

- Year over Year decrease is $22.7 or 5.2%
- Primary decrease in Records Service Allocation is due to decreased use of record services.
- Shredding expense increases due to an increased usage of services.

Distribution FY 2023 Budget

Category	FY 2023 Proposed	FY 2022 Adopted	Change	% Change
Personnel	$ 644,084	$ 657,386	$ (13,302)	-2.02%
Contracting	$ 675,874	$ 572,865	$ 103,009	17.98%
Materials and Supplies	$ 25,806	$ 5,040	$ 20,766	412.02%
Internal Services	$ 525,760	$ 428,762	$ 96,998	22.62%
Capital	$ -	$ -	$ -	0.00%
Distribution (3504) Subtotal	**$ 1,871,524**	**$ 1,664,053**	**$ 207,471**	**12.47%**

Distribution FY 2023 Budget

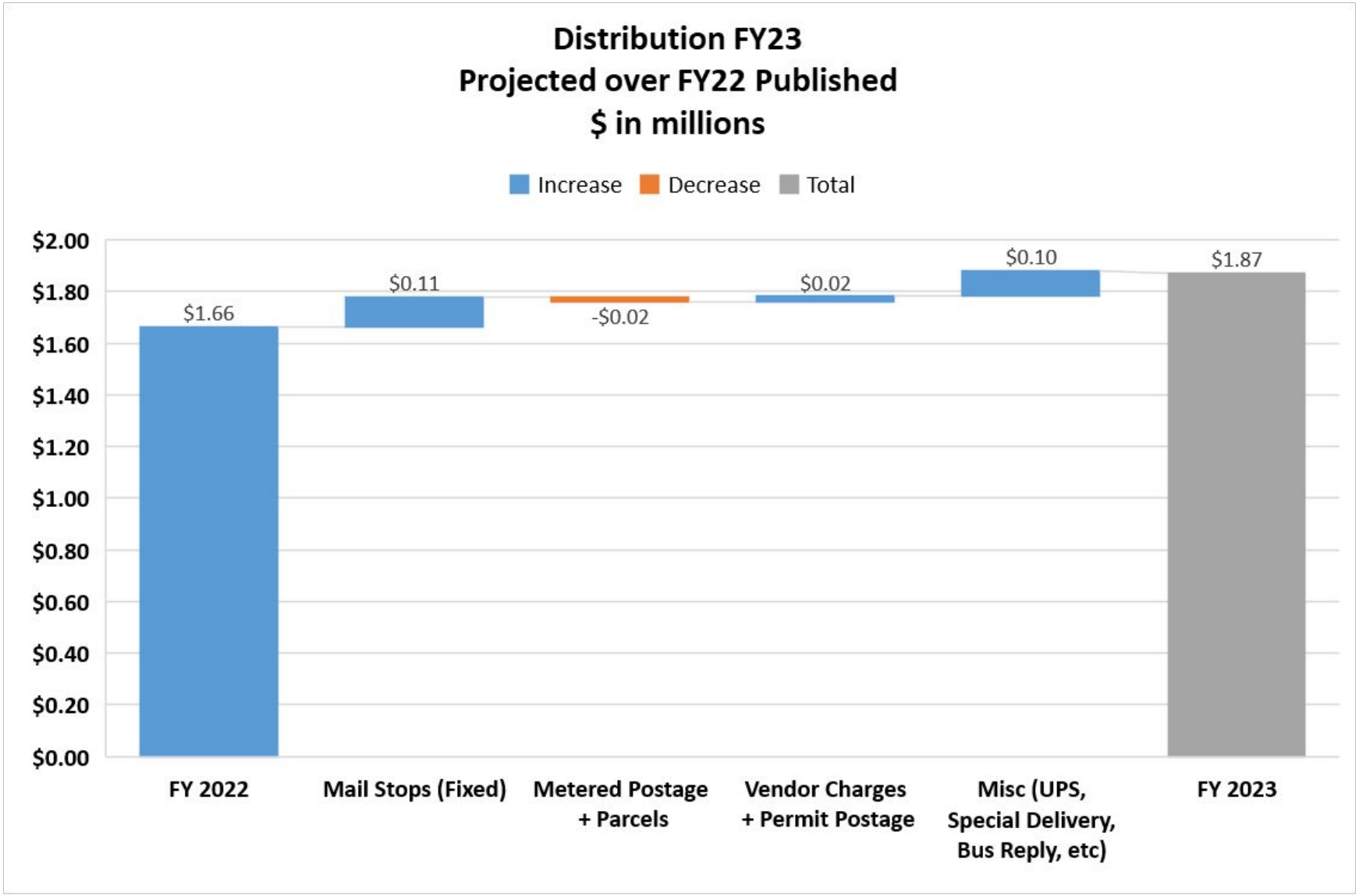

Distribution Allocation ~ Countywide

Distribution Allocation - Countywide	Stop points	Mail Stop $	Total Pass-Through	Total
FY 2022 Published	153.96	$1,091,277	$567,517	**$1,658,794**
Post Published Adjustment	0	$0	$5,259	**$5,259**
FY 2022 Adopted	153.96	$1,091,277	$572,776	**$1,664,053**
FY 2023 Proposed	153.77	$1,195,650	$675,874	**$1,871,524**
YOY Variance $	-0.19	$104,373	$103,098	**$207,471**
YOY Variance %	-0.1%	9.6%	18.0%	**12.5%**

- Year over Year increase is $207K or 12.5%.
- Rate increase primarily due to operational increases in contracted services (USPS, Metro Presort, USPS etc) and internal service charges; offset by reduction in personnel costs
- BWC buy down in the amount of $134K no longer factored as a reduction of the ratesl

Distribution Allocation ~Health Department

Distribution Allocation - HD	Stop points	Mail Stop $	Total Pass-Through	Health Dept Total
FY 2022 Published	79.91	$566,432	$125,163	**$691,595**
Post Published Adjustment	0	$0	-$59,865	**-$59,865**
FY 2022 Adopted	79.91	$566,432	$65,298	**$631,730**
FY 2023 Proposed	79.12	$615,218	$114,485	**$729,702**
YOY Variance $	-0.79	$48,786	$49,187	**$97,972**
YOY Variance %	-1.0%	8.6%	75.3%	**15.5%**

- Year over Year increase is $98K or 15.5%
- Rate increase due to discontinuation the beginning working capital buy down of the rates, as well as an increase of estimated pass-through usage.

Questions

Departmental Contacts:
Tony Chandler - DCA, DCM, DCS, MCDA, NonD
Debra Lee - Health, DCHS, DCJ, MCSO
Dave Halbeck - Library
Chris Solsby, FPM Assistant Director
Garret Vanderzanden, Fleet Services Manager
Edward Reed, Distribution and Motor Pool Manager
Lauren Kelly, Records Program Supervisor

Questions

Thank You…

Senior Leadership Team:
Tracey Massey - Director and CIO
Dan Zalkow - FPM Director
Vikki Scotti - Project & Portfolio Management
Gary Wohlers - Infrastructure Management
Linu Parappilly - Applications Management
Lisa Whedon, Budget, Planning and Records Manager

HRSA Financial Report Packet - February 14, 2022

5. Projection of Health Center Monthly Cash Requirements

community health center board

Multnomah County

Multnomah County
Federally Qualified Health Center

Monthly Financial Reporting Package

December FY 2022

Updated 1/27/2022

Prepared by: Financial and Business Management Division

The financial information in these materials are prepared for and provided to the Health Center by the Health Department's Finance and Business Management division.

Multnomah County Health Department
Community Health Council Board - Financial Statement
For Period Ending December 31, 2021
Percentage of Year Complete: 50.0%

Community Health Center - Monthly Highlights

Financial Statement: For period 6 in Fiscal Year 2022 (July 2021 - June 2022)

	YTD Actuals	Budget	Difference	% of Budget YTD
Revenue:	$ 61,797,434	$ 156,679,338	$ 94,881,904	39%
Expenditures:	$ 63,389,059	$ 156,679,338	$ 93,290,279	40%
Surplus/(Deficit)	$ (1,591,624)			

Recent Budget Modifications:

Period added	Budmod #	Description	Amount
01 July	Budmod-HD-003-22	State CARES Act funding to increase Vaccination Rates	$ 1,146,666
03 September	Budmod-HD-009-22	State CARES Act funding to Health for Vaccine Incentives	$ 250,000
06 December	Budmod-HD-041-22	Revenue for ARPA Capital Projects Funds to ICS	$ 1,183,848
			$ 2,580,514

- Grant Revenue Accrual reflects $1.22M in related expenditures invoiced in prior periods. (1)
- Expenditures are tracking at 40% which is slightly behind the expected target of 50% primarily due to Contractual costs, which are tracking at 8%.
- PC 330 Grant amount fully spent as of November. Final (November) amounts will post in December. The grant will restart in January. (2)
  - Breakdown of PC 330 amounts (2021 Calendar Year): 5,514,900.80 FY21 (January 21 - June 21) | 3,512,037.91 FY22 (July 21 - Oct 21) | 670,922.29 FY22 (Nov 21) = 9,697,861

The financial information in these materials are prepared for and provided to the Health Center by the Health Department's Finance and Business Management division.

Multnomah County Health Department
Community Health Council Board - Financial Statement

For Period Ending December 31, 2021

Percentage of Year Complete: 50.0%

Community Health Center

	Adopted Budget	Revised Budget	Budget Change	01 July	02 Aug	03 Sept	04 Oct	05 Nov	06 Dec	Year to Date Total	% YTD	FY21 YE Actuals
Revenue												
County General Fund Support	$ -	$ -	$ -	$ -	$ -	$ -	$ -	$ -	$ -	$ -	0%	$ 5,222,198
General Fund Fees and Misc Rev	$ -	$ -	$ -	$ 4,380	$ 5,053	$ 3,851	$ (11,242)	$ -	$ -	$ 2,042	0%	$ 111,693
Grants - PC 330 (BPHC) **(2)**	$ 9,309,724	$ 9,309,724	$ -	$ -	$ -	$ 1,815,488	$ -	$ 1,696,550	$ 670,922	$ 4,182,960	45%	$ 9,515,047
Grants - COVID-19	$ 13,000,000	$ 15,580,514	$ 2,580,514	$ -	$ -	$ 11,571	$ (7,764)	$ 9,560	$ 293,416	$ 306,783	2%	$ 8,682,545
Grants - All Other	$ 4,235,186	$ 4,235,186	$ -	$ 40	$ 31,261	$ 517,640	$ 98,422	$ 559,053	$ 355,674	$ 1,562,090	37%	$ 8,581,060
Grant Revenue Accrual **(1)**	$ -	$ -	$ -	$ -	$ -	$ -	$ -	$ -	$ 1,222,962	$ 1,222,962	0%	$ -
Quality & Incentives Payments	$ 7,500,159	$ 7,500,159	$ -	$ 647,267	$ 544,656	$ 103,650	$ 41,160	$ 1,743,310	$ -	$ 3,080,043	41%	$ 11,049,279
Health Center Fees	$ 115,169,056	$ 115,169,056	$ -	$ 8,866,217	$ 8,382,679	$ 8,167,450	$ 7,845,968	$ 7,997,021	$ 8,044,109	$ 49,303,445	43%	$ 92,485,906
Self Pay Client Fees	$ 1,244,879	$ 1,244,879	$ -	$ 51,363	$ 57,006	$ 56,768	$ 58,924	$ 41,623	$ 51,518	$ 317,201	25%	$ 678,121
Beginning Working Capital	$ 3,639,820	$ 3,639,820	$ -	$ 303,318	$ 303,318	$ 303,318	$ 303,318	$ 303,318	$ 303,318	$ 1,819,910	50%	$ 3,145,138
Total	**$ 154,098,824**	**$ 156,679,338**	**$ 2,580,514**	**$ 9,872,585**	**$ 9,323,973**	**$ 10,979,736**	**$ 8,328,786**	**$ 12,350,435**	**$ 10,941,919**	**$ 61,797,435**	**39%**	**$ 139,470,987**
Expense												
Personnel	$ 88,758,656	$ 89,419,870	$ 661,214	$ 6,725,872	$ 6,605,438	$ 6,894,611	$ 6,743,961	$ 6,700,819	$ 6,716,527	$ 40,387,229	45%	$ 88,332,034
Contracts	$ 15,756,862	$ 16,496,172	$ 739,310	$ 263,055	$ 149,337	$ 136,835	$ 184,742	$ 272,965	$ 381,930	$ 1,388,864	8%	$ 3,659,777
Materials and Services	$ 21,652,095	$ 21,619,659	$ (32,436)	$ 1,332,384	$ 1,765,936	$ 1,403,011	$ 2,092,054	$ 1,336,120	$ 1,428,980	$ 9,358,487	43%	$ 18,982,109
Internal Services	$ 27,626,711	$ 28,552,030	$ 925,319	$ 1,149,547	$ 2,208,943	$ 2,652,568	$ 2,526,474	$ 1,792,939	$ 1,917,342	$ 12,247,814	43%	$ 24,921,085
Capital Outlay	$ 304,500	$ 591,607	$ 287,107	$ -	$ -	$ -	$ 6,666	$ -	$ -	$ 6,666	1%	$ 128,667
Total	**$ 154,098,824**	**$ 156,679,338**	**$ 2,580,514**	**$ 9,470,859**	**$ 10,729,655**	**$ 11,087,026**	**$ 11,553,897**	**$ 10,102,843**	**$ 10,444,780**	**$ 63,389,059**	**40%**	**$ 136,023,672**
Surplus/(Deficit)	**$ -**	**$ -**	**$ -**	**$ 401,726**	**$ (1,405,681)**	**$ (107,289)**	**$ (3,225,111)**	**$ 2,247,592**	**$ 497,139**	**$ (1,591,624)**		**$ 3,447,315**

The financial information in these materials are prepared for and provided to the Health Center by the Health Department's Finance and Business Management division.

Multnomah County Health Department
Community Health Council Board
FY 2022 YTD Actual Revenues & Expenses by Program Group
For Period Ending December 31, 2021
Percentage of Year Complete: 50.0%

Category	Description	Admin	Dental	Pharmacy	Primary Care Clinics	Quality & Compliance	Student Health Centers
Revenues	County General Fund Support	-	-	-	-	-	-
	General Fund Fees and Miscellaneous Revenue	-	-	-	2,042	-	-
	Grants - HRSA PC 330 Health Center Cluster **(2)**	971,520	181,000	-	2,671,815	-	172,613
	Grants - HRSA Healthy Birth Initiatives	-	-	-	-	-	-
	Grants - HRSA Ryan White	-	-	-	-	-	-
	Grants - DHHS and OHA Ryan White	-	-	-	-	-	-
	Grants - OHA Non-Residential Mental Health Services	-	-	-	-	-	-
	Grants - All Other	54,097	-	-	-	-	474,369
	Grants - Other COVID-19 Funding	332,566	-	-	(46,914)	-	-
	Grants - HHS CARES Act Provider Relief	-	-	-	-	-	-
	Grants - HRSA Health Center CARES Act	-	-	-	-	-	-
	Grants - HRSA Expanding Capacity for Coronavirus Testing	-	-	-	-	-	-
	Grant Revenue Accrual **(1)**	378,989	30,531	-	92,578	1,400	77,603
	Medicaid Quality and Incentive Payments	2,176,903	-	-	-	903,140	-
	Health Center Fees	764,901	7,979,496	16,606,027	20,770,389	14,456	1,726,541
	Self Pay Client Fees	-	42,705	122,200	150,333	-	-
	Beginning Working Capital	1,349,063	245,847	-	-	225,000	-
Revenues Total		6,028,038	8,479,579	16,728,228	23,640,243	1,143,996	2,451,127
Expenditures	Personnel Total	6,600,659	9,082,576	3,325,119	15,092,293	1,211,127	2,093,403
	Contractual Services Total	676,620	125,821	5,536	479,206	5,321	46,864
	Internal Services Total	1,880,603	2,404,605	1,495,952	4,645,679	324,506	602,212
	Materials & Supplies Total	226,774	475,900	7,735,911	569,587	20,559	122,301
	Capital Outlay Total	-	6,666	-	-	-	-
Expenditures Total		9,384,656	12,095,568	12,562,519	20,786,765	1,561,513	2,864,780
Net Income/(Loss)		(3,356,618)	(3,615,989)	4,165,709	2,853,478	(417,516)	(413,653)
Total BWC from Prior Years		2,293,860	3,593,476	-	15,850	2,575,732	2,000

The financial information in these materials are prepared for and provided to the Health Center by the Health Department's Finance and Business Management division.

Multnomah County Health Department
Community Health Council Board

FY 2022 YTD Actual Revenues & Expenses by Program Group
For Period Ending December 31, 2021
Percentage of Year Complete: 50.0%

	Category	Description	HIV Clinic	Lab	Y-T-D Actual	Y-T-D Budget	Revised Budget	% of Budget	FY21 YE Actuals
Revenues	County General Fund Support		-	-	-	-	-	0%	5,222,198
	General Fund Fees and Miscellaneous Revenue		-	-	2,042	-	-	0%	111,693
	Grants - HRSA PC 330 Health Center Cluster (2)		186,013	-	4,182,960	4,654,862	9,309,724	45%	9,515,047
	Grants - HRSA Healthy Birth Initiatives		-	-	-	-	-	0%	673,281
	Grants - HRSA Ryan White		811,806	-	811,806	1,262,584	2,525,167	32%	2,657,247
	Grants - DHHS and OHA Ryan White		84,624	-	84,624	177,750	355,500	24%	347,799
	Grants - OHA Non-Residential Mental Health Services		-	-	-	-	-	0%	2,970,557
	Grants - All Other		137,193	-	665,660	677,260	1,354,519	49%	1,932,177
	Grants - Other COVID-19 Funding		21,131	-	306,783	7,790,257	15,580,514	2%	8,071,838
	Grants - HHS CARES Act Provider Relief		-	-	-	-	-	0%	-
	Grants - HRSA Health Center CARES Act		-	-	-	-	-	0%	-
	Grants - HRSA Expanding Capacity for Coronavirus Testing		-	-	-	-	-	0%	610,707
	Grant Revenue Accrual (1)		641,861	-	1,222,962	-	-	0%	-
	Medicaid Quality and Incentive Payments		-	-	3,080,043	3,750,080	7,500,159	41%	11,049,279
	Health Center Fees (3)		1,441,230	404	49,303,445	57,584,528	115,169,056	43%	92,485,906
	Self Pay Client Fees		1,963	-	317,201	622,440	1,244,879	25%	678,121
	Beginning Working Capital		-	-	1,819,910	1,819,910	3,639,820	50%	3,145,138
Revenues Total			3,325,820	404	61,797,435	78,339,669	156,679,338	39%	139,470,988
Expenditures	Personnel Total		2,231,345	750,708	40,387,229	44,709,935	89,419,870	45%	88,332,034
	Contractual Services Total		35,095	14,401	1,388,864	8,248,086	16,496,172	8%	3,659,777
	Internal Services Total		654,818	239,439	12,247,814	14,276,015	28,552,030	43%	24,921,085
	Materials & Supplies Total		90,884	116,570	9,358,487	10,809,829	21,619,659	43%	18,982,109
	Capital Outlay Total		-	-	6,666	295,804	591,607	1%	128,667
Expenditures Total			3,012,142	1,121,118	63,389,059	78,339,669	156,679,338	40%	136,023,673
Net Income/(Loss)			313,679	(1,120,714)	(1,591,624)	-	-		3,447,316
Total BWC from Prior Years			724,184	-	9,205,101				

The financial information in these materials are prepared for and provided to the Health Center by the Health Department's Finance and Business Management division.

HRSA Financial Report Packet - February 14, 2022

6. Revenue And Expense Statement

community health center board

Multnomah County

Multnomah County Health Department
ICS Program Group - Fiscal Year 2022 YTD Actual Revenues and Expenses
For Period Ending December 31, 2021
Percentage of Year Complete: 50.0%

Category	Description	Administrative	Dental	Pharmacy	Primary Care Clinics	Quality and Compliance	Student Health Centers	HIV Clinic	Lab	Y-T-D Actual	Y-T-D Budget	FY 2022 Revised Budget	% of Budget	FY21 YTD Actuals	FY21 YE Actuals
Revenues	County General Fund Support	-	-	-	-	-	-	-	-	-	-	-	0%	2,181,820	4,363,639
	Other Fees, Refunds, and Miscellaneous Revenue	-	-	-	-	-	-	-	-	-	-	-	0%	185,110	167,711
General Fund Total		-	-	-	-	-	-	-	-	-	-	-	0%	2,366,929	4,531,350
	HRSA PC 330 Health Center Cluster	971,520	181,000	-	2,671,815	-	172,613	186,013	-	4,182,960	4,654,862	9,309,724	45%	3,892,918	9,515,047
	HRSA Ryan White Part A	-	-	-	-	-	-	294,606	-	294,606	659,892	1,319,783	22%	543,439	1,323,923
	HRSA Ryan White Part C	-	-	-	-	-	-	395,863	-	395,863	418,312	836,624	47%	336,994	957,787
	OHA Ryan White Part B	-	-	-	-	-	-	84,624	-	84,624	177,750	355,500	24%	157,003	347,799
	OHA School-Based Health Centers	-	-	-	-	-	474,369	-	-	474,369	379,260	758,519	63%	344,914	840,014
	Grants - All Other	54,097	-	-	-	-	-	258,530	-	312,627	482,380	964,760	32%	413,655	1,134,350
Grants (Non-COVID) Total		1,025,617	181,000	-	2,671,815	-	646,982	1,219,636	-	5,745,050	6,772,455	13,544,910	42%	5,688,923	14,118,920
	Grants - Other COVID-19 Funding	332,566	-	-	(46,914)	-	-	21,131	-	306,783	7,790,257	15,580,514	2%	90,415	8,071,852
	Grants - HRSA Expanding Capacity for Coronavirus Te	-	-	-	-	-	-	-	-	-	-	-	0%	9,461	610,707
Grants (COVID) Total		332,566	-	-	(46,914)	-	-	21,131	-	306,783	7,790,257	15,580,514	2%	99,876	8,682,558
	Grant Revenue Accrual	378,989	30,531	-	92,578	1,400	77,440	642,024	-	1,222,962	-	-	0%	-	-
	Medicaid Quality and Incentive Payments	2,176,903	-	-	-	903,140	-	-	-	3,080,043	3,900,080	7,800,159	39%	3,773,675	11,828,653
	Alternative Payment Model (APM)	-	-	-	13,629,850	-	1,095,236	739,841	-	15,464,927	-	-	0%	14,405,547	29,221,492
	Medicaid Wraparound	-	4,609,418	-	1,798,415	-	155,790	141,802	-	6,705,425	-	-	0%	4,962,997	12,099,714
	Health Center Fees	804,065	3,370,078	19,087,388	5,342,124	14,456	475,515	559,587	464	29,653,678	60,294,668	120,589,335	25%	25,714,397	53,224,573
	Self Pay Client Fees	-	42,705	140,460	150,333	-	-	1,963	-	335,461	640,802	1,281,604	26%	327,598	716,406
	Beginning Working Capital	1,424,063	245,847	-	-	225,000	-	-	-	1,894,910	1,894,910	3,789,820	50%	993,890	1,987,780
Fees and Miscellaneous Total		4,784,020	8,298,579	19,227,848	21,013,300	1,143,996	1,803,981	2,085,216	464	58,357,405	66,730,459	133,460,918	44%	50,178,104	109,078,617
Revenues Total		6,142,202	8,479,579	19,227,848	23,638,201	1,143,996	2,450,963	3,325,983	464	64,409,238	81,293,171	162,586,342	40%	58,333,833	136,411,445
Expend Personnel	Permanent	3,882,988	4,972,746	2,452,817	8,590,659	687,525	1,186,628	1,184,974	524,329	23,482,667	26,407,215	52,814,430	44%	23,425,106	46,772,724
	Premium	54,764	52,713	34,441	169,497	5,158	15,290	27,937	-	359,799	271,191	542,381	66%	362,717	720,817
	Salary Related	1,410,151	1,997,292	949,300	3,238,935	266,930	447,089	437,000	199,441	8,946,137	10,333,230	20,666,460	43%	8,638,294	17,429,394
	Temporary	527,016	262,457	41,032	429,125	9,083	32,214	188,399	-	1,489,327	606,169	1,212,338	123%	948,413	2,182,239
	Insurance Benefits	1,140,269	1,447,343	604,772	2,387,638	201,935	388,740	329,709	176,225	6,676,632	8,014,302	16,028,604	42%	6,876,480	13,691,363
	Non Base Fringe	148,945	64,967	5,849	106,851	2,910	4,600	44,322	-	378,446	133,141	266,282	142%	215,925	542,921
	Non Base Insurance	132,173	11,891	3,152	14,344	174	1,052	10,736	-	173,521	28,296	56,592	307%	40,510	126,734
	Overtime	44,228	267,023	2,240	137,494	9,766	17,381	6,795	5,324	490,251	19,988	39,976	1226%	330,279	734,546
Personnel Total		7,340,534	9,076,433	4,093,603	15,074,544	1,183,480	2,092,994	2,229,872	905,320	41,996,780	45,813,532	91,627,063	46%	40,837,725	82,200,739
Contractual Services	Direct Client Assistance	6,764	685	759	12,040	-	169	6,040	1,450	27,907	518,605	1,037,210	3%	29,140	87,435
	Pass-Through & Program Support	-	-	-	-	-	-	2,334	-	2,334	-	-	0%	(225)	(225)
	Professional Services	814,839	125,136	5,687	467,166	5,321	46,695	26,721	15,102	1,506,667	7,747,266	15,494,531	10%	1,159,335	3,124,293
Contractual Services Total		821,603	125,821	6,446	479,206	5,321	46,864	35,095	16,553	1,536,908	8,265,871	16,531,741	9%	1,188,250	3,211,503
Internal Services	Indirect Expense	932,510	1,207,564	545,209	2,004,415	157,538	234,967	249,259	120,589	5,452,050	6,023,602	12,047,204	45%	4,358,876	8,921,492
	Internal Service Data Processing	591,135	571,513	944,793	1,568,694	93,585	249,403	262,572	72,937	4,354,631	4,839,010	9,678,019	45%	3,649,265	9,177,512
	Internal Service Distribution & Records	-	-	-	-	-	-	-	-	-	-	-	0%	278,258	575,916
	Internal Service Distribution	25,184	40,719	40,303	68,883	3,596	40,935	445	12,465	232,531	240,186	480,371	48%	-	-
	Internal Service Records	292	7,268	10,712	22,419	-	669	3,174	3,449	47,982	59,643	119,285	40%	-	-
	Internal Service Enhanced Building Services	45,829	57,234	21,957	89,609	6,692	-	13,247	7,488	242,056	506,819	1,013,638	24%	382,859	842,023
	Internal Service Facilities & Property Management	342,058	427,184	163,885	668,865	49,946	-	98,878	55,892	1,806,708	1,998,160	3,996,320	45%	1,776,993	3,620,129
	Internal Service Facilities Service Requests	22,196	24,718	6,192	78,385	237	50,055	3,351	19	185,153	158,757	317,513	58%	122,351	289,239
	Internal Service Fleet Services & Motor Pool	-	-	-	-	-	-	-	-	-	-	-	0%	10,551	24,247
	Internal Service Fleet Services	-	8,366	-	-	-	-	-	-	8,366	9,476	18,952	44%	-	-
	Internal Service Motor Pool	3,200	124	18	-	114	66	608	604	4,736	10,743	21,485	22%	-	-
	Internal Service Other	27,434	24,360	9,442	34,604	986	4,833	6,103	2,037	109,799	448,371	896,741	12%	27,966	81,330
	Internal Service Telecommunications	52,523	35,490	12,278	109,534	8,989	19,000	16,935	5,391	260,139	404,345	808,690	32%	167,912	515,993
Internal Services Total		2,042,360	2,404,541	1,754,789	4,645,408	321,683	599,927	654,572	280,870	12,704,150	14,699,109	29,398,218	43%	10,775,031	24,047,881
Materials & Supplies	Communications	3,587	160	-	225	582	1,200	527	-	6,281	2,500	5,000	126%	4,096	7,618
	Cash Discounts Taken	-	-	-	-	-	-	-	-	-	-	-	0%	(5)	(6)
	Dues & Subscriptions	3,813	2,843	6,175	13,097	529	110	1,599	-	28,166	93,373	186,746	15%	41,485	68,826
	Insurance	-	-	-	-	-	-	-	-	-	-	-	0%	156	156
	Local Travel	6,399	4,536	2,757	625	1,098	1,278	2,513	-	19,205	24,861	49,722	39%	11,545	34,738
	Medical & Dental Supplies	58,918	429,112	10,412	214,436	-	47,589	15,600	98,347	874,415	772,841	1,545,682	57%	704,254	1,617,736
	Pharmaceuticals	-	185	8,753,832	222,171	-	23,763	24,936	-	9,024,886	10,608,124	21,216,248	43%	9,219,417	18,282,300
	Refunds	-	100	4,166	493	-	-	-	-	4,759	-	-	0%	3,685	273,723
	Rentals	10,044	9,923	13,250	48,388	4,031	8,071	4,304	1,822	99,833	44,337	88,673	113%	84,629	199,104
	Repairs & Maintenance	71	89	34	1,806	10	2,865	140	1,622	6,638	40,201	80,401	8%	4,622	21,892
	Software, Subscription Computing, Maintenance	84,062	-	72,122	5,056	1,299	1,811	637	100	165,088	75,885	151,770	109%	150,890	259,677
	Supplies	73,702	22,780	29,347	45,037	5,251	32,072	37,329	31,145	276,662	311,887	623,773	44%	237,958	481,758
	Training & Non-Local Travel	14,090	6,034	1,005	12,613	7,759	3,163	2,840	699	48,203	222,099	444,198	11%	33,938	82,785
	Utilities	-	138	-	4,849	-	410	460	953	6,809	-	-	0%	2,588	12,818
Materials & Supplies Total		254,687	475,900	8,893,101	568,795	20,559	122,332	90,884	134,688	10,560,946	12,196,107	24,392,213	43%	10,499,257	21,343,124
Capital Outlay	Capital Equipment - Expenditure	-	6,666	-	-	-	-	-	-	6,666	318,554	637,107	1%	24,774	132,959
Capital Outlay Total		-	6,666	-	-	-	-	-	-	6,666	318,554	637,107	1%	24,774	132,959
Expenditures Total		10,459,185	12,089,360	14,747,939	20,767,953	1,531,044	2,862,117	3,010,423	1,337,430	66,805,450	81,293,171	162,586,342	41%	63,325,037	130,936,206
Net Operating Income/(Loss)		(4,316,983)	(3,609,781)	4,479,909	2,870,248	(387,047)	(411,154)	315,561	(1,336,965)	(2,396,212)	-	-		(4,991,204)	5,475,240
Year-end BWC Carried to Fiscal Year 2022		2,293,860	3,593,476	-	15,850	2,575,732	2,000	724,184	-	9,205,101					
Unearned Revenue, Current YTD										(855,697)					

Notes:

- County General Fund Support reflects the amount budgeted (1/12 per month), which may not be the actual utilized at the end of the year.
- Administrative programs include the following Program Groups: ICS Administration, ICS Health Center Operations, and ICS Primary Care Administrative and Support.
- Related cost centers for each program are noted at the bottom of each programs statement (All Months)
- Medical Fees - monthly accrued except for RX which is on a cash basis
- Medicaid Quality & Incentive Payments and Self pay Client Fees - cash basis
- Medicaid Wraparound - APM is on a cash basis whereas wraparound is accrued monthly
- Grant revenue accrual are amounts for current and prior periods. (formerly "projections")
- Received CareOregon payments in December not reflected above, $552,928.55. It will be reflected in January's financials.
- **PC330** Grant amount fully spent as of Nov., Nov amounts to post in Dec., Amounts to resume in Jan.
  - Breakdown of PC330 amounts (2021 calendar year): 5,514,900.80 FY21 (January 21 - June 21) | 3,512,037.91 FY22 (July 21 - Oct 21) | 670,922.29 FY22 (Nov 21) = 9,697,861
- List of funds related to ICS: ICS Fund List

Multnomah County Health Department
ICS Beginning Working Capital by Source
FY21 to FY22

FY21 BWC Carry Forward

Fund For Reports	Division Name	FY21 Cost Object	Name of the Program, Grant or Award	BWC Balance to Roll Forward to FY22
1505	HD Integrated Clinical Services	G40 0308 06	ED Reduction	113,038
1505		G40 0396 02 01	Medicare Wellness	132,501
1505		M40 43800-00-26020	HIV HepC Clinic	229,151
1505		M40 43800-00-40140	HIV HepC Clinic	127,879
1505		M40 43800-00-40160	HIV HepC Clinic	3,554
1505		M40 43800-01-26020	HIV HepC Clinic	9,649
1505		M40 43800-01-40140	HIV HepC Clinic	184
1505		M40 43800-02-26020	HIV HepC Clinic	18,243
1505		M40 43800-02-40140	HIV HepC Clinic	778
1505		M40 43800-HepC-BWC	Gilead Hep C	23,600
1505		M40 47550-00-20530	OR Refugee	15,850
1505		M40 OCHIN BWC	OCHIN	13,654
1505 Total				**688,081**
10010	HD Integrated Clinical Services	M40 43800-00-10010	HIV HepC Clinic	87,053
10010		M40 43800-02-10010	HIV HepC Clinic	17,244
10010		M40 43800-10-10010	HIV HepC Clinic	206,849
10010 Total				**311,146**
10020	HD Integrated Clinical Services	G40 0029 01	CHW Behavior Health Integration	870
10020		G40 0029 04	CHW Behavior Health Integration	1,315,572
10020		M40 0030 05 10020	Meaningful Use	1,129,071
10020		M40 0054 03 BWC	CHW Behavior Health Integration	314,601
10020		M40 0055 01 BWC	CHW Behavior Health Integration	2,104,292
10020		M40 0319 01 BWC	Care Oregon RAE	0
10020		M40 0319 04 BWC	OPS START	2,000
10020		M40 0395 01 BWC	Providence Pay for Performance	1,206
10020		M40 46001 CO-EM-Dental BWC	EM Dental BWC	172,683
10020		M40 46750-CO EM Dental BWC	EM Dental BWC	930
10020		M40 47005-00-10020 BWC	Care Oregon Optum Review and Assessments	119,375
10020		M40 47005-02-10020	Trillium Primary Care Capitation Services Incentives - Clinical Support and Development	139,003
10020		M40 47006-02-10020	Trillium Primary Care Capitation Services Incentives - Support and Infrastructure	138,579
10020		M40 47010-02-10020	Trillium Primary Care Capitation Services Incentives - Quality Improvement Services	179,628
10020		M40 47020-02-10020	Trillium Primary Care Capitation Services Incentives - Electronic Health Records	139,003
10020		net of M40 0028	PCPM Funding	2,449,063
10020 Total				**8,205,874**
Grand Total				**9,205,101**

FY22 Budget BWC

Fund for Reports	Workday Division Name	Cost Object	Cost Object Name	Sum of Amount
3003	HD FQHC Integrated Clinical Services	M40 0028 05-BWC	HD FQHC PCPM Funding - School Based Health Center	450,000
		M40 0028 06-BWC	HD FQHC CareOregon Incentive BWC	192,340
		M40 0028 07-BWC	HD FQHC PCPM Funding BWC	605,786
		M40 0028 08-BWC	HD FQHC PCPM - Business Intelligence	600,000
		M40 0028 09-BWC	HD FQHC ICS Administration BWC	150,000
		M40 0030 04	HD FQHC Meaningful Use - Dental - Medicaid	491,694
		M40 0054 03-BWC	HD FQHC CareOR - CHW Behavior Health Integration - BWC	1,300,000
	HD FQHC Integrated Clinical Services Total			**3,789,820**
3003 Total				**3,789,820**

Available FY22 BWC Balance

Fund for Reports	Division Name	Remaining BWC Amount
1505	HD Integrated Clinical Services	688,081
1505 Total		**688,081**
3003	HD FQHC Integrated Clinical Services	4,727,200
3003 Total		**4,727,200**
Grand Total		**5,415,281**

Multnomah County Health Department

ICS Beginning Working Capital by Program Group

FY 22 BWC Budget

ICS Program Group	Cost Object	Cost Object Name	Sum of Amount
Administrative	**M40 0028 06-BWC**	HD FQHC CareOregon Incentive BWC	192,340
	M40 0028 07-BWC	HD FQHC PCPM Funding BWC	605,786
	M40 0028 08-BWC	HD FQHC PCPM - Business Intelligence	600,000
	M40 0028 09-BWC	HD FQHC ICS Administration BWC	150,000
	M40 0054 03-BWC	HD FQHC CareOR - CHW Behavior Health Integration - BWC	1,300,000
Administrative Total			**2,848,126**
Dental	**M40 0030 04**	HD FQHC Meaningful Use - Dental - Medicaid	491,694
Dental Total			**491,694**
Quality and Compliance	**M40 0028 05-BWC**	HD FQHC PCPM Funding - School Based Health Center	450,000
Quality and Compliance Total			**450,000**
Grand Total			**3,789,820**

Multnomah County Health Department

FY22 YTD Unearned Revenue - ICS

Fund Hierarchy	Fund Hierarchy Name	Fund	30905:Unearned Beginning Balance	Manual Journal - Correcting Entry	Manual Journal - Original Entry	Grand Total
1000	**General Fund**	10020 Medicaid Quality and Incentives	(467,426)	-	-	(467,426)
1000 Total			**(467,426)**	**-**	**-**	**(467,426)**
1505	**Federal/State Program Fund**	32734 HlthShr-Fostr Cr Col	(57,687)	-	-	(57,687)
		32742 CareOregon Hope Team	(124,744)	-	-	(124,744)
		32812 OSBHA ACTION Grant	(4,825)	-	-	(4,825)
		32876 PC Coordination	(171,819)	-	-	(171,819)
		32925 Diabetes Integration	(3,193)	3,193	-	-
		32969 Association of Oregon Community Mental Health Programs	(9,241)	-	-	(9,241)
		32978 Virtual Care Innovation Network	(18,398)	-	-	(18,398)
		68530 Legacy Health CARES	(56)	-	-	(56)
1505 Total			**(389,963)**	**3,193**	**-**	**(386,771)**
1515	**Coronavirus (COVID-19) Response Fund**	19055 COVID-19 Local Oregon Community Health Center Response & Recovery	(1,500)	-	-	(1,500)
		19071 COVID-19 Local Safety Net Vaccine Equity Initiative	(44,761)	-	44,761	-
1515 Total			**(46,261)**	**-**	**44,761**	**(1,500)**
Grand Total			**(903,650)**	**3,193**	**44,761**	**(855,697)**

Note: Additional amount of $1,190.86 in ledger account 30920 related to ICS unearned revenue (Ryan White part C). Amounts need further investigation.

Multnomah County Health Department
ICS Program Group - FY 2022 YTD Actual Revenues and Expenses
All Programs by Month
For Period Ending December 31, 2021
Percentage of Year Complete: 50.0%

	Rev/Exp Category	Description	FY 2022 Revised Budget	July	August	September	October	November	December	YTD Actuals	YTD Budget	% YTD
Revenues		HRSA PC 330 Health Center Cluster	9,309,724	-	-	1,815,488	-	1,696,550	670,922	4,182,960	4,654,862	45%
		HRSA Ryan White Part A	1,319,783	-	-	161,806	132,800	-	-	294,606	659,892	22%
		HRSA Ryan White Part C	836,624	-	-	136,444	-	195,331	64,088	395,863	418,312	47%
		OHA Ryan White Part B	355,500	-	-	-	-	84,624	-	84,624	177,750	24%
		OHA School-Based Health Centers	758,519	-	-	129,632	-	211,574	133,164	474,369	379,260	63%
		Grants - All Other	964,760	40	31,261	89,758	(34,379)	67,525	158,422	312,627	482,380	32%
	Grants (Non-COVID) Total		13,544,910	40	31,261	2,333,128	98,422	2,255,603	1,026,597	5,745,050	6,772,455	42%
		Grants - Other COVID-19 Funding	15,580,514	-	-	11,571	(7,764)	9,560	293,416	306,783	7,790,257	2%
	Grants (COVID) Total		15,580,514	-	-	11,571	(7,764)	9,560	293,416	306,783	7,790,257	2%
		Grant Revenue Accrual	-	-	-	-	-	-	1,222,962	1,222,962	-	
		Medicaid Quality and Incentive Payments	7,800,159	647,267	544,656	103,650	41,160	1,743,310	-	3,080,043	3,900,080	39%
		Alternative Payment Model (APM)	33,399,472	2,533,017	2,551,228	2,618,137	2,561,568	2,602,208	2,598,769	15,464,927	16,699,736	46%
		Medicaid Wraparound	16,967,430	1,033,732	1,468,716	1,165,828	1,128,740	1,042,023	866,386	6,705,425	8,483,715	40%
		Health Center Fees	70,222,433	5,805,727	4,765,581	4,773,773	4,573,348	4,756,510	4,978,740	29,653,678	35,111,217	42%
		Self Pay Client Fees	1,281,604	53,932	60,181	60,049	62,446	44,270	54,582	335,461	640,802	26%
		Beginning Working Capital	3,789,820	315,818	315,818	315,818	315,818	315,818	315,818	1,894,910	1,894,910	50%
	Fees and Miscellaneous Total		133,460,918	10,389,494	9,706,180	9,037,255	8,683,081	10,504,139	10,037,257	58,357,405	66,730,459	44%
Revenue Total			162,586,342	10,393,956	9,742,549	11,390,631	8,757,573	12,769,303	11,355,227	64,409,238	81,293,171	40%
Expenditures	Personnel	Permanent	52,814,430	3,863,446	3,813,712	3,956,568	3,877,631	3,983,757	3,987,552	23,482,667	26,407,215	44%
		Premium	542,381	56,135	58,267	56,768	58,009	90,557	40,063	359,799	271,191	66%
		Salary Related	20,666,460	1,509,992	1,479,067	1,506,912	1,453,079	1,503,021	1,494,066	8,946,137	10,333,230	43%
		Temporary	1,212,338	230,674	235,354	241,010	242,798	253,959	285,532	1,489,327	606,169	123%
		Insurance Benefits	16,028,604	1,163,393	1,152,585	1,152,916	1,098,347	996,458	1,112,934	6,676,632	8,014,302	42%
		Non Base Fringe	266,282	66,793	49,643	61,109	83,986	55,154	61,762	378,446	133,141	142%
		Non Base Insurance	56,592	30,106	30,719	30,637	27,896	28,924	25,240	173,521	28,296	307%
		Overtime	39,976	92,509	74,574	82,347	86,446	85,888	68,486	490,251	19,988	1226%
	Personnel Total		91,627,063	7,021,448	6,893,922	7,079,867	6,928,192	6,997,717	7,075,633	41,996,780	45,813,532	46%
	Contractual Services	Direct Client Assistance	1,037,210	4,063	1,406	4,725	8,081	4,182	5,451	27,907	518,605	3%
		Pass-Through & Program Support	-	-	778	1,556	-	-	-	2,334	-	
		Professional Services	15,494,531	278,494	150,548	180,741	208,304	288,594	399,986	1,506,667	7,747,266	10%
	Contractual Services Total		16,531,741	282,557	152,732	187,022	216,385	292,776	405,437	1,536,908	8,265,871	9%
	Internal Services	Indirect Expense	12,047,204	866,234	851,530	910,187	1,086,108	811,409	926,580	5,452,050	6,023,602	45%
		Internal Service Data Processing	9,678,019	267,934	1,307,221	555,485	914,116	661,228	648,646	4,354,631	4,839,010	45%
		Internal Service Distribution	480,371	36,256	35,144	40,544	41,587	41,348	37,652	232,531	240,186	48%
		Internal Service Records	119,285	7,997	7,997	7,997	7,997	7,997	7,997	47,982	59,643	40%
		Internal Service Enhanced Building Services	1,013,638	-	-	146,920	95,136	-	-	242,056	506,819	24%
		Internal Service Facilities & Property Manageme	3,996,320	-	-	969,505	277,432	274,504	285,266	1,806,708	1,998,160	45%
		Internal Service Facilities Service Requests	317,513	18,291	49,879	46,931	30,515	21,892	17,645	185,153	158,757	58%
		Internal Service Fleet Services	18,952	116	1,516	1,516	1,516	2,186	1,516	8,366	9,476	44%
		Internal Service Motor Pool	21,485	768	768	768	783	768	880	4,736	10,743	22%
		Internal Service Other	896,741	300	600	369	107,705	300	525	109,799	448,371	12%
		Internal Service Telecommunications	808,690	-	49,541	55,903	38,109	46,340	70,246	260,139	404,345	32%
	Internal Services Total		29,398,218	1,197,897	2,304,197	2,736,126	2,601,005	1,867,973	1,996,953	12,704,150	14,699,109	43%
		Communications	5,000	711	668	607	646	1,830	1,820	6,281	2,500	126%
		Dues & Subscriptions	186,746	2,364	351	1,323	7,735	9,565	6,829	28,166	93,373	15%
		Pharmaceuticals	21,216,248	1,258,149	1,807,538	1,276,510	2,050,966	1,251,227	1,380,497	9,024,886	10,608,124	43%
		Refunds	-	-	558	119	4,047	-	35	4,759	-	
		Rentals	88,673	37,704	4,041	981	12,226	42,905	1,976	99,833	44,337	113%
		Repairs & Maintenance	80,401	-	-	207	4,467	1,879	85	6,638	40,201	8%
		Software, Subscription Computing, Maintenance	151,770	15,781	12,674	69,946	25,265	31,313	10,110	165,088	75,885	109%
		Supplies	623,773	40,583	41,728	41,412	76,792	40,457	35,690	276,662	311,887	44%
		Local Travel	49,722	1,473	1,606	2,903	5,602	3,947	3,673	19,205	24,861	39%
		Medical & Dental Supplies	1,545,682	136,093	138,929	174,076	158,535	110,114	156,669	874,415	772,841	57%
		Training & Non-Local Travel	444,198	12,121	2,747	3,266	9,970	3,193	16,906	48,203	222,099	11%
		Utilities	-	1,660	1,526	1,301	0	1,241	1,081	6,809	-	
	Materials & Supplies Total		24,392,213	1,506,638	2,012,366	1,572,650	2,356,250	1,497,671	1,615,371	10,560,946	12,196,107	43%
	Capital Outlay	Capital Equipment - Expenditure	637,107	-	-	-	6,666	-	-	6,666	318,554	1%
	Capital Outlay Total		637,107	-	-	-	6,666	-	-	6,666	318,554	1%
Expenditures Total			162,586,342	10,008,539	11,363,217	11,575,665	12,108,498	10,656,137	11,093,394	66,805,450	81,293,171	41%
Net Operating Income / (Loss)			-	385,417	(1,620,669)	(185,034)	(3,350,925)	2,113,166	261,833	(2,396,212)	-	
Year-end BWC Carried to Fiscal Year 2022										9,205,101		

Notes:
- Related cost centers for each program are noted at the bottom of each programs statement
- Grant revenue accrual is based related grant expenditures invoiced in prior months.

Multnomah County Health Department
ICS Program Group - FY 2022 YTD Actual Revenues and Expenses
Administrative
For Period Ending December 31, 2021
Percentage of Year Complete: 50.0%

	Rev/Exp Category	Description	FY 2022 Revised Budget	July	August	September	October	November	December	YTD Actuals	YTD Budget	% YTD
Revenues	HRSA PC 330 Health Center Cluster		2,375,176	-	-	316,423	54,914	358,876	241,306	971,520	1,187,588	41%
	Grants - All Other		87,588	-	16,968	3,193	-	25,452	8,484	54,097	43,794	62%
	Grants (Non-COVID) Total		2,462,764	-	16,968	319,615	54,914	384,329	249,790	1,025,617	1,231,382	42%
	Other COVID-19 Funding		14,659,348	-	-	-	39,150	-	293,416	332,566	7,329,674	2%
	Grants (COVID) Total		14,659,348	-	-	-	39,150	-	293,416	332,566	7,329,674	2%
	Grant Revenue Accrual		-	-	-	-	-	-	378,989	378,989	-	
	Medicaid Quality and Incentive Payments		5,373,359	323,771	272,516	51,825	307,015	1,221,777	-	2,176,903	2,686,680	41%
	Medicaid Wraparound		993,100	-	-	-	-	-	-	-	496,550	0%
	Health Center Fees		1,700,806	371,027	22,848	-	39,164	371,027	-	804,065	850,403	47%
	Beginning Working Capital		2,848,126	237,344	237,344	237,344	237,344	237,344	237,344	1,424,063	1,424,063	50%
	Fees and Miscellaneous Total		18,238,461	932,141	532,707	289,169	583,523	1,830,147	616,333	4,784,020	9,119,231	26%
Revenue Total			35,360,573	932,141	549,676	613,610	672,762	2,214,476	1,159,538	6,142,202	17,680,287	17%
Expenditures	Personnel	Permanent	8,738,285	580,879	554,076	569,433	882,042	635,485	661,073	3,882,988	4,369,143	44%
		Premium	69,528	7,130	8,345	8,056	8,596	14,704	7,933	54,764	34,764	79%
		Salary Related	3,424,876	220,775	208,494	209,108	314,855	220,724	236,196	1,410,151	1,712,438	41%
		Temporary	585,030	73,371	67,246	86,285	103,951	98,352	97,811	527,016	292,515	90%
		Insurance Benefits	2,837,781	178,950	171,597	176,116	253,541	167,685	192,381	1,140,269	1,418,891	40%
		Non Base Fringe	156,741	16,579	15,005	23,829	49,682	21,062	22,788	148,945	78,371	95%
		Non Base Insurance	10,638	21,482	20,574	21,841	22,350	23,608	22,319	132,173	5,319	1242%
		Overtime	6,473	7,763	7,999	5,545	8,474	6,312	8,136	44,228	3,237	683%
	Personnel Total		15,829,352	1,107,480	1,053,335	1,099,663	1,643,490	1,187,930	1,248,636	7,340,534	7,914,676	46%
	Contractual Services	Direct Client Assistance	959,000	525	426	70	3,980	1,279	485	6,764	479,500	1%
		Professional Services	13,451,736	60,692	17,026	85,931	259,178	189,910	202,102	814,839	6,725,868	6%
	Contractual Services Total		14,410,736	61,217	17,451	86,001	263,158	191,189	202,587	821,603	7,205,368	6%
	Internal Services	Indirect Expense	2,048,690	109,232	106,506	125,177	362,898	62,894	165,803	932,510	1,024,345	46%
		Internal Service Data Processing	1,313,777	31,660	154,464	65,637	161,561	89,761	88,053	591,135	656,889	45%
		Internal Service Distribution	34,438	2,495	1,760	6,123	5,958	5,550	3,298	25,184	17,219	73%
		Internal Service Records	725	49	49	49	49	49	49	292	363	40%
		Internal Service Enhanced Building Services	191,913	-	-	23,948	21,880	-	-	45,829	95,957	24%
		Internal Service Facilities & Property Managem	756,609	-	-	158,028	78,050	51,971	54,008	342,058	378,305	45%
		Internal Service Facilities Service Requests	21,467	393	2,370	9,051	7,133	2,749	501	22,196	10,734	103%
		Internal Service Motor Pool	14,715	531	531	531	546	531	531	3,200	7,358	22%
		Internal Service Other	14,530	75	-	75	27,059	-	225	27,434	7,265	189%
		Internal Service Telecommunications	144,700	-	7,443	11,013	10,649	9,236	14,183	52,523	72,350	36%
	Internal Services Total		4,541,564	144,434	273,122	399,632	675,783	222,739	326,651	2,042,360	2,270,782	45%
	Materials & Supplies	Communications	-	260	260	260	456	1,216	1,136	3,587	-	
		Dues & Subscriptions	109,681	-	-	-	-	3,110	703	3,813	54,841	3%
		Rentals	2,500	4,162	-	-	1,480	4,156	245	10,044	1,250	402%
		Repairs & Maintenance	1,000	-	-	34	5	16	16	71	500	7%
		Software, Subscription Computing, Maintenanc	10,850	817	1,200	57,997	18,162	5,663	223	84,062	5,425	775%
		Supplies	68,909	3,234	14,061	6,250	35,765	7,653	6,738	73,702	34,455	107%
		Local Travel	16,838	275	474	1,333	1,619	1,356	1,343	6,399	8,419	38%
		Medical & Dental Supplies	-	572	3,816	12,400	9,750	10,731	21,650	58,918	-	
		Training & Non-Local Travel	120,991	2,649	794	(0)	4,308	(201)	6,541	14,090	60,496	12%
	Materials & Supplies Total		330,769	11,970	20,605	78,274	71,545	33,699	38,594	254,687	165,385	77%
Expenditures Total			35,360,573	1,325,100	1,364,514	1,663,570	2,653,975	1,635,558	1,816,468	10,459,185	17,680,287	30%
Net Operating Income / (Loss)			-	(392,959)	(814,838)	(1,049,960)	(1,981,214)	578,918	(656,929)	(4,316,983)	-	
Year-end BWC Carried to Fiscal Year 2022										2,293,860		

Related cost centers: (10)
417002 HD FQHC ICS Administration, 417003 HD FQHC Community Health Center Board, 417005 HD FQHC Clinical Support and Development, 417006 HD FQHC ICS Support and Infrastructure
417007 HD FQHC Health Center Finance, 417015 HD FQHC ICS Business Intelligence, 417020 HD FQHC Electronic Health Records (EHR), 417050 HD FQHC Medical Director
417100 HD FQHC Central Call Center, 417200 HD FQHC OHP Enrollment

Multnomah County Health Department
ICS Program Group - FY 2022 YTD Actual Revenues and Expenses
Dental
For Period Ending December 31, 2021
Percentage of Year Complete: 50.0%

	Rev/Exp Category	Description	FY 2022 Revised Budget	July	August	September	October	November	December	YTD Actuals	YTD Budget	% YTD
Revenues	HRSA PC 330 Health Center Cluster		312,308	-	-	74,531	-	71,747	34,722	181,000	156,154	58%
	Grants - All Other		98,450	-	-	-	-	-	-	-	49,225	0%
	Grants (Non-COVID) Total		410,758	-	-	74,531	-	71,747	34,722	181,000	205,379	44%
	Grant Revenue Accrual		-	-	-	-	-	-	30,531	30,531	-	
	Medicaid Quality and Incentive Payments		419,000	-	-	-	-	-	-	-	209,500	0%
	Medicaid Wraparound		12,227,396	723,929	863,708	775,207	817,514	766,643	662,417	4,609,418	6,113,698	38%
	Health Center Fees		12,967,705	522,168	591,048	608,416	623,514	435,117	589,815	3,370,078	6,483,853	26%
	Self Pay Client Fees		252,099	7,493	7,420	8,686	6,688	5,301	7,117	42,705	126,050	17%
	Beginning Working Capital		491,694	40,975	40,975	40,975	40,975	40,975	40,975	245,847	245,847	50%
	Fees and Miscellaneous Total		26,357,894	1,294,565	1,503,151	1,433,282	1,488,691	1,248,036	1,330,854	8,298,579	13,178,947	31%
Revenue Total			26,768,652	1,294,565	1,503,151	1,507,813	1,488,691	1,319,783	1,365,576	8,479,579	13,384,326	32%
Expenditures	Personnel	Permanent	11,756,611	812,687	790,655	830,515	823,979	864,411	850,499	4,972,746	5,878,306	42%
		Premium	83,470	9,016	8,993	8,647	8,137	8,890	9,030	52,713	41,735	63%
		Salary Related	4,568,361	331,286	322,813	336,440	330,583	339,463	336,708	1,997,292	2,284,181	44%
		Temporary	130,240	46,534	57,390	35,250	37,850	35,972	49,462	262,457	65,120	202%
		Insurance Benefits	3,530,889	257,041	244,792	247,534	239,400	215,246	243,331	1,447,343	1,765,445	41%
		Non Base Fringe	28,010	9,541	13,863	9,065	11,272	8,657	12,569	64,967	14,005	232%
		Non Base Insurance	23,372	2,608	3,066	2,468	1,803	1,811	136	11,891	11,686	51%
		Overtime	-	48,984	37,724	44,296	52,059	50,404	33,556	267,023	-	
	Personnel Total		20,120,953	1,518,821	1,479,296	1,513,089	1,505,083	1,524,854	1,535,289	9,076,433	10,060,477	45%
	Contractual Services	Direct Client Assistance	-	-	12	160	417	47	50	685	-	
		Professional Services	234,167	23,891	9,102	10,174	33,253	26,747	21,969	125,136	117,084	53%
	Contractual Services Total		234,167	23,891	9,114	10,334	33,670	26,793	22,019	125,821	117,084	54%
	Internal Services	Indirect Expense	2,680,072	202,307	197,042	201,544	200,477	201,693	204,501	1,207,564	1,340,036	45%
		Internal Service Data Processing	1,270,168	35,164	171,563	72,903	119,971	86,781	85,130	571,513	635,084	45%
		Internal Service Distribution	93,946	6,055	5,988	6,613	7,071	8,346	6,646	40,719	46,973	43%
		Internal Service Records	18,069	1,211	1,211	1,211	1,211	1,211	1,211	7,268	9,035	40%
		Internal Service Enhanced Building Services	239,676	-	-	34,739	22,495	-	-	57,234	119,838	24%
		Internal Service Facilities & Property Managem	944,904	-	-	229,233	65,597	64,905	67,449	427,184	472,452	45%
		Internal Service Facilities Service Requests	61,436	4,820	4,044	7,463	5,998	1,577	816	24,718	30,718	40%
		Internal Service Fleet Services	18,952	116	1,516	1,516	1,516	2,186	1,516	8,366	9,476	44%
		Internal Service Motor Pool	426	21	21	21	21	21	21	124	213	29%
		Internal Service Other	-	75	300	69	23,691	75	150	24,360	-	
		Internal Service Telecommunications	113,076	-	6,927	7,485	5,185	6,266	9,628	35,490	56,538	31%
	Internal Services Total		5,440,725	249,770	388,613	562,797	453,232	373,061	377,068	2,404,541	2,720,363	44%
		Communications	-	-	-	-	-	80	80	160	-	
	Materials & Supplies	Dues & Subscriptions	1,900	554	274	547	962	274	234	2,843	950	150%
		Pharmaceuticals	900	-	-	-	-	185	-	185	450	21%
		Refunds	-	-	100	-	-	-	-	100	-	
		Rentals	-	3,957	-	-	1,289	3,926	750	9,923	-	
		Repairs & Maintenance	12,000	-	-	49	(0)	20	20	89	6,000	1%
		Supplies	71,874	2,206	1,328	4,073	5,410	6,843	2,920	22,780	35,937	32%
		Local Travel	10,100	681	150	237	1,285	1,349	833	4,536	5,050	45%
		Medical & Dental Supplies	810,333	64,361	66,742	73,085	83,328	64,814	76,782	429,112	405,167	53%
		Training & Non-Local Travel	65,700	49	-	238	654	-	5,093	6,034	32,850	9%
		Utilities	-	80	35	-	-	23	-	138	-	
	Materials & Supplies Total		972,807	71,887	68,628	78,229	92,930	77,515	86,711	475,900	486,404	49%
	Capital Outlay	Capital Equipment - Expenditure	-	-	-	-	6,666	-	-	6,666	-	
	Capital Outlay Total		-	-	-	-	6,666	-	-	6,666	-	
Expenditures Total			26,768,652	1,864,369	1,945,651	2,164,449	2,091,582	2,002,223	2,021,087	12,089,360	13,384,326	45%
Net Operating Income / (Loss)			-	(569,804)	(442,500)	(656,636)	(602,891)	(682,440)	(655,511)	(3,609,781)	-	
Year-end BWC Carried to Fiscal Year 2022										3,593,476		

Related cost centers: (9)

416001 HD FQHC Dental Administration, 416150 HD FQHC Dental School Community Oral Health, 416300 HD FQHC Dental Billi Odegaard Clinic, 416400 HD FQHC Dental North Portland Clinic, 416550 HD FQHC Dental Southeast Clinic
416550 HD FQHC Dental Southeast Clinic, 416600 HD FQHC Dental Northeast Clinic, 416650 HD FQHC Dental Mid County Clinic, 416750 HD FQHC Dental East County Clinic

Multnomah County Health Department
ICS Program Group - FY 2022 YTD Actual Revenues and Expenses
Pharmacy
For Period Ending December 31, 2021
Percentage of Year Complete: 50.0%

	Rev/Exp Category	Description	FY 2022 Revised Budget	July	August	September	October	November	December	YTD Actuals	YTD Budget	% YTD
Revenues	Health Center Fees		33,667,923	3,894,303	3,098,812	3,002,210	2,911,722	3,105,074	3,075,267	19,087,388	16,833,962	57%
	Self Pay Client Fees		282,498	19,763	24,424	25,240	27,094	20,366	23,574	140,460	141,249	50%
	Fees and Miscellaneous Total		33,950,421	3,914,066	3,123,235	3,027,451	2,938,815	3,125,440	3,098,841	19,227,848	16,975,211	57%
Revenue Total			33,950,421	3,914,392	3,123,656	3,027,451	2,938,068	3,125,440	3,098,841	19,227,848	16,975,211	57%
Expenditures	Personnel	Permanent	5,392,586	395,540	407,469	434,102	408,063	404,670	402,973	2,452,817	2,696,293	45%
		Premium	64,209	5,681	5,838	5,689	5,678	6,123	5,432	34,441	32,105	54%
		Salary Related	2,138,353	154,128	161,817	163,067	158,019	156,991	155,278	949,300	1,069,177	44%
		Temporary	51,974	9,683	5,549	8,291	2,770	4,911	9,828	41,032	25,987	79%
		Insurance Benefits	1,439,505	104,579	105,303	106,742	100,502	89,678	97,968	604,772	719,753	42%
		Non Base Fringe	10,080	1,635	1,547	799	234	554	1,080	5,849	5,040	58%
		Non Base Insurance	993	241	1,909	956	7	13	26	3,152	497	317%
		Overtime	-	81	-	584	440	281	853	2,240	-	
	Personnel Total		9,097,700	671,869	689,432	719,930	675,713	663,222	673,438	4,093,603	4,548,850	45%
	Contractual Services	Direct Client Assistance	-	-	-	759	-	-	-	759	-	
		Professional Services	128,453	741	415	142	697	2,047	1,645	5,687	64,227	4%
	Contractual Services Total		128,453	741	415	901	697	2,047	1,645	6,446	64,227	5%
	Internal Services	Indirect Expense	1,211,815	89,493	91,832	95,895	90,005	88,282	89,702	545,209	605,908	45%
		Internal Service Data Processing	2,099,770	58,132	283,618	120,520	198,329	143,462	140,732	944,793	1,049,885	45%
		Internal Service Distribution	80,631	6,718	6,717	6,716	6,716	6,718	6,720	40,303	40,316	50%
		Internal Service Records	26,630	1,785	1,785	1,785	1,785	1,785	1,785	10,712	13,315	40%
		Internal Service Enhanced Building Services	91,946	-	-	13,327	8,630	-	-	21,957	45,973	24%
		Internal Service Facilities & Property Manageme	362,502	-	-	87,943	25,166	24,900	25,876	163,885	181,251	45%
		Internal Service Facilities Service Requests	28,405	974	596	1,845	1,217	1,284	276	6,192	14,203	22%
		Internal Service Motor Pool	94	3	3	3	3	3	3	18	47	19%
		Internal Service Other	-	-	-	75	9,292	-	75	9,442	-	
		Internal Service Telecommunications	38,984	-	2,388	2,550	1,890	2,189	3,261	12,278	19,492	31%
	Internal Services Total		3,940,777	157,105	386,940	330,658	343,032	268,624	268,431	1,754,789	1,970,389	45%
		Dues & Subscriptions	15,000	-	-	150	3,935	1,909	182	6,175	7,500	41%
		Pharmaceuticals	20,315,001	1,251,489	1,806,304	1,206,553	1,967,693	1,168,525	1,353,267	8,753,832	10,157,501	43%
		Refunds	-	-	-	119	4,047	-	-	4,166	-	
		Rentals	52,000	4,297	981	981	750	5,260	981	13,250	26,000	25%
		Repairs & Maintenance	-	-	-	19	-	8	8	34	-	
		Software, Subscription Computing, Maintenance	134,000	14,848	11,474	11,657	749	23,918	9,476	72,122	67,000	54%
		Supplies	92,490	4,572	4,155	7,760	5,003	3,280	4,576	29,347	46,245	32%
		Local Travel	5,000	329	171	580	566	473	638	2,757	2,500	55%
		Medical & Dental Supplies	-	-	-	108	0	-	10,304	10,412	-	
		Training & Non-Local Travel	20,000	-	-	-	-	-	1,005	1,005	10,000	5%
	Materials & Supplies Total		20,633,491	1,275,536	1,823,085	1,227,928	1,982,743	1,203,373	1,380,437	8,893,101	10,316,746	43%
	Capital Outlay	Capital Equipment - Expenditure	150,000	-	-	-	-	-	-	-	75,000	0%
	Capital Outlay Total		150,000	-	-	-	-	-	-	-	75,000	0%
Expenditures Total			33,950,421	2,105,250	2,899,872	2,279,416	3,002,185	2,137,266	2,323,950	14,747,939	16,975,211	43%
Net Operating Income / (Loss)			-	1,809,143	223,784	748,035	(64,117)	988,174	774,891	4,479,909	-	
Year-end BWC Carried to Fiscal Year 2022										-		

Related cost centers: (8)
418200 HD FQHC Pharmacy Administration, 418210 HD FQHC Pharmacy Westside, 418220 HD FQHC Pharmacy Southeast Clinic, 418225 HD FQHC Pharmacy East County Clinic
418230 HD FQHC Pharmacy Northeast Clinic, 418235 HD FQHC Pharmacy North Portland Clinic, 418240 HD FQHC Pharmacy Mid County Clinic, 418245 HD FQHC Pharmacy Rockwood Clinic

Multnomah County Health Department
ICS Program Group - FY 2022 YTD Actual Revenues and Expenses
Primary Care Clinics
For Period Ending December 31, 2021
Percentage of Year Complete: 50.0%

	Rev/Exp Category	Description	FY 2022 Revised Budget	July	August	September	October	November	December	YTD Actuals	YTD Budget	% YTD
Revenues	Other Fees, Refunds, and Miscellaneous Revenue		-	2,042	2,042	2,042	(4,084)	-	(2,042)	-	-	
	General Fund Total		-	2,042	2,042	2,042	(4,084)	-	(2,042)	-	-	
	HRSA PC 330 Health Center Cluster		6,160,488	-	-	1,214,677	-	1,135,075	322,063	2,671,815	3,080,244	43%
	Grants (Non-COVID) Total		6,160,488	-	-	1,214,677	-	1,135,075	322,063	2,671,815	3,080,244	43%
	Grants - Other COVID-19 Funding		921,166	-	-	-	(46,914)	-	-	(46,914)	460,583	-5%
	Grants (COVID) Total		921,166	-	-	-	(46,914)	-	-	(46,914)	460,583	-5%
	Grant Revenue Accrual		-	-	-	-	-	-	92,578	92,578	-	
	Medicaid Wraparound		3,396,748	270,850	539,632	337,113	266,916	227,093	156,812	1,798,415	1,698,374	53%
	Health Center Fees		15,600,077	893,628	917,348	956,991	859,010	638,992	1,076,156	5,342,124	7,800,039	34%
	Self Pay Client Fees		741,750	25,333	27,480	25,574	28,315	18,533	25,098	150,333	370,875	20%
	Fees and Miscellaneous Total		40,815,870	3,399,615	3,843,137	3,659,934	3,410,217	3,178,066	3,522,331	21,013,300	20,407,935	51%
Revenue Total			47,897,524	3,401,657	3,845,179	4,876,653	3,359,219	4,313,141	3,842,352	23,638,201	23,948,762	49%
Expenditures	Personnel	Permanent	19,345,727	1,467,473	1,430,764	1,412,600	1,399,372	1,453,643	1,426,808	8,590,659	9,672,864	44%
		Premium	274,410	28,398	26,900	25,900	28,188	29,628	30,483	169,497	137,205	62%
		Salary Related	7,562,808	574,738	547,727	531,377	513,217	547,625	524,250	3,238,935	3,781,404	43%
		Temporary	227,548	60,212	62,967	74,356	64,139	72,490	94,962	429,125	113,774	189%
		Insurance Benefits	5,830,628	427,913	423,552	402,434	385,756	355,465	392,519	2,387,638	2,915,314	41%
		Non Base Fringe	46,794	20,694	15,615	17,544	17,229	16,682	19,087	106,851	23,397	228%
		Non Base Insurance	16,794	3,044	2,547	2,813	1,982	1,481	2,477	14,344	8,397	85%
		Overtime	24,330	29,855	24,108	23,328	19,169	21,753	19,282	137,494	12,165	565%
	Personnel Total		33,329,039	2,617,952	2,534,178	2,484,727	2,429,051	2,498,768	2,509,868	15,074,544	16,664,520	45%
	Contractual Services	Direct Client Assistance	15,000	3,538	115	1,278	369	2,774	3,966	12,040	7,500	80%
		Professional Services	1,453,951	100,094	80,054	38,479	50,004	52,368	146,166	467,166	726,976	32%
	Contractual Services Total		1,468,951	103,631	80,169	39,758	50,374	55,142	150,133	479,206	734,476	33%
	Internal Services	Indirect Expense	4,439,418	348,553	337,520	330,871	323,590	329,599	334,281	2,004,415	2,219,709	45%
		Internal Service Data Processing	3,486,369	96,520	470,908	200,106	329,297	238,198	233,666	1,568,694	1,743,185	45%
		Internal Service Distribution	154,394	11,419	11,036	11,527	12,304	11,184	11,414	68,883	77,197	45%
		Internal Service Records	55,734	3,736	3,736	3,736	3,736	3,736	3,736	22,419	27,867	40%
		Internal Service Enhanced Building Services	375,250	-	-	54,390	35,220	-	-	89,609	187,625	24%
		Internal Service Facilities & Property Managem	1,479,487	-	-	358,923	102,709	101,625	105,609	668,865	739,744	45%
		Internal Service Facilities Service Requests	150,064	9,408	15,794	21,804	7,680	8,936	14,762	78,385	75,032	52%
		Internal Service Other	882,211	150	150	150	34,004	150	-	34,604	441,106	4%
		Internal Service Telecommunications	360,340	-	22,075	22,242	16,188	19,544	29,485	109,534	180,170	30%
	Internal Services Total		11,383,267	469,787	861,219	1,003,749	864,727	712,973	732,953	4,645,408	5,691,634	41%
	Materials & Supplies	Communications	-	65	-	-	0	80	80	225	-	
		Dues & Subscriptions	31,050	544	77	626	2,380	5,173	4,297	13,097	15,525	42%
		Pharmaceuticals	743,717	6,659	1,234	60,494	66,315	64,263	23,205	222,171	371,859	30%
		Refunds	-	-	458	-	(0)	-	35	493	-	
		Rentals	10,000	16,651	3,060	-	6,479	22,199	-	48,388	5,000	484%
		Repairs & Maintenance	11,870	-	-	77	1,666	32	32	1,806	5,935	15%
		Software, Subscription Computing, Maintenance	2,920	-	-	-	5,056	-	-	5,056	1,460	173%
		Supplies	233,183	5,199	6,308	7,490	9,814	8,343	7,883	45,037	116,592	19%
		Local Travel	6,000	-	218	179	89	50	88	625	3,000	10%
		Medical & Dental Supplies	492,772	23,549	23,751	32,990	26,078	71,595	36,473	214,436	246,386	44%
		Training & Non-Local Travel	145,800	2,759	-	1,029	3,363	2,579	2,883	12,613	72,900	9%
		Utilities	-	1,102	1,139	996	0	867	745	4,849	-	
	Materials & Supplies Total		1,677,312	56,527	36,246	103,880	121,240	175,181	75,720	568,795	838,656	34%
Expenditures Total			47,897,524	3,247,896	3,511,812	3,632,115	3,465,392	3,442,063	3,468,674	20,767,953	23,948,762	43%
Net Operating Income / (Loss)			-	153,761	333,367	1,244,538	(106,174)	871,077	373,678	2,870,248	-	
Year-end BWC Carried to Fiscal Year 2022										15,850		

Related cost centers: (7)
417400 HD FQHC PC Rockwood Clinic, 417500 HD FQHC PC East County Clinic, 417550 HD FQHC PC Mid County Clinic, 417600 HD FQHC PC North Portland Clinic
417650 HD FQHC PC Northeast Clinic, 417700 HD FQHC PC Southeast Clinic, 417800 HD FQHC PC La Clinica Clinic,

Multnomah County Health Department
ICS Program Group - FY 2022 YTD Actual Revenues and Expenses
Quality and Compliance
For Period Ending December 31, 2021
Percentage of Year Complete: 50.0%

	Rev/Exp Category	Description	FY 2022 Revised Budget	July	August	September	October	November	December	YTD Actuals	YTD Budget	% YTD
Revenues	Medicaid Quality and Incentive Payments		2,007,800	323,496	272,140	51,825	(265,855)	521,533	-	903,140	1,003,900	45%
	Health Center Fees		-	-	-	-	8,635	2,260	3,561	14,456	-	
	Beginning Working Capital		450,000	37,500	37,500	37,500	37,500	37,500	37,500	225,000	225,000	50%
	Fees and Miscellaneous Total		2,743,818	360,996	309,640	89,325	(219,720)	561,293	42,461	1,143,996	1,371,909	42%
Revenue Total			2,743,818	363,050	311,842	146,049	(280,699)	561,293	42,461	1,143,996	1,371,909	42%
Expenditures	Personnel	Permanent	1,190,408	195,454	194,124	200,480	(148,012)	124,583	120,896	687,525	595,204	58%
		Premium	6,864	1,216	779	894	286	1,235	748	5,158	3,432	75%
		Salary Related	469,232	75,115	73,286	75,757	(50,783)	47,032	46,523	266,930	234,616	57%
		Temporary	2	7,681	6,333	3,602	(11,258)	1,088	1,638	9,083	1	454172%
		Insurance Benefits	376,135	56,649	57,203	59,365	(37,283)	32,617	33,384	201,935	188,068	54%
		Non Base Fringe	-	3,016	2,178	1,462	(4,290)	183	361	2,910	-	
		Non Base Insurance	-	151	169	71	(226)	4	5	174	-	
		Overtime	-	1,399	457	3,391	1,943	1,756	821	9,766	-	
	Personnel Total		2,042,641	340,982	334,528	344,721	(249,624)	208,499	204,375	1,183,480	1,021,321	58%
	Contractual Services	Professional Services	1,000	75,618	42,402	29,652	(143,368)	70	947	5,321	500	532%
	Contractual Services Total		1,000	75,618	42,402	29,652	(143,368)	70	947	5,321	500	532%
	Internal Services	Indirect Expense	272,080	32,779	33,192	33,913	3,263	25,310	29,081	157,538	136,040	58%
		Internal Service Data Processing	207,989	10,470	51,083	21,707	(17,826)	14,210	13,940	93,585	103,995	45%
		Internal Service Distribution	8,865	580	650	602	575	585	603	3,596	4,433	41%
		Internal Service Enhanced Building Services	28,022	-	-	7,930	(1,238)	-	-	6,692	14,011	24%
		Internal Service Facilities & Property Manageme	110,477	-	-	52,326	(17,855)	7,589	7,886	49,946	55,239	45%
		Internal Service Facilities Service Requests	6,249	174	468	84	(494)	4	-	237	3,125	4%
		Internal Service Motor Pool	182	6	6	6	6	6	85	114	91	63%
		Internal Service Other	-	-	-	-	986	-	-	986	-	
		Internal Service Telecommunications	21,388	-	2,732	4,329	(2,236)	1,764	2,400	8,989	10,694	42%
	Internal Services Total		655,252	44,009	88,131	120,898	(34,819)	49,469	53,994	321,683	327,626	49%
	Materials & Supplies	Communications	-	111	111	111	(72)	121	201	582	-	
		Dues & Subscriptions	2,300	394	-	-	-	-	135	529	1,150	23%
		Rentals	4,500	2,774	-	-	(283)	1,540	-	4,031	2,250	90%
		Repairs & Maintenance	-	-	-	11	(5)	2	2	10	-	
		Software, Subscription Computing, Maintenance	4,000	31	-	-	(31)	1,299	-	1,299	2,000	32%
		Supplies	17,625	2,876	4,573	340	(4,245)	154	1,552	5,251	8,813	30%
		Local Travel	1,500	153	63	210	181	197	293	1,098	750	73%
		Training & Non-Local Travel	15,000	5,613	1,953	-	58	-	135	7,759	7,500	52%
	Materials & Supplies Total		44,925	11,952	6,700	672	(4,396)	3,313	2,319	20,559	22,463	46%
Expenditures Total			2,743,818	472,561	471,761	495,943	(432,207)	261,350	261,635	1,531,044	1,371,909	56%
Net Operating Income / (Loss)			-	(109,511)	(159,919)	(349,894)	151,508	299,943	(219,174)	(387,047)	-	
Year-end BWC Carried to Fiscal Year 2022										2,575,732		

Related cost centers: (2)
417010 HD FQHC Quality Improvement (QI) Services, 418502 HD FQHC ICS Medical Records

Multnomah County Health Department
ICS Program Group - FY 2022 YTD Actual Revenues and Expenses
Student Health Centers
For Period Ending December 31, 2021
Percentage of Year Complete: 50.0%

	Rev/Exp Category	Description	FY 2022 Revised Budget	July	August	September	October	November	December	YTD Actuals	YTD Budget	% YTD
Revenues	HRSA PC 330 Health Center Cluster		416,684	-	-	67,717	-	68,413	36,482	172,613	208,342	41%
	OHA School-Based Health Centers		758,519	-	-	129,632	-	211,574	133,164	474,369	379,260	63%
	Grants - All Other		-	40	-	-	(40)	-	-	-	-	
	Grants (Non-COVID) Total		1,175,203	40	-	197,350	(40)	279,987	169,646	646,982	587,602	55%
	Grant Revenue Accrual		-	-	-	-	-	-	77,440	77,440	-	
	Alternative Payment Model (APM)		3,307,996	87,660	95,937	188,285	199,645	194,573	329,136	1,095,236	1,653,998	33%
	Medicaid Wraparound		218,742	8,962	37,349	24,850	20,166	28,829	35,635	155,790	109,371	71%
	Health Center Fees		1,622,454	45,803	50,508	95,947	55,135	98,797	129,325	475,515	811,227	29%
	Fees and Miscellaneous Total		5,149,192	142,425	183,794	309,081	274,946	322,199	571,536	1,803,981	2,574,596	35%
Revenue Total			6,324,395	142,465	184,237	506,431	274,463	602,186	741,181	2,450,963	3,162,198	39%
Expenditures	Personnel	Permanent	2,698,212	118,414	148,378	229,776	236,595	233,988	219,477	1,186,628	1,349,106	44%
		Premium	18,156	860	1,575	2,800	2,912	3,202	3,941	15,290	9,078	84%
		Salary Related	1,063,298	41,412	53,604	87,188	88,800	88,316	87,769	447,089	531,649	42%
		Temporary	13,218	-	3,525	1,487	8,914	12,388	5,900	32,214	6,609	244%
		Insurance Benefits	810,130	48,208	60,245	73,485	72,530	60,351	73,921	388,740	405,065	48%
		Non Base Fringe	2,902	-	576	129	1,289	2,094	513	4,600	1,451	159%
		Non Base Insurance	207	-	66	28	25	917	16	1,052	104	508%
		Overtime	-	2,892	3,107	3,155	3,211	2,761	2,255	17,381	-	
	Personnel Total		4,606,123	211,786	271,076	398,049	414,276	404,016	393,791	2,092,994	2,303,062	45%
	Contractual Services	Direct Client Assistance	-	-	-	169	-	-	-	169	-	
		Professional Services	74,167	11,954	249	15,986	818	8,653	9,035	46,695	37,084	63%
	Contractual Services Total		74,167	11,954	249	16,156	818	8,653	9,035	46,864	37,084	63%
	Internal Services	Indirect Expense	613,492	17,216	21,839	63,061	45,956	43,557	43,337	234,967	306,746	38%
		Internal Service Data Processing	554,289	15,345	74,868	31,814	52,354	37,871	37,150	249,403	277,145	45%
		Internal Service Distribution	82,136	6,837	6,842	6,810	6,813	6,814	6,819	40,935	41,068	50%
		Internal Service Records	1,664	112	112	112	112	112	112	669	832	40%
		Internal Service Facilities Service Request	40,021	2,277	26,273	6,400	7,927	5,998	1,180	50,055	20,011	125%
		Internal Service Motor Pool	228	11	11	11	11	11	11	66	114	29%
		Internal Service Other	-	-	75	-	4,758	-	-	4,833	-	
		Internal Service Telecommunications	61,016	-	3,738	3,684	2,917	3,347	5,314	19,000	30,508	31%
	Internal Services Total		1,352,846	41,798	133,758	111,892	120,849	97,709	93,922	599,927	676,423	44%
	Materials & Supplies	Communications	-	195	195	145	195	235	235	1,200	-	
		Dues & Subscriptions	16,515	694	-	-	158	(900)	158	110	8,258	1%
		Pharmaceuticals	56,543	-	-	3,312	5,138	13,228	2,085	23,763	28,272	42%
		Rentals	5,673	3,116	-	0	1,878	3,077	-	8,071	2,837	142%
		Repairs & Maintenance	35,531	-	-	-	1,071	1,794	-	2,865	17,766	8%
		Software, Subscription Computing, Mainter	-	84	-	292	592	434	410	1,811	-	
		Supplies	71,220	3,806	4,752	6,883	7,509	4,499	4,625	32,072	35,610	45%
		Local Travel	4,249	-	-	155	540	274	309	1,278	2,125	30%
		Medical & Dental Supplies	62,577	3,472	4,839	12,971	11,836	8,403	6,069	47,589	31,289	76%
		Training & Non-Local Travel	38,951	1,026	-	-	1,587	-	550	3,163	19,476	8%
		Utilities	-	160	-	-	(0)	70	180	410	-	
	Materials & Supplies Total		291,259	12,552	9,785	23,757	30,503	31,113	14,621	122,332	145,630	42%
Expenditures Total			6,324,395	278,089	414,868	549,854	566,445	541,491	511,370	2,862,117	3,162,198	45%
Net Operating Income / (Loss)			-	(135,624)	(230,630)	(43,424)	(291,982)	60,694	229,812	(411,154)	-	
Year-end BWC Carried to Fiscal Year 2022										2,000		

Related cost centers: (10)
414504 HD FQHC SHC Administration, 414515 HD FQHC SHC Jefferson, 414530 HD FQHC SHC Madison, 414540 HD FQHC SHC David Douglas
414545 HD FQHC SHC Parkrose, 414555 HD FQHC SHC Roosevelt, 414565 HD FQHC SHC Cleveland, 414570 HD FQHC SHC Franklin
414585 HD FQHC SHC Centennial, 414590 HD FQHC SHC Reynolds

Multnomah County Health Department
ICS Program Group - FY 2022 YTD Actual Revenues and Expenses
HIV Clinic
For Period Ending December 31, 2021
Percentage of Year Complete: 50.0%

	Rev/Exp Category	Description	FY 2022 Revised Budget	July	August	September	October	November	December	YTD Actuals	YTD Budget	% YTD
Revenues	HRSA PC 330 Health Center Cluster		45,068	-	-	87,226	-	62,438	36,349	186,013	22,534	413%
	HRSA Ryan White Part A		1,319,783	-	-	161,806	132,800	-	-	294,606	659,892	22%
	HRSA Ryan White Part C		836,624	-	-	136,444	-	195,331	64,088	395,863	418,312	47%
	OHA Ryan White Part B		355,500	-	-	-	-	84,624	-	84,624	177,750	24%
	Grants - All Other		778,722	-	14,293	86,565	(34,339)	42,072	149,938	258,530	389,361	33%
	Grants (Non-COVID) Total		3,335,697	-	14,293	472,041	98,462	384,466	250,375	1,219,636	1,667,849	37%
	Grants - Other COVID-19 Funding		-	-	-	11,571	-	9,560	-	21,131	-	
	Grants (COVID) Total		-	-	-	11,571	-	9,560	-	21,131	-	
	Grant Revenue Accrual		-	-	-	-	-	-	642,024	642,024	-	
	Health Center Fees		1,371,291	78,799	85,017	110,209	76,167	104,780	104,615	559,587	685,646	41%
	Self Pay Client Fees		5,257	1,343	857	550	350	71	(1,207)	1,963	2,629	37%
	Fees and Miscellaneous Total		2,913,085	345,686	210,515	229,013	206,608	238,495	854,901	2,085,216	1,456,543	72%
Revenue Total			6,248,782	345,686	224,807	712,624	305,069	632,521	1,105,276	3,325,984	3,124,391	53%
Expenditures	Personnel	Permanent	2,446,701	206,626	201,570	192,891	190,731	178,831	214,324	1,184,974	1,223,351	48%
		Premium	25,744	3,834	5,838	4,783	4,212	26,775	(17,504)	27,937	12,872	109%
		Salary Related	952,436	79,982	78,606	71,002	66,435	69,544	71,431	437,000	476,218	46%
		Temporary	204,326	33,193	32,344	31,738	36,433	28,758	25,933	188,399	102,163	92%
		Insurance Benefits	760,153	59,127	59,228	57,240	55,065	49,659	49,390	329,709	380,077	43%
		Non Base Fringe	21,755	15,327	860	8,281	8,569	5,921	5,365	44,322	10,878	204%
		Non Base Insurance	4,588	2,581	2,389	2,461	1,954	1,090	260	10,736	2,294	234%
		Overtime	-	718	354	815	528	1,855	2,525	6,795	-	
	Personnel Total		4,415,703	401,387	381,190	369,213	363,927	362,432	351,723	2,229,872	2,207,852	50%
	Contractual Services	Direct Client Assistance	63,210	-	853	839	3,315	83	950	6,040	31,605	10%
		Pass-Through & Program Support	-	-	778	1,556	-	-	-	2,334	-	
		Professional Services	102,057	5,181	1,283	270	4,717	8,710	6,561	26,721	51,029	26%
	Contractual Services Total		165,267	5,181	2,914	2,665	8,031	8,793	7,510	35,095	82,634	21%
	Internal Services	Indirect Expense	490,522	46,518	43,501	39,683	40,434	40,361	38,762	249,259	245,261	51%
		Internal Service Data Processing	583,558	16,156	78,822	33,494	55,119	39,870	39,112	262,572	291,779	45%
		Internal Service Distribution	903	74	74	74	74	74	74	445	452	49%
		Internal Service Records	7,890	529	529	529	529	529	529	3,174	3,945	40%
		Internal Service Enhanced Building Services	55,473	-	-	8,040	5,206	-	-	13,247	27,737	24%
		Internal Service Facilities & Property Management	218,712	-	-	53,059	15,183	15,023	15,612	98,878	109,356	45%
		Internal Service Facilities Service Requests	7,764	246	333	272	1,047	1,342	111	3,351	3,882	43%
		Internal Service Motor Pool	2,699	96	96	96	96	96	128	608	1,350	23%
		Internal Service Other	-	-	75	-	5,878	75	75	6,103	-	
		Internal Service Telecommunications	50,444	-	3,090	3,647	2,563	3,062	4,573	16,935	25,222	34%
	Internal Services Total		1,417,965	63,618	126,521	138,895	126,129	100,433	98,976	654,572	708,983	46%
	Materials & Supplies	Communications	5,000	80	103	92	66	98	88	527	2,500	11%
		Dues & Subscriptions	3,300	179	-	-	300	-	1,120	1,599	1,650	48%
		Pharmaceuticals	100,087	-	-	6,150	11,821	5,025	1,940	24,936	50,044	25%
		Rentals	10,000	1,871	-	-	562	1,871	-	4,304	5,000	43%
		Repairs & Maintenance	-	-	-	11	119	5	5	140	-	
		Software, Subscription Computing, Maintenance	-	-	-	-	637	-	-	637	-	
		Supplies	42,669	10,249	3,059	5,444	12,420	3,660	2,498	37,329	21,335	87%
		Local Travel	6,035	35	529	209	1,322	248	170	2,513	3,018	42%
		Medical & Dental Supplies	50,000	1,024	5,171	2,554	645	2,830	3,376	15,600	25,000	31%
		Training & Non-Local Travel	32,756	25	-	1,999	(0)	816	-	2,840	16,378	9%
		Utilities	-	80	176	39	(0)	117	48	460	-	
	Materials & Supplies Total		249,847	13,543	9,038	16,498	27,890	14,670	9,245	90,884	124,924	36%
Expenditures Total			6,248,782	483,729	519,662	527,272	525,978	486,328	467,454	3,010,423	3,124,391	48%
Net Operating Income / (Loss)			-	(138,043)	(294,855)	185,353	(220,908)	146,193	637,822	315,561	-	
Year-end BWC Carried to Fiscal Year 2022										724,184		

Related cost centers:
413800 - HD FQHC HIV Clinic Services

Multnomah County Health Department
ICS Program Group - FY 2022 YTD Actual Revenues and Expenses
Lab
For Period Ending December 31, 2021
Percentage of Year Complete: 50.0%

	Rev/Exp Category	Description	FY 2022 Revised Budget	July	August	September	October	November	December	YTD Actuals	YTD Budget	% YTD
Revenues	Health Center Fees		3,292,177	-	-	-	-	464	-	464	1,646,089	0%
	Fees and Miscellaneous Total		3,292,177	-	-	-	-	464	-	464	1,646,089	0%
Revenue Total			3,292,177	-	-	-	-	464	-	464	1,646,089	0%
Expenditures	Personnel	Permanent	1,245,900	86,372	86,675	86,770	84,863	88,147	91,502	524,329	622,950	42%
		Salary Related	487,096	32,556	32,720	32,973	31,954	33,326	35,912	199,441	243,548	41%
		Insurance Benefits	443,383	30,927	30,667	29,999	28,836	25,757	30,040	176,225	221,692	40%
		Overtime	9,173	818	826	1,232	623	766	1,059	5,324	4,587	58%
	Personnel Total		2,185,552	151,173	150,887	150,475	146,276	147,996	158,513	905,320	1,092,776	41%
	Contractual Services	Direct Client Assistance	-	-	-	1,450	-	-	-	1,450	-	
	Contractual Services	Professional Services	49,000	324	18	106	3,005	88	11,561	15,102	24,500	31%
	Contractual Services Total		49,000	324	18	1,556	3,005	88	11,561	16,553	24,500	34%
	Internal Services	Indirect Expense	291,115	20,136	20,098	20,043	19,484	19,713	21,114	120,589	145,558	41%
		Internal Service Data Processing	162,099	4,488	21,895	9,304	15,311	11,075	10,864	72,937	81,050	45%
		Internal Service Distribution	25,058	2,077	2,077	2,077	2,077	2,077	2,077	12,465	12,529	50%
		Internal Service Records	8,573	575	575	575	575	575	575	3,449	4,287	40%
		Internal Service Enhanced Building Services	31,358	-	-	4,545	2,943	-	-	7,488	15,679	24%
		Internal Service Facilities & Property Management	123,629	-	-	29,992	8,583	8,492	8,825	55,892	61,815	45%
		Internal Service Facilities Service Requests	2,107	-	-	12	7	-	-	19	1,054	1%
		Internal Service Motor Pool	3,141	101	101	101	101	101	101	604	1,571	19%
		Internal Service Other	-	-	-	-	2,037	-	-	2,037	-	
		Internal Service Telecommunications	18,742	-	1,148	955	954	932	1,402	5,391	9,371	29%
	Internal Services Total		665,822	27,377	45,894	67,604	52,071	42,965	44,958	280,870	332,911	42%
	Materials & Supplies	Dues & Subscriptions	7,000	-	-	-	-	-	-	-	3,500	0%
		Rentals	4,000	876	-	-	71	876	-	1,822	2,000	46%
		Repairs & Maintenance	20,000	-	-	6	1,611	3	3	1,622	10,000	8%
		Software, Subscription Computing, Maintenance	-	-	-	-	100	-	-	100	-	
		Supplies	25,803	8,441	3,492	3,172	5,115	6,025	4,899	31,145	12,902	121%
		Medical & Dental Supplies	130,000	43,115	34,610	39,967	26,898	(48,259)	2,016	98,347	65,000	76%
		Training & Non-Local Travel	5,000	-	-	-	-	-	699	699	2,500	14%
		Utilities	-	239	176	266	-	163	108	953	-	
	Materials & Supplies Total		191,803	52,671	38,278	43,412	33,795	(41,193)	7,724	134,688	95,902	70%
	Capital Outlay	Capital Equipment - Expenditure	200,000	-	-	-	-	-	-	-	100,000	0%
	Capital Outlay Total		200,000	-	-	-	-	-	-	-	100,000	0%
Expenditures Total			3,292,177	231,545	235,077	263,047	235,148	149,857	222,756	1,337,430	1,646,089	41%
Net Operating Income / (Loss)			-	(231,545)	(235,077)	(263,047)	(235,148)	(149,393)	(222,756)	(1,336,965)	-	
Year-end BWC Carried to Fiscal Year 2022										-		

Related cost centers:
418300 - HD FQHC Central Lab Svcs

HRSA Financial Report Packet - February 14, 2022

7. Modified Health Center Balance Sheet

community health center board

Multnomah County

Department of County Management

Finance and Risk Management

Office of the Chief Financial Officer
501 SE Hawthorne Blvd. Suite 531
Portland, Oregon 97214

February 1, 2022

Subject: HRSA Financial Packet *(3. Balance sheet accounts such as cash, accounts receivable, reserves, incentives, accounts payable, 7. Balance sheet accounts – cash, accounts receivable, incentives, accounts payable, fund balance, 8. A balance sheet of projected quarterly balances for Health Center accounts such as cash, accounts receivable, incentives, accounts payable)*

Central Finance in coordination with Health Department Business Services is in the process of fully implementing an enterprise fund to account for all Health Center financial activities (beginning fiscal year 2022) in a dedicated accounting fund. The project has been laid out in two phases (Phase One – Income Statement and Phase Two - Balance Sheet). Phase One has been fully completed which included:

- Establishment of the new fund in the County's ERP system - Fund 3003
- County Board approved the establish and purpose of the new fund (fund resolution) - 9/30/2021
- County Board approved fiscal year 2022 budget appropriation within new fund - 9/30/2021
- CHCB approved fiscal year 2022 budget appropriation within new fund - 9/13/2021
- Master data (e.g. cost objects) has been set up in ERP system under new fund
- As of 10/1/2021 all expenditure and revenue activity for the Health Center is under Fund 3003 including wraparound and incentives revenues
- Revenue and expenditure activity/balances for July-Sept 2021 have been moved to Fund 3003 - 11/2021

Phase Two remains in an "**In Progress**" status with a completion date of June 30, 2022. The technical project team is working through the project plan, which includes the full conversion of historical Health Center balances within balance sheet ledger accounts (e.g. cash, equipment, accounts receivable, accounts payable, compensated absences, etc...). Balances will reported on both a modified and full accrual basis in the new dedicated fund. The project team is performing a detailed review of all Health Center activity for all applicable County balance sheet ledger accounts (200+ accounts). Attached, you will see Enterprise Fund Project Tracker, within the tracker, you will see key tasks, status, owner, and applicable due dates. The project team is progressing very well through the designated tasks. Routine progress updates will be provided to the Health Center CFO and CHCB as needed until full completion. The County understand the urgency of the full implementation and remains committed to an expedited timeline that incorporates best system/process practices for conversions.

Though Multnomah County cannot yet produce a segregated balance sheet for the Health Center, the County issued its Annual Comprehensive Financial Report (ACRF) on December 3rd 2021 for the fiscal year ended 6/30/21. See page 46-47 for Government-Wide Statement of Net Position, page 49-50 for Balance Sheet for Governmental Funds, and pages 25/254/256 for reports of Independent Auditor.

Sincerely,

Eric Arellano
Chief Financial Officer

ENTERPRISE FUND - PROJECT TRACKER

Link to Financial Report 6/30/21 ACRF

Project Status	Task Category	Area	Task Title	Task Details	Task Owner	Due Date (EOD)	Questions / Notes	ServiceNow Ticket
Completed	Pre-Work (Crosswalks)	FIN	Create cost objects crosswalk	Crosswalk existing cost centers, grants,	HD Finance	Fri Aug 27	9/9 @ 9:30 am update	
Completed	Pre-Work (Crosswalks)	FIN	Create position crosswalk	Crosswalk existing positions that need to	HD Finance	Fri Aug 27	Antoinette confirms that this will be 1:1 update of home	
Completed	Pre-Work (Crosswalks)	FIN	Review grants crosswalk	Fiscal Compliance reviews grants crosswalk	Fiscal Compliance	Tue Aug 31		
Completed	Master Data Creation	FIN	Create new fund(s)	If new fund will be charged indirect, also add to Non-Grant Indirect allocations. If new fund will receive monthly interest distribution, also add to MCR Period Close Interest Earnings Distribution. Set up 10-digit cost center	ERP Finance Support	Wed Sept 8		WRK0307453
Completed	Master Data Creation	FIN	Create new business unit	New business unit is needed for GW Statement of Activities. Use 0130 for code, emailed Sami / Cora with question about name. Remember to update business unit cheat sheet with new fund hierarchy override.	ERP Finance Support	Wed Sept 8		WRK0307475
Completed	Master Data Creation	FIN	Create cost centers and cost center hiearchies	Use EIB. Available and effective dates both 7/1/2021. MCR Data Audit - Cost Centers shows 61 cost centers in Division 40-70	HD Finance ERP Finance Support	Wed Sept 8		WRK0307507
Completed	Master Data Creation	FIN	Create grants and grant hierarchies	Use EIB. Available 7/1/2021. (No effective dating on grants.) MCR Related Worktags shows 281 grants in Division 40-70	HD Finance ERP Finance Support	Fri Sept 10		WRK0307552
Completed	Master Data Creation	FIN	Create MOCS and MOCS hierarchies	Use EIB. Available and effective dates both 7/1/2021. MCR Related Worktags shows 427 MOCS in Division 40-70	HD Finance ERP Finance Support	Fri Sept 10		WRK0307550
Completed	Master Data Creation	BUD	Questica moves budgeted dollars to new cost objects	New cost objects can be created on independent tracks in Questica and Workday, but only if crosswalk is FINAL with new cost objects! Questica placeholders would be VERY painful.	Central Budget Office	Fri Sept 10	Ashlye expects this to be completed 9/16 or 9/17	
Completed	Master Data Creation	BUD	Questica moves budgeted positions to new cost objects		Central Budget Office	Fri Sept 10	Ashlye expects this to be completed 9/16 or 9/17	
Completed	Master Data Creation	FIN	New Fund Approved by Community Health Council	Community Health Council approves after BCC approves	ICS Leadership	Mon Sept 13	Formally approved by CHCB on 9/13	
Completed	Master Data Creation	BUD	Public Notice in Oregonian in advance of board meeting	DEPENDENCY: Questica work needs to be completed to generate the public notice	Central Budget Office	Fri Sept 17	Dianne K. shared example Has been sent to Oregonian	
Completed	Master Data Creation	HCM	Update payroll benefit rates with new cost center hierarchies	Will use same HD rates, but probably need to add new cost center hierarchies	HR Workday Team	Weds Sept 29	+ Heather sent link to "clean" crosswalk to Cessa, Sean, Amy A on 9/10	WRK0308851
Completed	Master Data Creation	HCM	Update positions to new home cost centers, home funds, and home business units	Needs future effective date 10/1/2021. Sean plans to run EIB in Production on Thu Sept 30	HD Finance HR Workday Team	Thu Sept 30	+ Heather sent link to "clean" crosswalk to Cessa, Sean, Amy A on 9/10 + Cessa confirmed Sean has what he needs to proceed after 9/1 to 9/15 payroll exits + Heather validated test load in Sandbox and reported to Sean only a single employee to double-check and that one had explanation. Yay! + Sean reports succesful load with only 16 records that errored becuase of existing pending transactions or future dated transactions. Becky Day and Jessi Rhodes will work with HR to manually update these positions.	WRK0308851
Completed	Master Data Creation	HCM	Update requisitions to new cost centers	Step not required	HR Workday Team	Weds Sept 29	+ Cessa confirmed that no action is needed to update requisitions. Dept recruiters update cost centers as part of routine processes. Might be worth pointing out as part of change management?	
Completed	Master Data Creation	BUD	Supplmental budget goes to board for new fund	Do we also need briefing before this date where ICS, Health, Eric, etc. can explain what is happening and why?	Central Budget Office/HD Finance	Thu Sept 30	Date scheduled	
Completed	Master Data Creation	FIN	Fund Resolution	Amend fund resolution - new enterprise fund	Central Finance	Thu Sept 30	Date scheduled	
Completed	Master Data Creation	FIN	Create new award lines	Need to be created before any automatic F&A needs to run on payroll or PAA	HD Finance	Thu Sept 30		
Completed	Master Data Creation	TRIRIGA	TRIRIGA transition Facilities tasks from old to new receivers	Any open Facilities tasks and Job plans with existing HD receivers need to be closed and new Facilities tasks with new HD FQHC receives created.	DCA Dispatch	Thu Sept 30	+ Heather sent link to "clean" crosswalk to Macy, Lindsay, Trina, Jacob, John Maxwell on 9/10 + Trina confirmed Dispatch is ready to close / open Facilities tasks for Oct 1 cutover + Only 89 tasks to update, graveyard Dispatch shift ready to get them done. Trina will be out Oct 1, Christian Baeff is her back up if any issues come up. + Christian Baeff confirmed completion	
Completed	Master Data Creation	FIN	Confirm cost object managers	Because cost object managers might have changed on legacy cost objects between creation and cut over, double-check legacy against new and update any as needed.	ERP Fin Support	Thu Sept 30	See WRK038150 as example where cost centers updated for Student Health Centers on 9/15.	
Completed	Set Up	FIN	Critical Custom Validation to Error when Old Cost Objects Used (Finance Transactions)	Critical custom validation will trigger a red "hard error". People will not be able to submit transactions until they change the cost object. See Cutover Transactions Analysis tab for journal sources where we can apply the custom validation. Anne Berry has also created a critical custom validation for time entry that will trigger if any time blocks 10/1 or later use an old cost object.	ERP Fin Support HR Workday Team	Fri Oct 1	Change Management: Approves for in progress transactions will see the "hard error" but only AFTER they have approved. Not sure if HD wants to prep people for that?	WRK0308542
Completed	Set Up	FIN	Add DNU to Old Cost Center Names	Add DNU to old cost center names to help with change management	ERP Fin Support	Fri Oct 1		WRK0308948
Completed	Set Up	FIN	Related Worktag Fix for Grants in 1515	Related worktag fixes need to be performed to update the related cost center for grants that roll up to 1515.	HD Finance		Heather to hold until FY22-03 RWCH is completed	WRK0310839
Completed	Set Up	FIN	Update contract lines	Best practice is not to include cost objects on contract lines, but need to check to see if any lines would need to be updated.	HD Finance	Fri Oct 1	Only one ICS contract with cost objects on the contract line: HD-PO2-10487-2019|UD Nexplanon-Implanon-Curascript3408 + Contract expired last fiscal year, not expecting any additional POs, will get hard error if anyone tries to create one	
Completed	Set Up	FIN	Update purchase orders	Update cost objects on both contract and blank open purchase orders (How many?)	HD Finance	Fri Oct 1	Must be updated because fund from PO flows to SINV.	
Completed	Set Up	FIN	Telesoft Billing	Telesoft needs to be updated with new cost objects effective 10/1 so that integrations will not error due to critical custom validation.	HD Finance DCA (Kathi Zook)	Fri Oct 1	John Schremp: I sent the crosswalk to DCA Hub Telesoft folks on 9/21 to inform them of the upcoming changes and the critical stop going in on 10/1	
Completed	Master Data Creation	BUD	Workday budget amendment moves budgeted dollar to new cost objects		Central Budget Office	Fri Oct 1	Ashley validating as we meet 9/30 !!!	
Completed	Master Data Creation	ICS	Change management	Health staff need to be educated about new cost objects for coding invoices, time entry, etc. starting 10/1	HD Finance HD Change Management	Fri Oct 1		
In Progress	Set Up	FIN	Clarity / Cedar Update	Update cost objects in clarity for monthly medical accrual and wraparound data Cedar has no effective dating, so historical data will be changed to new, Health investigating solution, use crosswalk as workaround in the interim	HD Finance	TBD		
Completed	Set Up	FIN	Critical Custom Validation to Error when Old Cost Objects Used (Time Entry)	Critical custom validation will trigger a red "hard error". People will not be able to submit transactions until they change the cost object. See Cutover Transactions Analysis tab for journal sources where we can apply the custom validation. Anne Berry has also created a critical custom validation for time entry that will trigger if any time blocks 10/1 or later use an old cost object.	ERP Fin Support HR Workday Team	Wed Oct 6	Changed Due Date from Oct 1 to Oct 6 becuase we needed to wait until 9/16 to 9/30 pay period time entry was fully closed so that custom validation would not trigger for people who had already entered time in October.	WRK0308556
Completed	Conversion	FIN	In Progress Customer Invoices	Make sure all in progress customer invoices with old worktags are approved or canceled before beginning analysis of open items.	HD Finance	Thu Oct 14		
Completed	Conversion	FIN	In Progress Supplier Invoices	Make sure all in progress supplier invoices with old worktags are approved or canceled before beginning analysis of open items.	HD Finance	Thu Oct 14		

Completed	Conversion	FIN	In Progress Other Transactions	Make sure all other in progress transactions with old worktags are approved or canceled. (See Cutover Transactions Analysis for list of journal sources to monitor.)	HD Finance	Thu Oct 14		
Completed	Conversion	FIN	BP Update for Create Payroll Accounting Adjustment	Adding step so that any payroll accounting adjustment with current worktags in 40-70 will route to GL (Accounting Manager) after manager in department approves it. GL can hold PAA approval until cleanup JRNL is also ready to approve.	ERP Fin Support	Thu Oct 14	BP can be migrated. Make change immediately after Payroll is closed for FY22-03.	WRK0308895
Not Started	Conversion	FIN	Grants Analysis	Analyze all old grants to verify they are fixed type with no lingering 72101 Unbilled Receivables or 30920 Unearned Revneue. This should help eliminate "bad" customer invoices that we don't want to have to convert as open items.	HD Finance	TBD	Fold into balance sheet account analysis after open item conversion	
Completed	Set Up	FIN	Replacement Pay	Heather remind Jessica in Central Payroll to be alert for any failed ACH or other replacement pay from 10/15 paychecks so we can review process	ERP Fin Support	Fri Oct 15	No replacement pay from 10/1 to 10/15. We'll probably just have to wait until one comes up and deal with it then.	
Completed	Set Up	FIN	Update payroll costing allocations	Fiscal Compliance needs to approve any with grants! Update before payroll exits for 10/1 to 10/15 pay period to minimize payroll accounting adjustments.	HD Finance Fiscal Compliance	Wed Oct 20		
Completed	Set Up	FIN	Prepaids	Update fund on any prepaid spend amortization schedules	HD Finance	N/A	Winnie checked using MCR Find Journal Lines with prepaid ledger account, no PY prepaid SINV with expenses still to post in future, no CY prepaid SINV entered yet. Use 10/1/2021 for accounting date on any new prepaid SINV for FY22. Pattern seems to be there aren't normally entered until May anyway.	
Completed	Set Up	FIN	Ad Hoc Bank Transaction Templates	Update cost objects on ad hoc bank transaction templates. These templates are used to automatically post merchant banking fees. Treasury will update using the validated crosswalk after FY22-03 fees are posted.	ERP Fin Support Treasury	ASAP after finished using for FY22-03	Grant is coordinating with Treasury	
Not Started	Set Up	BUD	Questica Quarterly Actuals	Actuals are exported from Workday into Questica on quarterly basis. Quarterly load will need list of cost objects updated manually with new fund until Workday related funds are updated for all cost objects. Small additional workload	Budget Office	After FY22-03 closed	I think this item was from back when we were doing related worktag fix instead of new cost objects. Can we delete it?	
Completed	Set Up	FIN	Internal Service Billings	Provide to DCA new cost objects for internal service billings as needed. Some costs may be charged to single Health cost object and then allocated by Health Dept staff.	HD Finance	Mon Nov 1		
Completed	Conversion	FIN	Convert Revenue / Expenditure Balances FY22-01 to FY22-03	JRNLs to move expense and revenue balances summarized by ledger account and cost object. Use journal source Conversion. Include partner cost object in line memo field. One JRNL each for FY22-01, FY22-02, FY22-03.	HD Finance	Fri Nov 5	Heather demoted some accounting journal custom validations and activated some grants so the journals could post.	WRK0311947
Completed	Set Up	FIN	Non Grant Indirect Allocations	New funds need to be added to allocation definitions	General Ledger	Fri Nov 12	Use for first time for FY22-04 Emailed list to Sami & Mike 10/28	
Completed	Set Up	FIN	Non Grant Indirect Allocations	Add to financial condition the new FQHC cost centers used in Health allocations so they are excluded from Non Grant Indirect	ERP Finance Support	Fri Nov 12		
In Progress	Conversion	FIN	Begin Monitoring for 40-70 Transactions	After FY22-04 has closed, begin monitoring for postings to 40-70 cost objects. As quickly as possible, diagnose underlying issue and correct if possible to minimize future mispostings (e.g. payroll costing allocation that hasn't been updated to new worktags).	HD Finance	Fri Nov 19		
In Progress	Conversion	FIN	Write Off Analysis	Analyze all old open customer transactions to see if any can be written off before open item conversion	HD Finance	Tue Nov 30		
Not Started	Set Up	FIN	Business Assets Transfer List	Identify business assets that need to be transfered to new fund Looks like there are almost 200 that would need to be transferred to new fund	ERP Finance Support General Ledger HD Finance	Fri Dec 31	When do we want to target this for completion?	
Not Started	Set Up	FIN	Transfer Business Assets	Transfer from old funds to new funds, need to back date to 7/1/2021 so full fiscal year of depreciation goes to new fund	HD Finance General Ledger	Fri Dec 31	When do we want to target this for completion?	
Not Started	Conversion - Support	FIN	Approve Open Supplier Invoices with Old Worktags	Approvals due Sun Oct 24 by midnight, but HD should probably tell people Thu Oct 21 to permit analysis on Fri Oct 22	HD Finance	Dec TBD		
Not Started	Conversion - Support	FIN	Open Supplier Invoices Analysis	Review list of open supplier invoices using old worktags and generate list of suppliers to be paid immediately. Provide to Central AP.	HD Finance Central AP	Dec TBD		
Not Started	Conversion - Support	FIN	Immediate Pay Supplier Invoices	Week of Oct 25, Central AP will do immediate pay for all payment types for the suppliers identified during analysis. May pull in open items from other divisions / depts, but we should be able to plan for this cash flow need.	HD Finance Central AP	Dec TBD		
Not Started	Conversion - Support	FIN	Last Day to Apply Customer Payments	Apply every payment possible to minimize open items. Deposits can continue to be made, but not applied to customer invoices during blackout period.	HD Finance	Thu Dec 30		
Not Started	Conversion - Support	FIN	Open Customer Invoices Analysis	Different flavors of open customer invoices will require different treatment: -- Partially paid -- Current fiscal year -- Prior fiscal year -- SAP to WD conversion -- Created by cost reimbursement award line	HD Finance	Fri Jan 7		
Not Started	Conversion - Support	FIN	Cancel Open Customer Invoices with Old Worktags	Cancel old customer invoices with old cost objects. Partially paid will need to have payments unapplied.	HD Finance	Mon Jan 17	Create conversion tracking tool that includes old CINV, new CINV, and related JRNL numbers for audit trail.	
Not Started	Conversion - Support	FIN	Create Replacement Customer Invoices with New Worktags	Create new customer invoices with new cost objects to replace open. This step is required so that future payments will DR cash and CR A/R in new fund when applied.	HD Finance	Mon Jan 17	Create conversion tracking tool that includes old CINV, new CINV, and related JRNL numbers for audit trail.	
Not Started	Conversion - Support	FIN	Create Customer Invoice Cleanup Journals	Different flavors of open customer invoices wil require different ledger accounts in the cleanup journals.	HD Finance	Mon Jan 17	Create conversion tracking tool that includes old CINV, new CINV, and related JRNL numbers for audit trail.	
Not Started	Conversion - Support	FIN	Resume Applying Payments to Customer Invoices	Resume applying payments only after A/R and cleanup journals are completed and validated. If start applying payments as soon as new CINV created, risk that errors will be found and unapply / reapply will have to be done again...	HD Finance	Tue Jan 18		
Completed	Set Up	FIN	Health Allocations - From New Cost Centers	Cost objects and statistics will need to be updated for 52 HD ICS monthly allocation definitions. This may require setting up entirely new allocation definitions.	HD Finance ERP Fin Support	Fri Nov 12	Use for first time for FY22-04	
Completed	Set Up	FIN	Health Allocations - From Old Cost Centers	Statistics will need to be updated for FY22-04 forward for 52 HD ICS monthly allocation definitions. This will ensure that any retro costs that post to old cost centers will allocate to new cost objects.	HD Finance ERP Fin Support	Fri Nov 12	Use for first time for FY22-04	
Not Started	Conversion	FIN	BWC Roll Forward	-- If GL posts AFTER income statement conversion, use new cost objects -- If GL posts BEFORE income statement conversion, use old or new cost objects	General Ledger	TBD		
Not Started	Conversion	FIN	Balance Sheet Ledger Account Analysis	Analyze balance sheet ledger accounts (modified and full accrual) to determine which ledger accounts have balances related to FQHC	HD Finance General Ledger ERP Finance Support	TBD		
Not Started	Conversion	FIN	Convert Balance Sheet Balances	Prepare whatever manual journals are needed to move balance sheet ledger account balances from old funds to new funds. -- PERS / OPEB (full accrual) -- Compensted Absences (full accrual) -- Unearned Revenue (modified accrual) -- Payroll payable (modified accrual)? -- Cash (modified accrual, probably very last journal)	HD Finance	TBD		
Not Started	Set Up	FIN	Interest Earnings Distribution	Do any new funds need to be added to MCR Period Close Interest Earnings Distribution? If so, what cost object(s) should be used? Eric decided that only funds that have BWC and are not cost reimbursement funding stream should get interest earnings: For now, 10020 --> 30002 is the only one	ERP Fin Support Treasury	TBD	11/4 HTD - Discussed negative cash in 30002 with Eric, he decided it would be best to wait until balance sheet conversion is finished to start distributing interest to the fund.	
Not Started	Conversion	FIN	Tie Out New Funds	All balances and activity in new cost objects and funds tie to expected values to produce accurate and balanced statements.	HD Finance	TBD		
Not Started	Conversion	FIN	Update ACFR Reports	Review all ACFR custom reports to make sure new fund, fund hierarchy, and business unit appear correctly.	ERP Finance Support	TBD		

HRSA Financial Report Packet - February 14, 2022

8. Projected Modified Health Center Balance Sheet

community health center board

Multnomah County

Department of County Management

Finance and Risk Management

Office of the Chief Financial Officer
501 SE Hawthorne Blvd. Suite 531
Portland, Oregon 97214

February 1, 2022

Subject: HRSA Financial Packet *(3. Balance sheet accounts such as cash, accounts receivable, reserves, incentives, accounts payable, 7. Balance sheet accounts – cash, accounts receivable, incentives, accounts payable, fund balance, 8. A balance sheet of projected quarterly balances for Health Center accounts such as cash, accounts receivable, incentives, accounts payable)*

Central Finance in coordination with Health Department Business Services is in the process of fully implementing an enterprise fund to account for all Health Center financial activities (beginning fiscal year 2022) in a dedicated accounting fund. The project has been laid out in two phases (Phase One – Income Statement and Phase Two - Balance Sheet). Phase One has been fully completed which included:

- Establishment of the new fund in the County's ERP system - Fund 3003
- County Board approved the establish and purpose of the new fund (fund resolution) - 9/30/2021
- County Board approved fiscal year 2022 budget appropriation within new fund - 9/30/2021
- CHCB approved fiscal year 2022 budget appropriation within new fund - 9/13/2021
- Master data (e.g. cost objects) has been set up in ERP system under new fund
- As of 10/1/2021 all expenditure and revenue activity for the Health Center is under Fund 3003 including wraparound and incentives revenues
- Revenue and expenditure activity/balances for July-Sept 2021 have been moved to Fund 3003 - 11/2021

Phase Two remains in an "**In Progress**" status with a completion date of June 30, 2022. The technical project team is working through the project plan, which includes the full conversion of historical Health Center balances within balance sheet ledger accounts (e.g. cash, equipment, accounts receivable, accounts payable, compensated absences, etc...). Balances will reported on both a modified and full accrual basis in the new dedicated fund. The project team is performing a detailed review of all Health Center activity for all applicable County balance sheet ledger accounts (200+ accounts). Attached, you will see Enterprise Fund Project Tracker, within the tracker, you will see key tasks, status, owner, and applicable due dates. The project team is progressing very well through the designated tasks. Routine progress updates will be provided to the Health Center CFO and CHCB as needed until full completion. The County understand the urgency of the full implementation and remains committed to an expedited timeline that incorporates best system/process practices for conversions.

Though Multnomah County cannot yet produce a segregated balance sheet for the Health Center, the County issued its Annual Comprehensive Financial Report (ACRF) on December 3rd 2021 for the fiscal year ended 6/30/21. See page 46-47 for Government-Wide Statement of Net Position, page 49-50 for Balance Sheet for Governmental Funds, and pages 25/254/256 for reports of Independent Auditor.

Sincerely,

Eric Arellano
Chief Financial Officer

ENTERPRISE FUND - PROJECT TRACKER

Link to Financial Report 6/30/21 ACRF

Project Status	Task Category	Area	Task Title	Task Details	Task Owner	Due Date (EOD)	Questions / Notes	ServiceNow Ticket
Completed	Pre-Work (Crosswalks)	FIN	Create cost objects crosswalk	Crosswalk existing cost centers, grants,	HD Finance	Fri Aug 27	9/9 @ 9:30 am update	
Completed	Pre-Work (Crosswalks)	FIN	Create position crosswalk	Crosswalk existing positions that need to	HD Finance	Fri Aug 27	Antoinette confirms that this will be 1:1 update of home	
Completed	Pre-Work (Crosswalks)	FIN	Review grants crosswalk	Fiscal Compliance reviews grants crosswalk	Fiscal Compliance	Tue Aug 31		
Completed	Master Data Creation	FIN	Create new fund(s)	If new fund will be charged indirect, also add to Non-Grant Indirect allocations. If new fund will receive monthly interest distribution, also add to MCR Period Close Interest Earnings Distribution. Set up 10-digit cost center	ERP Finance Support	Wed Sept 8		WRK0307453
Completed	Master Data Creation	FIN	Create new business unit	New business unit is needed for GW Statement of Activities. Use 0130 for code, emailed Sami / Cora with question about name. Remember to update business unit cheat sheet with new fund hierarchy override.	ERP Finance Support	Wed Sept 8		WRK0307475
Completed	Master Data Creation	FIN	Create cost centers and cost center hiearchies	Use EIB. Available and effective dates both 7/1/2021. MCR Data Audit - Cost Centers shows 61 cost centers in Division 40-70	HD Finance ERP Finance Support	Wed Sept 8		WRK0307507
Completed	Master Data Creation	FIN	Create grants and grant hierarchies	Use EIB. Available 7/1/2021. (No effective dating on grants.) MCR Related Worktags shows 281 grants in Division 40-70	HD Finance ERP Finance Support	Fri Sept 10		WRK0307552
Completed	Master Data Creation	FIN	Create MOCS and MOCS hierarchies	Use EIB. Available and effective dates both 7/1/2021. MCR Related Worktags shows 427 MOCS in Division 40-70	HD Finance ERP Finance Support	Fri Sept 10		WRK0307550
Completed	Master Data Creation	BUD	Questica moves budgeted dollars to new cost objects	New cost objects can be created on independent tracks in Questica and Workday, but only if crosswalk is FINAL with new cost objects! Questica placeholders would be VERY painful.	Central Budget Office	Fri Sept 10	Ashlye expects this to be completed 9/16 or 9/17	
Completed	Master Data Creation	BUD	Questica moves budgeted positions to new cost objects		Central Budget Office	Fri Sept 10	Ashlye expects this to be completed 9/16 or 9/17	
Completed	Master Data Creation	FIN	New Fund Approved by Community Health Council	Community Health Council approves after BCC approves	ICS Leadership	Mon Sept 13	Formally approved by CHCB on 9/13	
Completed	Master Data Creation	BUD	Public Notice in Oregonian in advance of board meeting	DEPENDENCY: Questica work needs to be completed to generate the public notice	Central Budget Office	Fri Sept 17	Dianne K. shared example Has been sent to Oregonian	
Completed	Master Data Creation	HCM	Update payroll benefit rates with new cost center hierarchies	Will use same HD rates, but probably need to add new cost center hierarchies	HR Workday Team	Weds Sept 29	+ Heather sent link to "clean" crosswalk to Cessa, Sean, Amy A on 9/10	WRK0308851
Completed	Master Data Creation	HCM	Update positions to new home cost centers, home funds, and home business units	Needs future effective date 10/1/2021. Sean plans to run EIB in Production on Thu Sept 30	HD Finance HR Workday Team	Thu Sept 30	+ Heather sent link to "clean" crosswalk to Cessa, Sean, Amy A on 9/10 + Cessa confirmed Sean has what he needs to proceed after 9/1 to 9/15 payroll exits + Heather validated test load in Sandbox and reported to Sean only a single employee to double-check and that one had explanation. Yay! + Sean reports succesful load with only 16 records that errored becuase of existing pending transactions or future dated transactions. Becky Day and Jessi Rhodes will work with HR to manually update these positions.	WRK0308851
Completed	Master Data Creation	HCM	Update requisitions to new cost centers	Step not required	HR Workday Team	Weds Sept 29	+ Cessa confirmed that no action is needed to update requisitions. Dept recruiters update cost centers as part of routine processes. Might be worth pointing out as part of change management?	
Completed	Master Data Creation	BUD	Supplmental budget goes to board for new fund	Do we also need briefing before this date where ICS, Health, Eric, etc. can explain what is happening and why?	Central Budget Office/HD Finance	Thu Sept 30	Date scheduled	
Completed	Master Data Creation	FIN	Fund Resolution	Amend fund resolution - new enterprise fund	Central Finance	Thu Sept 30	Date scheduled	
Completed	Master Data Creation	FIN	Create new award lines	Need to be created before any automatic F&A needs to run on payroll or PAA	HD Finance	Thu Sept 30		
Completed	Master Data Creation	TRIRIGA	TRIRIGA transition Facilities tasks from old to new receivers	Any open Facilities tasks and Job plans with existing HD receivers need to be closed and new Facilities tasks with new HD FQHC receives created.	DCA Dispatch	Thu Sept 30	+ Heather sent link to "clean" crosswalk to Macy, Lindsay, Trina, Jacob, John Maxwell on 9/10 + Trina confirmed Dispatch is ready to close / open Facilities tasks for Oct 1 cutover + Only 89 tasks to update, graveyard Dispatch shift ready to get them done. Trina will be out Oct 1, Christian Baeff is her back up if any issues come up. + Christian Baeff confirmed completion	
Completed	Master Data Creation	FIN	Confirm cost object managers	Because cost object managers might have changed on legacy cost objects between creation and cut over, double-check legacy against new and update any as needed.	ERP Fin Support	Thu Sept 30	See WRK038150 as example where cost centers updated for Student Health Centers on 9/15.	
Completed	Set Up	FIN	Critical Custom Validation to Error when Old Cost Objects Used (Finance Transactions)	Critical custom validation will trigger a red "hard error". People will not be able to submit transactions until they change the cost object. See Cutover Transactions Analysis tab for journal sources where we can apply the custom validation. Anne Berry has also created a critical custom validation for time entry that will trigger if any time blocks 10/1 or later use an old cost object.	ERP Fin Support HR Workday Team	Fri Oct 1	Change Management: Approves for in progress transactions will see the "hard error" but only AFTER they have approved. Not sure if HD wants to prep people for that?	WRK0308542
Completed	Set Up	FIN	Add DNU to Old Cost Center Names	Add DNU to old cost center names to help with change management	ERP Fin Support	Fri Oct 1		WRK0308948
Completed	Set Up	FIN	Related Worktag Fix for Grants in 1515	Related worktag fixes need to be performed to update the related cost center for grants that roll up to 1515.	HD Finance		Heather to hold until FY22-03 RWCH is completed	WRK0310839
Completed	Set Up	FIN	Update contract lines	Best practice is not to include cost objects on contract lines, but need to check to see if any lines would need to be updated.	HD Finance	Fri Oct 1	Only one ICS contract with cost objects on the contract line: HD-PO2-10487-2019|UD Nexplanon-Implanon-Curascript3408 + Contract expired last fiscal year, not expecting any additional POs, will get hard error if anyone tries to create one	
Completed	Set Up	FIN	Update purchase orders	Update cost objects on both contract and blank open purchase orders (How many?)	HD Finance	Fri Oct 1	Must be updated because fund from PO flows to SINV.	
Completed	Set Up	FIN	Telesoft Billing	Telesoft needs to be updated with new cost objects effective 10/1 so that integrations will not error due to critical custom validation.	HD Finance DCA (Kathi Zook)	Fri Oct 1	John Schremp: I sent the crosswalk to DCA Hub Telesoft folks on 9/21 to inform them of the upcoming changes and the critical stop going in on 10/1	
Completed	Master Data Creation	BUD	Workday budget amendment moves budgeted dollar to new cost objects		Central Budget Office	Fri Oct 1	Ashley validating as we meet 9/30 !!!	
Completed	Master Data Creation	ICS	Change management	Health staff need to be educated about new cost objects for coding invoices, time entry, etc. starting 10/1	HD Finance HD Change Management	Fri Oct 1		
In Progress	Set Up	FIN	Clarity / Cedar Update	Update cost objects in clarity for monthly medical accrual and wraparound data Cedar has no effective dating, so historical data will be changed to new, Health investigating solution, use crosswalk as workaround in the interim	HD Finance	TBD		
Completed	Set Up	FIN	Critical Custom Validation to Error when Old Cost Objects Used (Time Entry)	Critical custom validation will trigger a red "hard error". People will not be able to submit transactions until they change the cost object. See Cutover Transactions Analysis tab for journal sources where we can apply the custom validation. Anne Berry has also created a critical custom validation for time entry that will trigger if any time blocks 10/1 or later use an old cost object.	ERP Fin Support HR Workday Team	Wed Oct 6	Changed Due Date from Oct 1 to Oct 6 becuase we needed to wait until 9/16 to 9/30 pay period time entry was fully closed so that custom validation would not trigger for people who had already entered time in October.	WRK0308556
Completed	Conversion	FIN	In Progress Customer Invoices	Make sure all in progress customer invoices with old worktags are approved or canceled before beginning analysis of open items.	HD Finance	Thu Oct 14		
Completed	Conversion	FIN	In Progress Supplier Invoices	Make sure all in progress supplier invoices with old worktags are approved or canceled before beginning analysis of open items.	HD Finance	Thu Oct 14		

Completed	Conversion	FIN	In Progress Other Transactions	Make sure all other in progress transactions with old worktags are approved or canceled. (See Cutover Transactions Analysis for list of journal sources to monitor.)	HD Finance	Thu Oct 14		
Completed	Conversion	FIN	BP Update for Create Payroll Accounting Adjustment	Adding step so that any payroll accounting adjustment with current worktags in 40-70 will route to GL (Accounting Manager) after manager in department approves it. GL can hold PAA approval until cleanup JRNL is also ready to approve.	ERP Fin Support	Thu Oct 14	BP can be migrated. Make change immediately after Payroll is closed for FY22-03.	WRK0308895
Not Started	Conversion	FIN	Grants Analysis	Analyze all old grants to verify they are fixed type with no lingering 72101 Unbilled Receivables or 30920 Unearned Revneue. This should help eliminate "bad" customer invoices that we don't want to have to convert as open items.	HD Finance	TBD	Fold into balance sheet account analysis after open item conversion	
Completed	Set Up	FIN	Replacement Pay	Heather remind Jessica in Central Payroll to be alert for any failed ACH or other replacement pay from 10/15 paychecks so we can review process	ERP Fin Support	Fri Oct 15	No replacement pay from 10/1 to 10/15. We'll probably just have to wait until one comes up and deal with it then.	
Completed	Set Up	FIN	Update payroll costing allocations	Fiscal Compliance needs to approve any with grants! Update before payroll exits for 10/1 to 10/15 pay period to minimize payroll accounting adjustments.	HD Finance Fiscal Compliance	Wed Oct 20		
Completed	Set Up	FIN	Prepaids	Update fund on any prepaid spend amortization schedules	HD Finance	N/A	Winnie checked using MCR Find Journal Lines with prepaid ledger account, no PY prepaid SINV with expenses still to post in future, no CY prepaid SINV entered yet. Use 10/1/2021 for accounting date on any new prepaid SINV for FY22. Pattern seems to be there aren't normally entered until May anyway.	
Completed	Set Up	FIN	Ad Hoc Bank Transaction Templates	Update cost objects on ad hoc bank transaction templates. These templates are used to automatically post merchant banking fees. Treasury will update using the validated crosswalk after FY22-03 fees are posted.	ERP Fin Support Treasury	ASAP after finished using for FY22-03	Grant is coordinating with Treasury	
Not Started	Set Up	BUD	Questica Quarterly Actuals	Actuals are exported from Workday into Questica on quarterly basis. Quarterly load will need list of cost objects updated manually with new fund until Workday related funds are updated for all cost objects. Small additional workload	Budget Office	After FY22-03 closed	I think this item was from back when we were doing related worktag fix instead of new cost objects. Can we delete it?	
Completed	Set Up	FIN	Internal Service Billings	Provide to DCA new cost objects for internal service billings as needed. Some costs may be charged to single Health cost object and then allocated by Health Dept staff.	HD Finance	Mon Nov 1		
Completed	Conversion	FIN	Convert Revenue / Expenditure Balances FY22-01 to FY22-03	JRNLs to move expense and revenue balances summarized by ledger account and cost object. Use journal source Conversion. Include partner cost object in line memo field. One JRNL each for FY22-01, FY22-02, FY22-03.	HD Finance	Fri Nov 5	Heather demoted some accounting journal custom validations and activated some grants so the journals could post.	WRK0311947
Completed	Set Up	FIN	Non Grant Indirect Allocations	New funds need to be added to allocation definitions	General Ledger	Fri Nov 12	Use for first time for FY22-04 Emailed list to Sami & Mike 10/28	
Completed	Set Up	FIN	Non Grant Indirect Allocations	Add to financial condition the new FQHC cost centers used in Health allocations so they are excluded from Non Grant Indirect	ERP Finance Support	Fri Nov 12		
In Progress	Conversion	FIN	Begin Monitoring for 40-70 Transactions	After FY22-04 has closed, begin monitoring for postings to 40-70 cost objects. As quickly as possible, diagnose underlying issue and correct if possible to minimize future mispostings (e.g. payroll costing allocation that hasn't been updated to new worktags).	HD Finance	Fri Nov 19		
In Progress	Conversion	FIN	Write Off Analysis	Analyze all old open customer transactions to see if any can be written off before open item conversion	HD Finance	Tue Nov 30		
Not Started	Set Up	FIN	Business Assets Transfer List	Identify business assets that need to be transfered to new fund Looks like there are almost 200 that would need to be transferred to new fund	ERP Finance Support General Ledger HD Finance	Fri Dec 31	When do we want to target this for completion?	
Not Started	Set Up	FIN	Transfer Business Assets	Transfer from old funds to new funds, need to back date to 7/1/2021 so full fiscal year of depreciation goes to new fund	HD Finance General Ledger	Fri Dec 31	When do we want to target this for completion?	
Not Started	Conversion - Support	FIN	Approve Open Supplier Invoices with Old Worktags	Approvals due Sun Oct 24 by midnight, but HD should probably tell people Thu Oct 21 to permit analysis on Fri Oct 22	HD Finance	Dec TBD		
Not Started	Conversion - Support	FIN	Open Supplier Invoices Analysis	Review list of open supplier invoices using old worktags and generate list of suppliers to be paid immediately. Provide to Central AP.	HD Finance Central AP	Dec TBD		
Not Started	Conversion - Support	FIN	Immediate Pay Supplier Invoices	Week of Oct 25, Central AP will do immediate pay for all payment types for the suppliers identified during analysis. May pull in open items from other divisions / depts, but we should be able to plan for this cash flow need.	HD Finance Central AP	Dec TBD		
Not Started	Conversion - Support	FIN	Last Day to Apply Customer Payments	Apply every payment possible to minimize open items. Deposits can continue to be made, but not applied to customer invoices during blackout period.	HD Finance	Thu Dec 30		
Not Started	Conversion - Support	FIN	Open Customer Invoices Analysis	Different flavors of open customer invoices will require different treatment: -- Partially paid -- Current fiscal year -- Prior fiscal year -- SAP to WD conversion -- Created by cost reimbursement award line	HD Finance	Fri Jan 7		
Not Started	Conversion - Support	FIN	Cancel Open Customer Invoices with Old Worktags	Cancel old customer invoices with old cost objects. Partially paid will need to have payments unapplied.	HD Finance	Mon Jan 17	Create conversion tracking tool that includes old CINV, new CINV, and related JRNL numbers for audit trail.	
Not Started	Conversion - Support	FIN	Create Replacement Customer Invoices with New Worktags	Create new customer invoices with new cost objects to replace open. This step is required so that future payments will DR cash and CR A/R in new fund when applied.	HD Finance	Mon Jan 17	Create conversion tracking tool that includes old CINV, new CINV, and related JRNL numbers for audit trail.	
Not Started	Conversion - Support	FIN	Create Customer Invoice Cleanup Journals	Different flavors of open customer invoices wil require different ledger accounts in the cleanup journals.	HD Finance	Mon Jan 17	Create conversion tracking tool that includes old CINV, new CINV, and related JRNL numbers for audit trail.	
Not Started	Conversion - Support	FIN	Resume Applying Payments to Customer Invoices	Resume applying payments only after A/R and cleanup journals are completed and validated. If start applying payments as soon as new CINV created, risk that errors will be found and unapply / reapply will have to be done again...	HD Finance	Tue Jan 18		
Completed	Set Up	FIN	Health Allocations - From New Cost Centers	Cost objects and statistics will need to be updated for 52 HD ICS monthly allocation definitions. This may require setting up entirely new allocation definitions.	HD Finance ERP Fin Support	Fri Nov 12	Use for first time for FY22-04	
Completed	Set Up	FIN	Health Allocations - From Old Cost Centers	Statistics will need to be updated for FY22-04 forward for 52 HD ICS monthly allocation definitions. This will ensure that any retro costs that post to old cost centers will allocate to new cost objects.	HD Finance ERP Fin Support	Fri Nov 12	Use for first time for FY22-04	
Not Started	Conversion	FIN	BWC Roll Forward	-- If GL posts AFTER income statement conversion, use new cost objects -- If GL posts BEFORE income statement conversion, use old or new cost objects	General Ledger	TBD		
Not Started	Conversion	FIN	Balance Sheet Ledger Account Analysis	Analyze balance sheet ledger accounts (modified and full accrual) to determine which ledger accounts have balances related to FQHC	HD Finance General Ledger ERP Finance Support	TBD		
Not Started	Conversion	FIN	Convert Balance Sheet Balances	Prepare whatever manual journals are needed to move balance sheet ledger account balances from old funds to new funds. -- PERS / OPEB (full accrual) -- Compensted Absences (full accrual) -- Unearned Revenue (modified accrual) -- Payroll payable (modified accrual)? -- Cash (modified accrual, probably very last journal)	HD Finance	TBD		
Not Started	Set Up	FIN	Interest Earnings Distribution	Do any new funds need to be added to MCR Period Close Interest Earnings Distribution? If so, what cost object(s) should be used? Eric decided that only funds that have BWC and are not cost reimbursement funding stream should get interest earnings: For now, 10020 --> 30002 is the only one	ERP Fin Support Treasury	TBD	11/4 HTD - Discussed negative cash in 30002 with Eric, he decided it would be best to wait until balance sheet conversion is finished to start distributing interest to the fund.	
Not Started	Conversion	FIN	Tie Out New Funds	All balances and activity in new cost objects and funds tie to expected values to produce accurate and balanced statements.	HD Finance	TBD		
Not Started	Conversion	FIN	Update ACFR Reports	Review all ACFR custom reports to make sure new fund, fund hierarchy, and business unit appear correctly.	ERP Finance Support	TBD		

HRSA Financial Report Packet - February 14, 2022

9. All Health Center Vacancies by Position, Length of Vacancy, Efforts to Fill & Financial Costs of Each Vacancy

community health center board

Multnomah County

Vacancy Report: January 2022

** Data from Dec

Overview

Notes

Total FTE Positions Vacant from Budget	96.63	This is the total number of full time equivalent positions which are vacant.
Total under review	*22.03*	Approximately 23% of vacancies are not yet in recruitment.
Total in Initial Recruitment	*36.22*	Approximately 38% of vacancies are posted for candidates to apply.
Total in Interviews/ on hold	*27.68*	Approximately 28% of vacancies are interviewing candidates or purposefully paused the recruitment.
Total in Hire/Offer Stage	*10.7*	Approximately 11% of vacancies have made an offer but the candidate may not have started the job.
Average vacancy length (days)	224 days	The average time is skewed to the extreme here due to a few positions which have taken over one year to complete - this means that the average is not very useful in identifying trends.
Mean vacancy length	76 days	This is the most common amount of time of vacancies and is a more useful data point than the average.
Total FTE of Direct Revenue Vacancies	27.3	This is the approximate number of vacancies which can directly bill for their services. Approximately 28% of vacancies are related to direct billing.
Estimated financial impact	$5,476,914.25	This represents the *possible* lost revenue for vacancies which may bill for services

Program Group	Job Title	FY22 Budgeted FTE	Vacant Since	Days Vacant	Estimated Financial Impact to date (total annual revenue x days vacant)	Notes on Job Recruitment Stage
HD Primary Care Clinics	Nurse Practitioner	0.8	3/30/2019	1042	$742,247	Offer Letter
HD Pharmacy	Program Supervisor	1	6/20/2019	960		#N/A
HD Dental	Dental Assistant (EFDA)	1	2/1/2020	734		Interview W/HM & Selection
HD Dental	Dental Assistant (EFDA)	1	5/18/2020	627		Interview W/HM & Selection
HD Primary Care Administration and Support	Licensed Community Practical Nurse	1	5/26/2020	619		#N/A
HD Health Center Operations	Eligibility Specialist	1	6/8/2020	606		Limited Duration Assignment
HD FQHC ICS Administration	Program Supervisor	1	6/8/2020	606		#N/A
HD Primary Care Administration and Support	Program Coordinator	0.8	6/15/2020	599		#N/A
HD Dental	Office Assistant Senior	1	7/1/2020	583		#N/A
HD Pharmacy	Pharmacy Technician	1	7/16/2020	568		#N/A
HD Dental	Office Assistant 2	1	8/28/2020	525		Interview W/HM & Selection
HD Lab	Operations Supervisor	1	10/12/2020	480		#N/A
HD Primary Care Clinics	Nurse Practitioner	0.8	10/31/2020	461	$328,384	Verbal Offer
HD ICS Administration	Quality Manager	1	11/1/2020	460		#N/A
HD Quality and Compliance	Project Manager Represented	1	12/3/2020	428		Limited Duration Assignment
HD Dental	Dental Assistant (EFDA)	1	1/16/2021	384		Interview W/HM & Selection
HD Pharmacy	Office Assistant 2	1	1/19/2021	381		#N/A
HD Quality and Compliance	Development Analyst	1	2/3/2021	366		#N/A
HD Dental	Dental Assistant (EFDA)	1	2/11/2021	358		#N/A
HD Dental	Dentist Represented	1	2/11/2021	358	$686,575	#N/A
HD Health Center Operations	Operations Supervisor	1	2/22/2021	347		Non-Represented Employee (WOC)
HD Dental	Dental Assistant (EFDA)	0.75	2/22/2021	347		#N/A
HD Health Center Operations	Manager 1	1	2/22/2021	347		Non-Represented Employee (WOC)
HD Primary Care Clinics	Office Assistant 2	1	2/24/2021	345		Reference Check
HD Primary Care Administration and Support	Program Specialist	1	2/26/2021	343		#N/A
HD Dental	Dental Assistant (EFDA)	1	3/1/2021	340		Interview W/HM & Selection
HD Quality and Compliance	Development Analyst	1	3/19/2021	322		#N/A
HD Lab	Medical Technologist	1	3/23/2021	318		#N/A
HD ICS Administration	Program Specialist Senior	1	4/29/2021	281		#N/A
HD Dental	Dental Assistant (EFDA)	1	5/3/2021	277		#N/A
HD Dental	Program Supervisor	1	5/5/2021	275		Job Posted in WD
HD Dental	Dental Assistant (EFDA)	1	5/8/2021	272		Interview W/HM & Selection
HD Dental	Office Assistant 2	1	5/16/2021	264		On-Hold
HD Dental	Dental Assistant (EFDA)	1	5/28/2021	252		#N/A
HD Pharmacy	Pharmacy Technician	1	6/4/2021	245		Job Posted in WD
HD Primary Care Clinics	Clinical Services Specialist	1	6/12/2021	237	$97,397	#N/A
HD Primary Care Clinics	Community Health Nurse	1	6/21/2021	228	$124,932	#N/A
HD Health Center Operations	Eligibility Specialist	1	7/1/2021	218		Interview W/HM & Selection
HD ICS Administration	Project Manager Represented	1	7/1/2021	218		Pending Class Comp - Position # Created by Central Budget
HD Lab	Nursing Director	1	7/1/2021	218		Pending Class Comp - Position # Created by Central Budget
HD Quality and Compliance	Development Analyst Senior	1	7/1/2021	218		Pending Class Comp - Position # Created by Central Budget
HD Dental	Office Assistant 2	1	7/5/2021	214		Interview W/HM & Selection
HD Primary Care Administration and Support	Community Health Specialist 2	1	7/9/2021	210		Interview W/HM & Selection
HD Dental	Office Assistant 2	1	7/12/2021	207		Interview W/HM & Selection
HD Primary Care Clinics	Nurse Practitioner	0.4	7/16/2021	203	$72,301	#N/A
HD HIV Clinic	Manager 1	1	7/28/2021	191		WD Draft Job Posting Review by HM
HD Primary Care Clinics	Nurse Practitioner	0.8	8/2/2021	186	$132,493	#N/A
HD Primary Care Administration and Support	Finance Manager	1	8/2/2021	186		Interviewing
HD Primary Care Clinics	Office Assistant 2	1	8/13/2021	175		Interview W/HM & Selection
HD FQHC Primary Care Administration and Suppo	Finance Supervisor	1	8/13/2021	175		Drafting WD Job Posting
HD Primary Care Administration and Support	Finance Supervisor	1	8/13/2021	175		Drafting WD Job Posting
HD FQHC Primary Care Clinics	Nurse Practitioner	0.8	8/17/2021	171	$121,808	Verbal Offer
HD Primary Care Clinics	Community Health Nurse	0.5	8/17/2021	171	$46,849	#N/A
HD Pharmacy	Pharmacy Technician	1	8/25/2021	163		Job Posted in WD
HD FQHC Dental	Dentist Represented	1	9/2/2021	155	$297,260	#N/A
HD Student Health Centers	Nursing Supervisor	1	9/16/2021	141		#N/A
HD FQHC Primary Care Administration and Suppo	Community Health Specialist 2	1	9/17/2021	140		Drafting WD Job Posting
HD FQHC Primary Care Administration and Suppo	Community Health Specialist 2	1	9/21/2021	136		Drafting WD Job Posting
HD FQHC Dental	Dental Assistant (EFDA)	1	9/30/2021	127		#N/A
HD Primary Care Administration and Support	Manager 2	1	10/1/2021	126		Interview W/HM & Selection
HD FQHC Primary Care Clinics	Community Health Specialist 2	1	10/1/2021	126		Drafting WD Job Posting

Program Group	Job Title	FY22 Budgeted FTE	Vacant Since	Days Vacant	Estimated Financial Impact to date (total annual revenue x days vacant)	Notes on Job Recruitment Stage
HD FQHC ICS Administration	Operations Process Specialist	1	10/4/2021	123		Drafting WD Job Posting
HD FQHC Primary Care Clinics	Physician	1	10/6/2021	121	$138,404	Interview W/HM & Selection
HD Dental	Office Assistant 2	0.88	10/8/2021	119		NA
HD Dental	Dental Assistant (EFDA)	1	10/8/2021	119		#N/A
HD Dental	Dental Assistant (EFDA)	1	10/8/2021	119		#N/A
HD FQHC Primary Care Clinics	Nurse Practitioner	0.8	10/12/2021	115	$81,918	Interview W/HM & Selection
HD Primary Care Clinics	Medical Assistant	1	10/12/2021	115		#N/A
HD Primary Care Clinics	Nurse Practitioner	0.5	10/12/2021	115	$51,199	#N/A
HD Dental	Dental Hygienist	0.5	10/12/2021	115	$59,863	#N/A
HD Dental	Dentist Represented	0.5	10/12/2021	115	$110,274	#N/A
HD Dental	Dentist Represented	0.38	10/12/2021	115	$83,808	#N/A
HD FQHC Primary Care Clinics	Office Assistant 2	1	10/16/2021	111		Interview W/HM & Selection
HD FQHC Pharmacy	Pharmacy Technician	1	10/16/2021	111		Job Posted in WD
HD ICS Administration	Project Manager Represented	1	10/18/2021	109		#N/A
HD FQHC Primary Care Administration and Suppo	Community Health Specialist 2	1	10/20/2021	107		Drafting WD Job Posting
HD FQHC Dental	Health Educator	0.58	10/22/2021	105		#N/A
HD FQHC Primary Care Clinics	Community Health Nurse	1	10/23/2021	104	$56,986	Job Posted in WD
HD FQHC Student Health Centers	Community Health Nurse	0.25	10/29/2021	98	$13,425	On-Hold
HD FQHC Primary Care Clinics	Nurse Practitioner	0.8	10/30/2021	97	$69,096	#N/A
HD FQHC Primary Care Clinics	Community Health Nurse	0.8	10/30/2021	97	$42,521	Lateral Transfer Posted
HD FQHC Dental	Dental Assistant (EFDA)	0.75	11/1/2021	95		Interview W/HM & Selection
HD FQHC Student Health Centers	Medical Assistant	0.75	11/2/2021	94		Limited Duration Assignment
HD FQHC Primary Care Clinics	Nurse Practitioner	0.6	11/5/2021	91	$48,616	Interview W/HM & Selection
HD FQHC Primary Care Clinics	Office Assistant 2	1	11/6/2021	90		Interview W/HM & Selection
HD FQHC Primary Care Clinics	Medical Assistant	1	11/6/2021	90		#N/A
HD FQHC Primary Care Clinics	Office Assistant 2	1	11/8/2021	88		Interview W/HM & Selection
HD FQHC HIV Clinic	Nurse Practitioner	0.6	11/11/2021	85	$45,411	Job Posted in WD
HD Dental	Program Supervisor	1	11/16/2021	80		Job Posted in WD
HD FQHC Primary Care Clinics	Community Health Specialist 2	0.8	11/17/2021	79		NA
HD FQHC Primary Care Clinics	Physician	0.8	11/18/2021	78	$71,375	Job Posted in WD
HD FQHC Primary Care Clinics	Medical Assistant	1	11/23/2021	73		#N/A
HD FQHC Primary Care Clinics	Medical Assistant	1	11/23/2021	73		#N/A
HD FQHC Pharmacy	Pharmacist	0.8	12/1/2021	65	$42,740	WD Draft Job Posting Review by HM
HD FQHC Dental	Dental Assistant (EFDA)	1	12/1/2021	65		Interview W/HM & Selection
HD FQHC Primary Care Clinics	Community Health Nurse	1	12/2/2021	64	$35,068	Min Qaulification Screening (MQ)
HD FQHC Primary Care Clinics	Office Assistant 2	1	12/7/2021	59		Interview W/HM & Selection
HD FQHC Primary Care Administration and Suppo	Project Manager Represented	1	12/14/2021	52		Job Posted in WD
HD FQHC Lab	Medical Laboratory Technician	1	12/16/2021	50		NA
HD FQHC Primary Care Clinics	Clinical Psychologist	0.8	12/17/2021	49	$32,219	Offer Letter
HD FQHC Lab	Medical Laboratory Technician	1	12/18/2021	48		Job Posted in WD
HD FQHC Primary Care Clinics	Office Assistant Senior	1	12/27/2021	39		NA
HD FQHC Primary Care Clinics	Nurse Practitioner	0.8	12/30/2021	36	$25,644	Lateral Transfer Posted
HD FQHC HIV Clinic	Nurse Practitioner	0.8	12/31/2021	35	$24,932	Offer Letter
HD FQHC Primary Care Clinics	Medical Assistant	1	1/3/2022	32		Lateral Transfer Posted
HD FQHC Primary Care Clinics	Clinical Services Specialist	0.8	1/6/2022	29	$9,534	Lateral Transfer Review HM
HD FQHC Primary Care Clinics	Physician	0.8	1/8/2022	27	$24,707	Interview W/HM & Selection
HD FQHC Lab	Medical Assistant	1	1/8/2022	27		#N/A
HD FQHC Primary Care Clinics	Nurse Practitioner	0.6	1/8/2022	27	$14,425	#N/A
HD FQHC Dental	Dental Hygienist	0.54	1/12/2022	23	$12,930	#N/A
HD FQHC Dental	Dental Hygienist	0.54	1/12/2022	23	$12,930	#N/A
HD Dental	Deputy Dental Director	0.5	1/13/2022	22		Interview W/HM & Selection
HD FQHC Pharmacy	Pharmacist	0.8	1/15/2022	20	$13,151	NA
HD FQHC Primary Care Clinics	Community Health Nurse	1	1/15/2022	20	$10,959	Lateral Transfer Posted
HD FQHC Primary Care Clinics	Medical Assistant	1	1/16/2022	19		NA
HD FQHC Primary Care Clinics	Medical Assistant	1	1/16/2022	19		#N/A
HD FQHC Dental	Office Assistant 2	1	1/19/2022	16		Lateral Transfer Posted
HD FQHC Health Center Operations	Eligibility Specialist	1	1/24/2022	11		WD Draft Job Posting Review by HM
HD Health Center Operations	Eligibility Specialist	1	1/27/2022	8		#N/A
HD FQHC Pharmacy	Pharmacy Technician	1	1/29/2022	6		#N/A
HD Primary Care Clinics	Program Supervisor	1	1/31/2022	4		Non-Represented Employee (WOC)
HD Health Center Operations	Eligibility Specialist	1	1/31/2022	4		Offer Letter

Program Group	Job Title	FY22 Budgeted FTE	Vacant Since	Days Vacant	Estimated Financial Impact to date (total annual revenue x days vacant)	Notes on Job Recruitment Stage
HD Health Center Operations	Eligibility Specialist	1	1/31/2022	4		#N/A
HD ICS Administration	Finance Specialist 1	1	2/1/2022	3		#N/A
HD FQHC Student Health Centers	Nurse Practitioner	0.67	2/1/2022	3	$1,790	Offer Letter
HD Student Health Centers	Nurse Practitioner	0.67	2/1/2022	3	$1,790	Offer Letter

HRSA Financial Report Packet - February 14, 2022

10. Projected Expenses of Contract Negotiations That Could Increase Expenses for the Health Center

community health center board

Multnomah County