

EARTH



MONTH



DIY Craft Cardboard Toys for Animal Services' Furry Friends

Sara Mihm
sara.mihm@multco.us
Office of Sustainability



- A division of the Multnomah County Department of Community Services (DCS)
- Lost pet care
- Animal abuse investigations
- Animal rescue
- Dog and cat licensing
- Lost and found pet services
- Emergency boarding
- Animal adoptions

North Star



*Safety, service
and care when
it's needed
most.*


- Equitable service
- Quality of care






Enrichment

- Toys entertain and exercise
- Stimulate their minds
- Reduce stress
- Helps keep them happy
- Human interaction socializes
- ***Scratching helps maintain claws and stretch their muscles***



DIY Cat Scratching Post + Ball for Rabbits/Guinea Pigs

Template + Instructions at: <https://tinyurl.com/CardboardCriticToys2022>



We have a goal of reaching 50 donations by April 30

Where to bring donations

- Multnomah County Animal Services
 - 1700 W Historic Columbia River Highway, Troutdale
- Gresham City Hall
 - Attention: Meghan Borato
- Multnomah County Libraries
 - Attention: MCAS
 - Mail Stop 324



DIY Cat Scratching Post Supplies




- Corrugated cardboard box
- Non-toxic glue (like Elmer's)
- Scissors
- rubber bands or string string
- ruler or use template

We'll supply the zip ties to mount to the kennels.

Instructions for Cat Scratching Post




- Cut 15 strips of cardboard approximately 6" long x 2" wide. **It is important that the small holes where the cats will scratch run along the long edge of the cardboard strips.**



- Apply a generous amount of glue to one side of the first cardboard strip, avoiding the edges. Take a second strip of cardboard and place it on top of the glue and press firmly. Repeat this process with all 15 strips, which will result in a a cardboard stack approximately 4" x 6".

Next Steps for Cat Scratching Post



- Cut two long strips of cardboard 10" x 2" wide. Bend the cardboard to make it flexible enough to fit around the outside of the scratch pad. If the ends don't match up completely, that's okay.
- Apply a generous amount of glue to one side of a strip of the long cardboard and wrap it around the outer edges of the rectangle. Repeat this step with the other piece making a frame

Next Steps for Cat Scratching Post



- Use rubber bands, low adhesive tape (masking tape, painter's tape, washi tape, etc.), string or twine to temporarily secure the glued pieces and edges while they dry.

Complete!



SOURCES OF
CARBON EMISSIONS



PRODUCTION



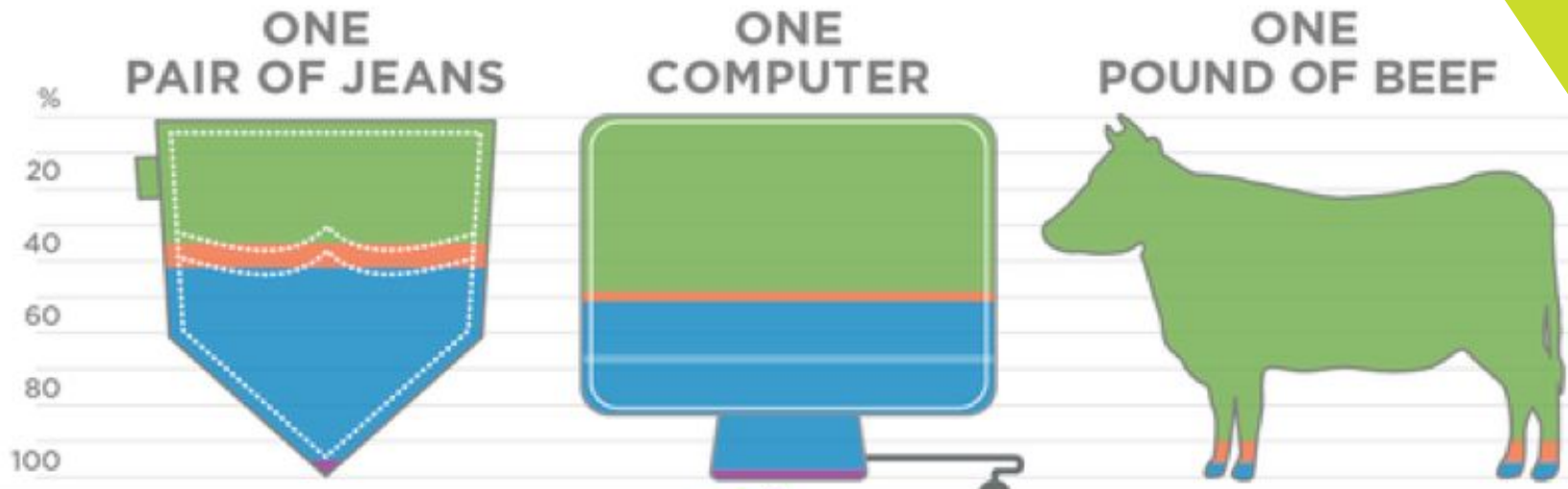
DISTRIBUTION
AND RETAIL



USE



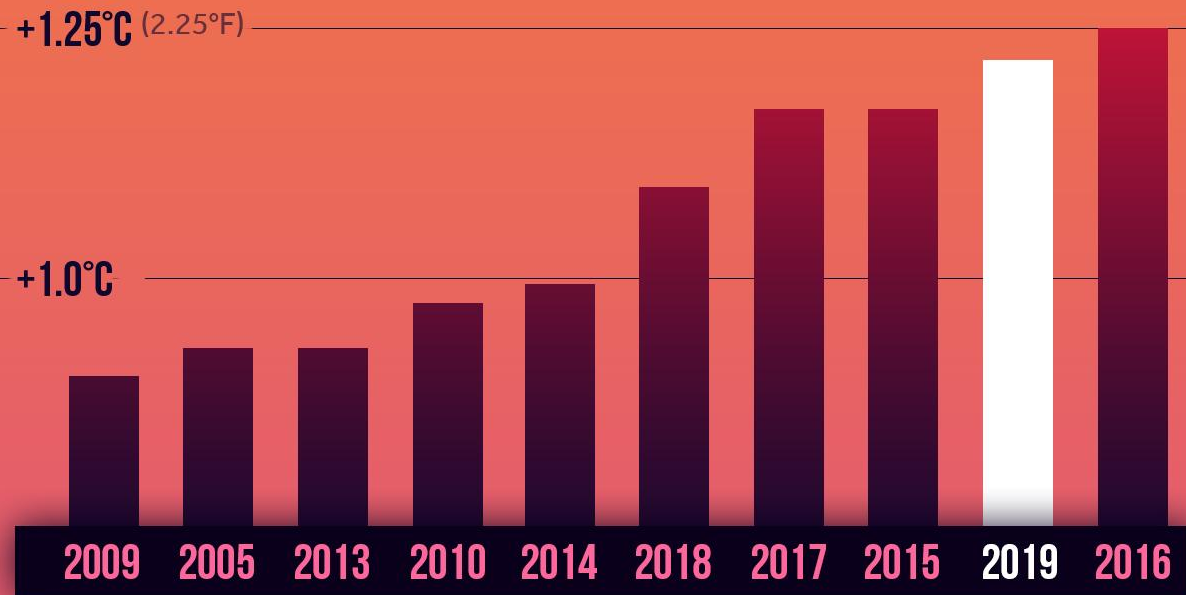
DISPOSAL



Disposal (recycle, compost, or garbage) = tiny % of a product's overall carbon emissions

10 HOTTEST YEARS ON RECORD GLOBALLY

Last 5 = Hottest 5



Source: NASA GISS & NOAA NCEI global temperature anomalies (°C) averaged and adjusted to early industrial baseline (1881-1910). Data as of 1/15/2020.

CLIMATE  CENTRAL

Climate Change: Local Impacts

- Hot, hot hot! Extreme heat and rising temperatures
- Unpredictable precipitation
- Decline in flow in our streams and rivers
- Wildfires
- Air quality
- Mental health



Fires & Evacuations

- **Eagle Creek Fire** - Over 500 livestock evacuated by Sound Equine Options and MCAS.
- **2020 Labor Day Fires** - Wind storm, drought, and extreme heat
 - More than 400,000 acres burned
 - Thousands of families and animals displaced
 - Livestock sheltered 100+ miles away



Be Prepared for Emergencies

- Sign up at publicalerts.org
- Update your pet's license and microchip information
 - Make sure tags have current phone numbers.
 - License your pet with your local jurisdiction.
 - Microchip your pet with your local vet.
 - If your pet is microchipped, update your contact information with the microchip registry.



Be Prepared for Emergencies

- Pack a 72 hr kit for your pets
 - Food
 - Bottled water
 - Medication
 - Treats
 - Something to chew on
 - High-quality wet food
 - A favorite toy
 - A crate
 - Bedding- a bed, pad, or blanket
 - First aid and sanitation supplies
 - Collars and leashes
 - Proof of ownership
 - Records and documentation
 - Photos of you and your pet together.


Be Prepared for Emergencies

- Plan where you can stay with your pets
 - Family and friends
 - Pet friendly lodging
- Talk with your neighbors about how you can step in during an emergency




Keeping Your Pets Cool in Hot Weather

- Never leave pets in a parked car on warm days
- Access to plenty of water at all times
- Ice in their water bowl
- Outdoor pool for dogs with cool water
- Fans don't help them - panting
- Avoid hot pavement and exercise
- Wrap them in a wet towel
- Watch for signs of heat stroke
- ***County cooling centers are pet friendly***



DIY Rabbit/Guinea Pig Ball Supplies

Template + Instructions at: <https://tinyurl.com/CardboardCriticToys2022>



- Corrugated cardboard box
- Scissors
- Template or plate around 6" in diameter

We have a goal of reaching 50 total donations by April 30

Instructions for Rabbit/Guinea Pig Ball



- Use the template to trace out six 6" circles on cardboard and cut out with scissors.
- Cut up the dotted lines to the halfway point of each circular disc.

REDUCE



REUSE



RECYCLE



REDUCE

- Do I really need this? Is there a better option?

REUSE

- Have I used this until it's absolutely worn out? Can it be used for something else?

RECYCLE

- Can I recycle it when it can't be used again?

reuse

buy, sell or donate used items

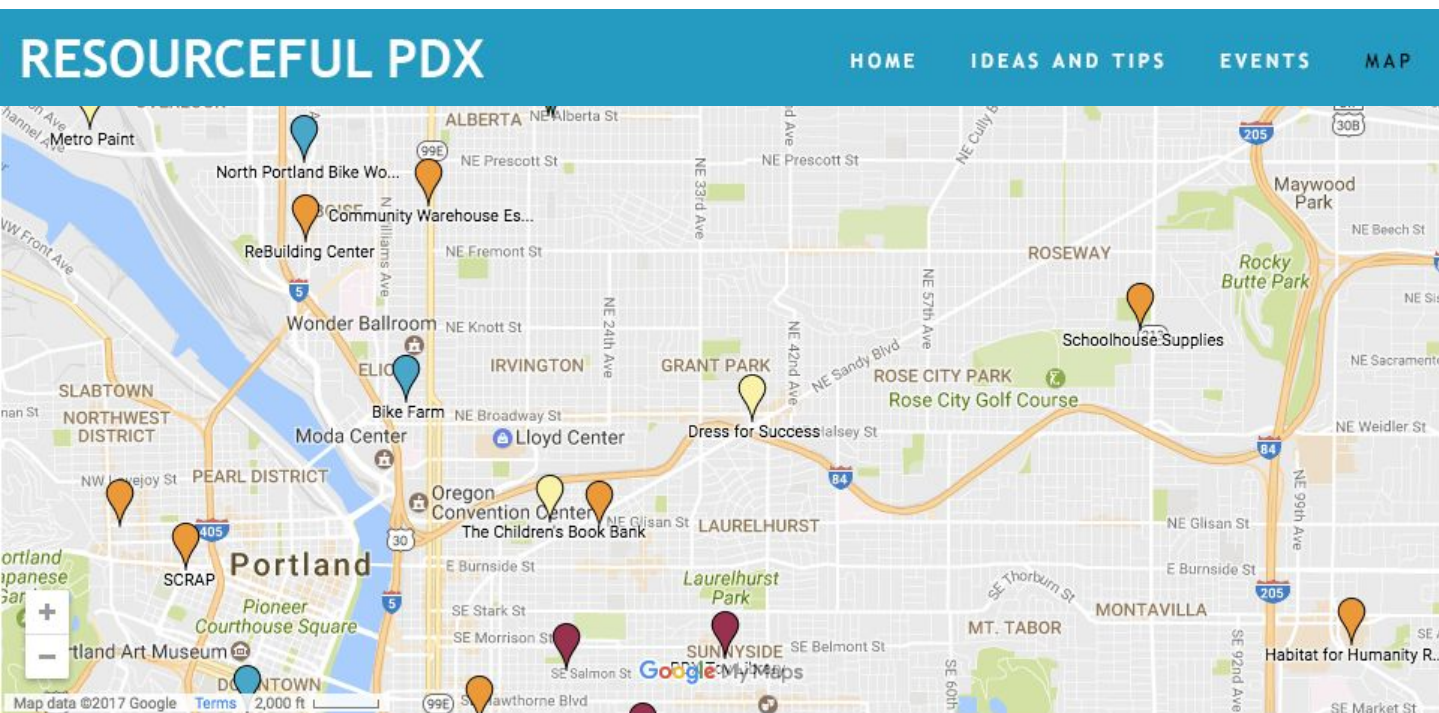


REBUILDING
CENTER



borrow





www.resourcefulpdx.com/map/

Recycling in Oregon - What Does It Become?




By recycling paper, the Metro region
saved 8.2 million trees from being
harvested.

That is equivalent to
the number of trees in
eight Forest Parks.



Instructions for Rabbit/Guinea Pig Ball




- Start assembling ball by taking one disc and matching the center cut of a second disc into the center cut.
- Take another disc and fit the center cut into the cut on the right.

Instructions for Rabbit/Guinea Pig Ball



- Repeat the process by fitting the center cut of another disc into the cut on the left. The ball will begin to take shape.
- Take the remaining two cardboard discs and fit them into the top and bottom cuts remaining.



Complete!

How to Support Pets at Animal Services

- ***Activities like this- thank you!***
- Adoption - view animals online
- Microchip and license your pets
- Donations
 - Round up when licensing pets
 - Clean towels
 - Toys, treats
 - Kitten food and supplies this time of year
- Volunteer - limited now, resuming services soon



Where to bring donations

- Multnomah County Animal Services
 - 1700 W Historic Columbia River Highway, Troutdale
- Gresham City Hall
 - Attention: Meghan Borato
- Multnomah County Libraries
 - Attention: MCAS
 - Mail Stop 324



Conclusion & Raffle

EARTH



MONTH

VIRTUAL LUNCH & LEARN

OPEN TO ALL • RAFFLE PRIZES

Celebrate Earth Month and #ActOnClimate this April with the Office of Sustainability.

Find event descriptions and virtual access information at

multco.us/sustainability/earth-month

Monday, April 4, 12 - 1pm

Shared Air, Shared Action: Addressing Air Pollution in Multnomah County with Neighbors for Clean Air, Multnomah County Environmental Health

Thursday, April 7, 12 - 1pm

Climate Change In Your Own Backyard: What You Can Do with East Multnomah Soil & Water Conservation District

Tuesday, April 12, 12 - 1pm

DIY: Craft Cardboard Toys for Animals Services' Furry Friends with Multnomah County Animal Services, Office of Sustainability, and City of Gresham Solid Waste & Sustainability

Wednesday, April 13, 12 - 1pm

Breathe Easy: Learn to Make Your Own Air Filter with Multnomah County Environmental Health

Thursday, April 14, 12-1pm

Can Technology Save Us From the Climate Crisis? with Multnomah County Office of Sustainability

Monday, April 18, 12-1pm

Knowledge is Power: Understanding Your Utility Bills with Oregon Citizens' Utility Board

Tuesday, April 19, 12 - 1pm

Green Team Meeting with the Green Team and Office of Sustainability

Wednesday, April 20, 12 - 1pm

A Just Transition to a Clean Energy Future: Where We Are and the Path Ahead with Multnomah County Office of Sustainability

Thursday, April 21, 12 - 1pm

How Our Food Purchases Can Help People and the Planet with Multnomah County Racial and Ethnic Approaches to Community Health (REACH)

Monday, April 25, 12 - 1pm

Our Changing Climate, Our Changing Health with Multnomah County Environmental Health

Tuesday, April 26, 12 - 1pm

Landscaping for Wildlife with East Multnomah Soil & Water Conservation District

Thursday, April 28, 12 - 1pm

Landscaping for Water Conservation with East Multnomah Soil & Water Conservation District



EARTH

VIRTUAL LUNCH & LEARNS



MONTH

OPEN TO ALL • RAFFLE PRIZES

This April, get empowered. Act on climate.



multco.us/sustainability/earth-month