REVISIONS				
ZONE	REV	DESCRIPTION	DATE	APPROVED

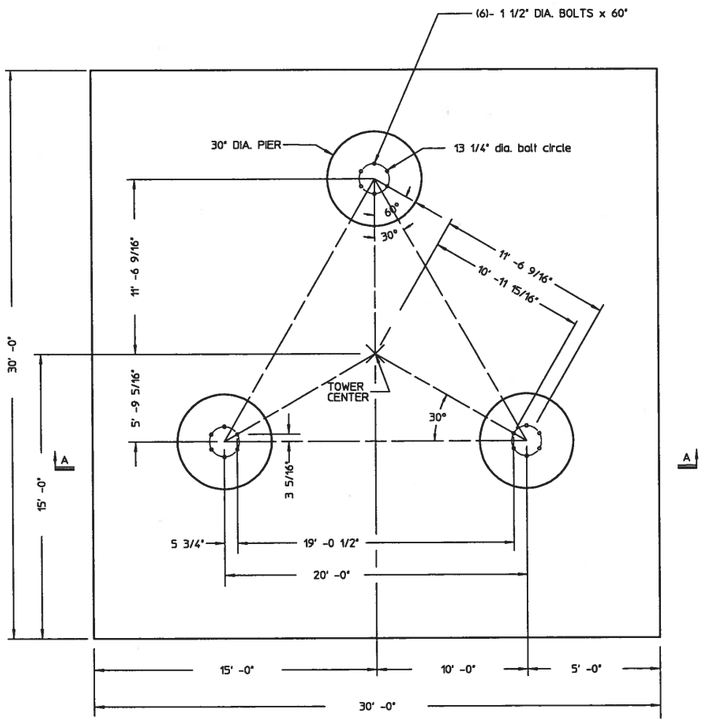

FOUNDATION PLAN
NO SCALE

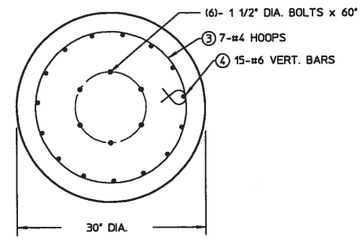

SECTION B-B
No Scale

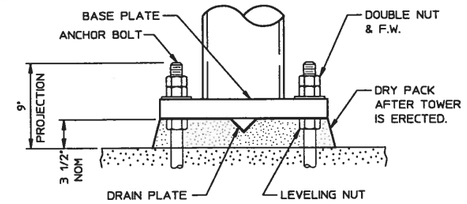

DRAIN PLATE INSTALLATION
NO SCALE

EXTREME CARE SHOULD BE TAKEN TO ASSURE THAT ALL LEVELING NUTS ARE LEVEL WITH RESPECT TO EACH OTHER PRIOR TO ERECTION OF THE TOWER.

REGISTERED PROFESSIONAL ENGINEER
16620PE
OREGON
JULY 20, 1993
JEFFREY E. GRASSMAN

EXPIRES: 6/30/23

Jeffrey E Grassman
Digitally signed by Jeffrey E Grassman
Date: 2022.03.16 09:36:11 -07'00'

GENERAL NOTES: SLAB

1. Prior to excavation, check the area for underground facilities.
2. All reinforcing shall be deformed bars conforming to ASTM A615 Grade 60 (60,000 psi min. yield) and shall be provided by the foundation contractor.
3. All concrete shall have a minimum compressive strength of 4,500 psi @ 28 days. The requirement for the concrete shall be as given in the ACI "Building Code Requirements for Reinforced Concrete", ACI 318, the latest edition.
4. Concrete shall be placed against undisturbed soil to the depth indicated on the foundation drawing. The portion above grade shall be formed. If an area is excavated beyond the limits shown, this volume shall be filled with concrete or formed. After the forms are removed, the excess excavation shall be replaced and compacted.
5. The tops of pedestals at the same elevation shall be level with each other within 1/4 inch. Trowel tops of pedestals smooth.
6. Compact structural fill above buried slab to a minimum of 100 pcf density.
7. Dry Packing Procedures: Mix 2 parts sand, one part cement, and add just enough water to allow molding a shape by hand. Restrict the water content to a minimum . (This minimizes the possibility of shrinkage when the mortar, dry-mixed for maximum density and strength, is packed in place.) The packing shall be done by hand, ramming with bars or caulking tools, or a combination thereof.
8. Estimated concrete volume = 85.1 cu. yards.
9. Design based on the following factored loads:
   Overturning Moment = 5570 k-ft. (Overturning Stability Ratio = 1.22)
   Total Shear = 55.0 kips Max. Toe Bearing Pressure = 1.97 ksf
   Total Weight = 25.3 kips
10. Soil and design information is from the Geotechncial Report by McMillen Jacobs Assoc, PWB Project # W02229, Dated March 15, 2022. Recommendations in this report shall be followed by the foundation contractor.

REINFORCEMENT STEEL SCHEDULE

Sym	Type	Rebar Size	Rebar Spacing	Dimensions a	b	c	d	(6db)	Weight (lbs)	Qty
1	A	#7	13 1/8"	29'-6"	—	—	—	—	3377	56
2	A	#8	11 3/4"	29'-6"	—	—	—	—	4883	62
3	F	#4	EQUAL	2'-0"	—	—	2"	3"	100	21
4	B	#6	EQUAL	4' -4"	12"	—	4 1/2"	—	361	45
TOTAL STEEL WEIGHT FOR COMPLETE FOUNDATION INSTALLATION =									8721	

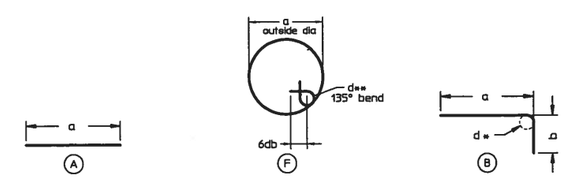

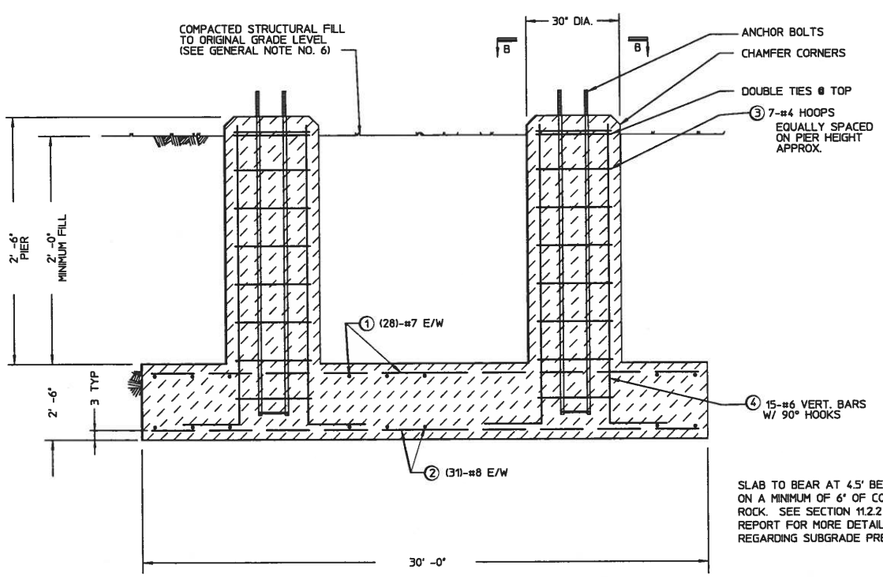

SLAB TO BEAR AT 4.5' BELOW FINAL GRADE ON A MINIMUM OF 6" OF COMPACTED CRUSHED ROCK. SEE SECTION 11.2.2 OF THE GEOTECHNICAL REPORT FOR MORE DETAILED INFORMATION REGARDING SUBGRADE PREPARATION.

SECTION A-A
NO SCALE

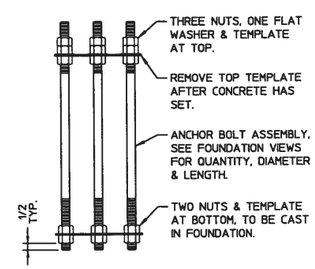

ANCHOR BOLT ASSEMBLY
NO SCALE

UNLESS OTHERWISE STATED DIMENSIONS ARE IN INCHES TOLERANCES ON FRACTIONS ± 1/16 · DECIMALS .XX± .XXX± · ANGLES ± 0°-30'	CONTRACT NO.	valmont MICROFLECT 3575 25TH STREET SE SALEM, OR 97302 MAIN: (503)363-9267 FAX: (503)316-2040
	MICROFLECT SALES ORDER 541305	SLAB FOUNDATION INSTALLATION CITY OF PORTLAND SITE: BULL RUN FILTRATION FACILITY
	DRAWN BY JG · DATE 15MAR22	
	CHECKED BY JHF · DATE 16MAR22	SIZE D · F-SCH NO. 29189 · DWG NO. D-152119 · REV
		SCALE · SHEET 1 OF 1