

Parent Child Development Services: FY 2010–

The Parent-Child Development Services (PCDS) program provides age appropriate parent and young child playgroups and parent education. PCDS uses the Parents as Teachers curriculum which is an evidence-based practice designed to teach parenting skills and knowledge and has been shown to increase children's readiness for school.

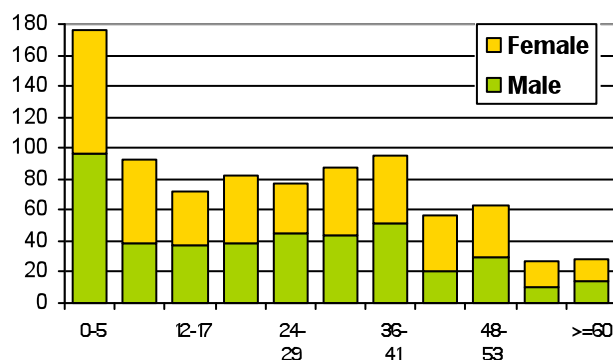
Unduplicated Number Served

Total:	1,483
Children:	859 ¹
Unknown	3
Adults:	621
Families:	593

Demographics

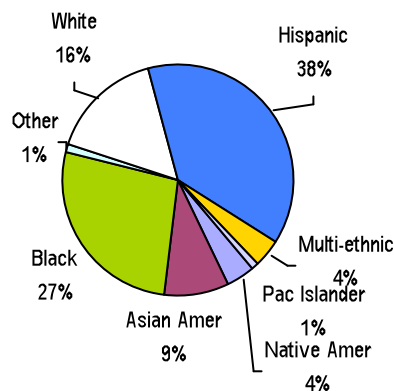
- Half of the children (49%) were less than 2 years old and half were older. Almost one third of the children (31%) were less than 1 year old. The average age was 25.0 months. The program served an equal number of male and female children.

Age in Months/Gender of Children



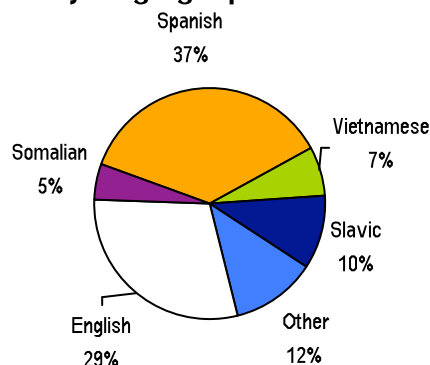
- 90% of the children were of color or from a culturally-specific community

Race/Ethnicity of Children



- Almost three quarters of the adults (71%) were not native English speakers

Primary Language Spoken at Home



Percent of Children by Race/Ethnicity Who's Parents Speak a Language Other than English at Home

Race/Ethnicity	Language Other Than English at Home
Black	59%
Asian	92%
Hispanic	92%
Pacific Islander	80%
White	67%

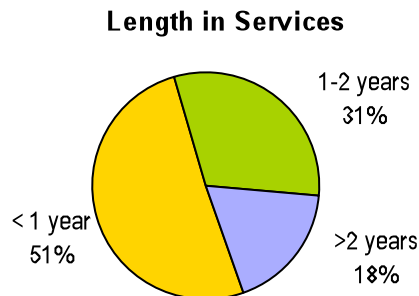
- 41% of the adults had not completed high school and did not have a GED
- Most of the children lived with both parents (64%); 35% lived with just one parent

¹ The target for the number of children served was 792.

Parent Child Development Services Outcomes: FY 2009–10

Services

Length of service is reported on the 329 children who exited services during the year². On average, children participate in PCDS services for 14.2 months. Half of the children (49%) participated in services for one year or longer; 18% participated for two or more years. Length enrolled in services ranged from 11 day to 5.9 years.

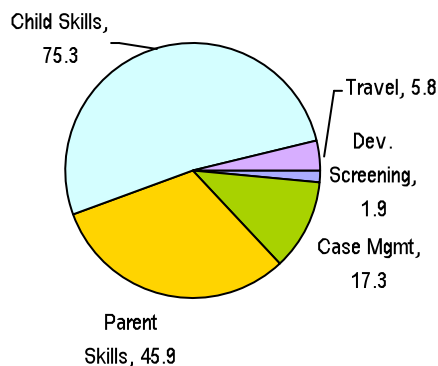


Service amounts are reported on the 260 families that exited during the year. Averages per family include:

- 146.2 total hours of service
- 12.9 home visits
- 15.0 months of service
- 9.7 hours of service per month
- 0.9 home visits per month.

Most of the service hours consisted of skill training to children and to parents.

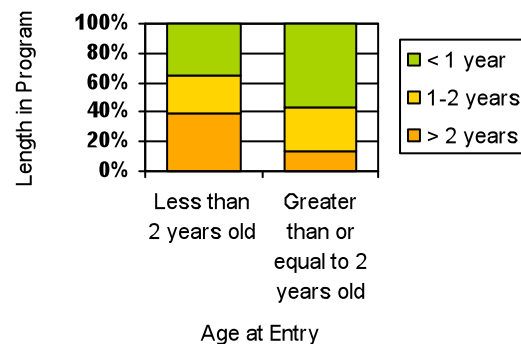
Average Service Hours by Family



Children's Age at Entry and Length in Services

- There is a greater probability ($p < .01$) that younger children will stay in the program longer than older children: 65% of children who enter services before they turn 2 years old stay in the program for one year or longer compared to 43% of children who enter services after they turn 2 years old. Children who enter the program before their second birthday are over 3 times more likely to remain in the program for 2 or more years.

Length in Services by Age at Entry (Cases open on 7/1/11)



Outcomes

Outcomes are reported on the 260 families and 329 children that exited during the year.

Children's Readiness for School

- 90% of children had up-to-date immunizations
- 95% of children were screened for normal growth and development
- 95% of children who were not at age appropriate development were referred for early intervention services (N=21/22)
- 48% of children were referred to or actually enrolled in Headstart or other preschool program at exit
- 37% of children were actually enrolled in Headstart or other preschool program at exit

² The 526 children who were still participating in services at the end of the fiscal year had been open an average of 17.2 months.

Parent Child Development Services Outcomes: FY 2009–10

Parent Satisfaction³

- 98% of parents reported that they gained new skills from program participation
- 100% of adults said services were helpful
- 99% of adults said staff demonstrated cultural sensitivity
- 99% of adults said they had access to knowledgeable resources

Summary

1. The program is serving its intended population of children of color and parents whose primary language is not English.
2. The program serves the full range of children birth to 5 years. Half of the children are aged 2 years or older at intake (51%). Almost half of the families stay in the program for at least one year; only 18% stay for at least two years. The data shows a statistically significant relationship between age and length of services. Research in the national Parents as Teachers evaluation shows that two years of home visitation combined with one year of pre-school is most effective at getting students ready to start kindergarten. It appears that serving younger pre-school aged children will result in longer lengths of stay in services.
3. The program does a good job of making sure that children are up-to-date on immunizations, developmentally screened and referred to early intervention services as indicated.
4. Parent surveys at exit are very positive.
5. Only half of the children were referred to Headstart or other preschool at exit.

Recommendations

1. Prioritize serving children who are under 2 years old at program entry in order to maximize the number of children who receive at least 2 years of PAT services.
2. Examine the data to understand what factors influence whether children are referred to Headstart or other preschool at exit.

³ Parent satisfaction was obtained from 166 out of the 266 families that exited services.