


## Beneficiary Form


Use this form to update your beneficiary. Marriage, divorce, death, and births are all events that may change who is listed as the beneficiary.

Advantis Participants: Beneficiary Form (PDF)  [Beneficiary](#) (21.25 KB) [Edit file](#)

Voya Participants: [Click here\(link is external\)](#) to change on-line or call 1-800-584-6001


## Catch Up Form

This form is used to declare the year you plan to retire and allow the three years before that year to increase the amount withheld up to the maximum as defined for that year but not to exceed the amount you are eligible to catch up.

Both Advantis and Voya Participants: Catch Up Form (PDF)  [Catch Up](#) (75.74 KB) [Edit file](#)

## Hardship Withdrawal


This form is used to apply for a hardship withdrawal.

Advantis Participants: Hardship Withdrawal (PDF)  [Hardship](#) (34.22 KB) [Edit file](#) There is other paperwork required to be submitted with the form so please read and fill it out carefully before sending to 503/400/Def Comp.

Voya Participants: contact the National Customer Contact Center 1-800-584-6001

## Update Form

This is used to make changes to your amount deducted from payroll. You can increase, decrease, stop or start again. Simply print this form, fill it out, sign, date and return to 503/400/Def Comp.

Advantis Participants: Update Form (PDF)  [Update](#) (25.42 KB) [Edit file](#)

Voya Participants: [Click here\(link is external\)](#) to change on-line or call 1-800-584-6001