



**MULTNOMAH COUNTY  
JUSTICE REINVESTMENT  
PROGRAM**

**HB3194 DATA WORKGROUP**

**QUARTERLY REPORT:**

**FY16 Q1-Q2**

**JULY 2014 - DECEMBER 2015**

# Introduction



## What is Justice Reinvestment?

Justice Reinvestment seeks to improve public safety by reducing spending on incarceration in order to reinvest savings in evidence-based strategies that decrease crime.

## What Does the Program Do?

Our program is a collaborative effort to improve the assessment of criminal offenders in Multnomah County and provide them a continuum of community-based services and sanctions. This combination of early assessment and intervention is provided to reduce recidivism while protecting public safety.

## Who Runs the Program?

Our program is distinctive in the number of agencies that worked together to design and implement this approach to justice reinvestment. Our partners include: Portland Police Bureau, Gresham Police, Fairview Police, Troutdale Police, Sheriff's Office, Department of Community Justice, Oregon Judicial Department, District Attorney's Office, Citizens Crime Commission, Defense Bar, CODA, and the Multnomah County Local Public Safety Coordinating Council (LPSCC).

### ***OUR GOALS***

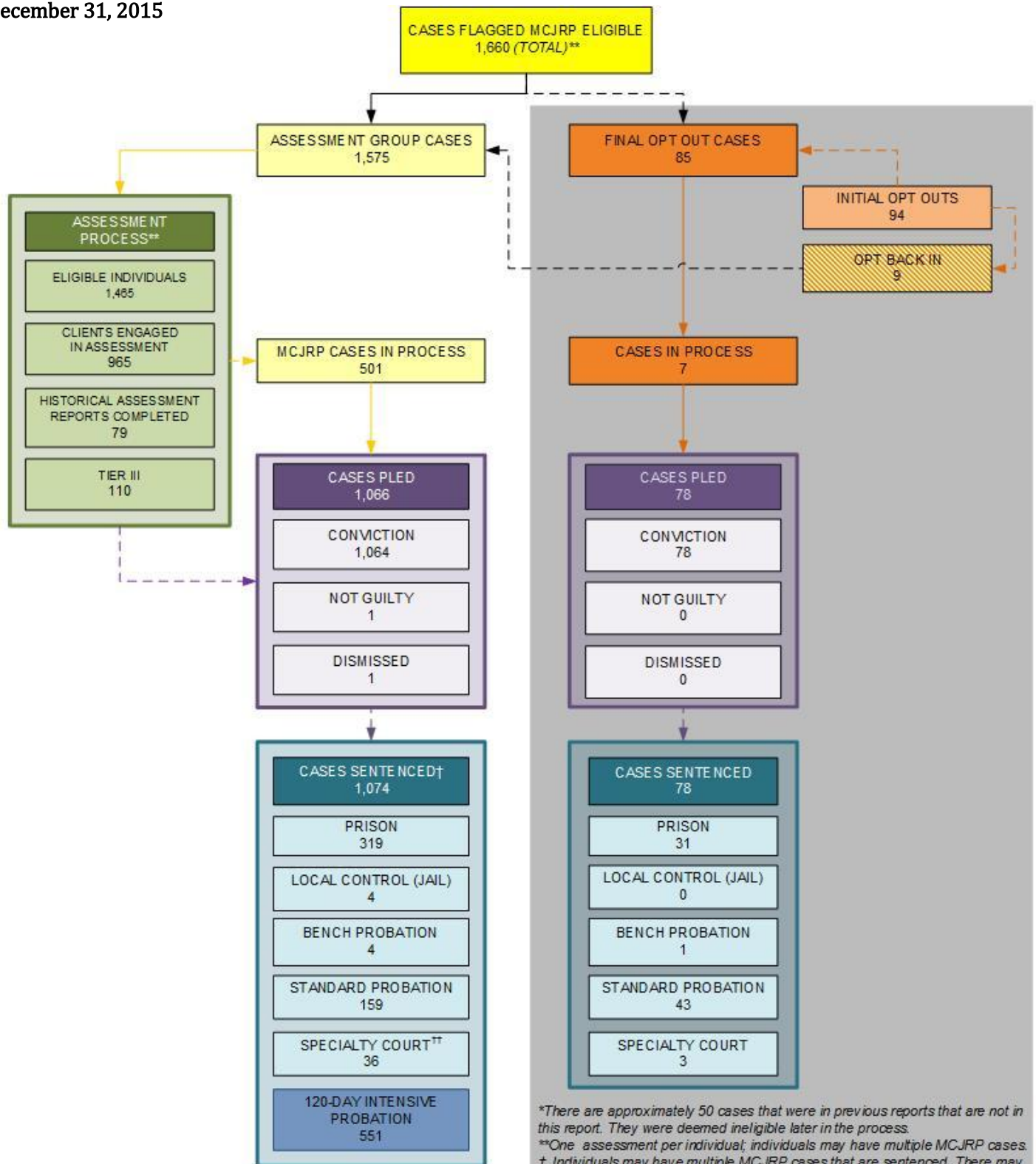
- *Safer Communities*
- *Smarter Spending*
- *Data Informed Decision-making*
- *Sustainable Use of Prison Beds*
- *Enhanced funding for Community Services*

## How Do I Use This Report?

This report is a quarterly compilation of process and outcome measures designed to monitor the implementation and effectiveness of our program. This offers readers a snapshot of the program as well as a cumulative summary of all activity to date. The units of analysis vary so that some information is reflected in number of court cases, custody bookings, or people. Readers are encouraged to closely pay attention to the descriptive labels that appear throughout the report.

# MCJRP Case Flow

Date of Last Count:  
December 31, 2015



Source: Department of Community Justice and District Attorney's Office

\*There are approximately 50 cases that were in previous reports that are not in this report. They were deemed ineligible later in the process.

\*\*One assessment per individual; individuals may have multiple MCJRP cases.  
† Individuals may have multiple MCJRP cases that are sentenced. There may be some discrepancy between cases pled and cases sentenced for this reason. For this report, we are missing sentence data for one case.

†† Only includes initial sentence, not post-sentence referrals to specialty courts.

# MCJRP Demographics

Date of Last Count:  
December 31, 2015

N= 1541 Unique Defendants*	<u>Assessment Group</u>		<u>Opted Out</u>		<u>2014 ACS**</u>	
	#	%	#	%	#	%
<b>Gender</b>						
Female	314	21.49%	18	22.50%	383,196	50.60%
Male	1,147	78.51%	62	77.50%	374,175	49.40%
<b>Race</b>						
African American	333	22.79%	24	30.00%	41,861	5.53%
Asian	35	2.40%	1	1.25%	52,070	6.88%
Native American	16	1.10%	1	1.25%	6,482	0.86%
White	1,074	73.51%	54	67.50%	591,097	78.05%
Other	3	0.21%	0	0.00%	65,861	8.70%
<b>Hispanic</b>						
Not Hispanic	1,282	87.75%	72	90.00%	673,906	88.98%
Hispanic	179	12.25%	8	10.00%	83,465	11.02%
<b>Age</b>						
Younger than 18 yoa	31	2.12%	1	1.25%	152,034	20.07%
18 – 24 yoa	239	16.36%	19	23.75%	68,429	9.04%
25 – 34 yoa	529	36.21%	32	40.00%	140,427	18.54%
35 – 44 yoa	374	25.60%	14	17.50%	119,246	15.74%
45 – 54 yoa	220	15.06%	11	13.75%	99,689	13.16%
55 – 64 yoa	59	4.04%	2	2.50%	92,681	12.24%
Over 65 yoa	9	0.62%	1	1.25%	84,865	11.21%
<b>Total</b>	<b>1,461</b>	<b>95%</b>	<b>80<sup>†</sup></b>	<b>5%</b>	<b>757,371</b>	<b>100%</b>

Source: County data compiled from District Attorney and Multnomah County Circuit Court sources.

\*Defendants may have multiple cases.

\*\* Multnomah County Demographics (2014 American Community Survey 5-Year Estimates)

†There are four individuals (five cases) included in the assessment group for some tables and as opt outs for others as a result of discrepancies across systems. This will be resolved in the next report.

# Case Eligibility and Opt Outs

## All MCJRP Identified Cases by Primary Charge Category

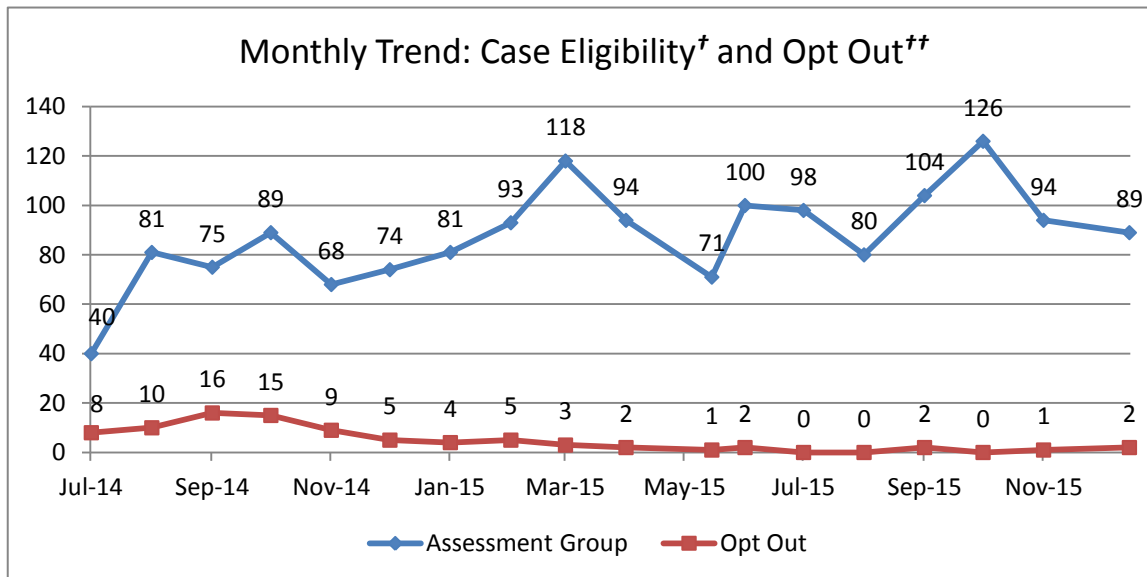
Primary Charge Category	# to Date*	
	Assessment Group	Opted Out
BM11 Cases	157	4
BM57 – Property Cases	581	31
Other Property Cases	245	5
BM57 –Drug Cases	90	2
Other Drug Cases	276	19
Behavioral Cases	135	17
Person Cases	55	4
Vehicle Cases	33	3
<b>Grand Total</b>	<b>1572**</b>	<b>85***</b>

\* Unless otherwise noted in this report, 'to date' represents the time period of July 1 – December 31, 2015

\*\*Three cases did not have an associated charge and were omitted from this table.

\*\*\*Slight inconsistencies between total opt-outs here and the Waterfall are a result of the use of multiple data sources and will be resolved in future reports.

Source: Multnomah County District Attorney's Office



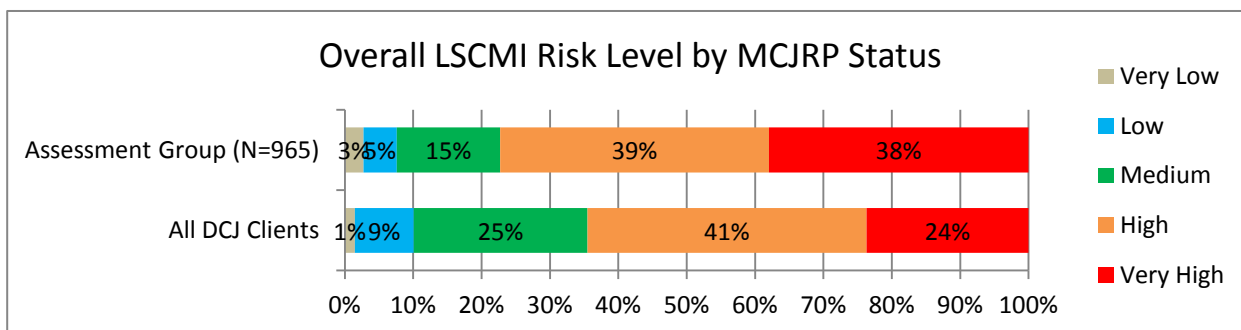
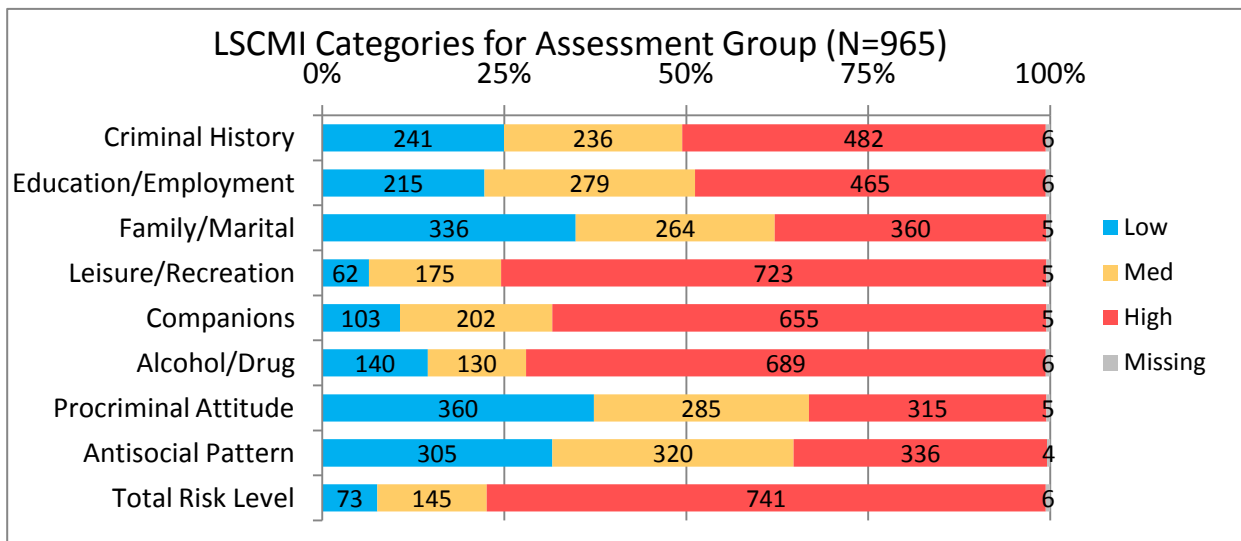
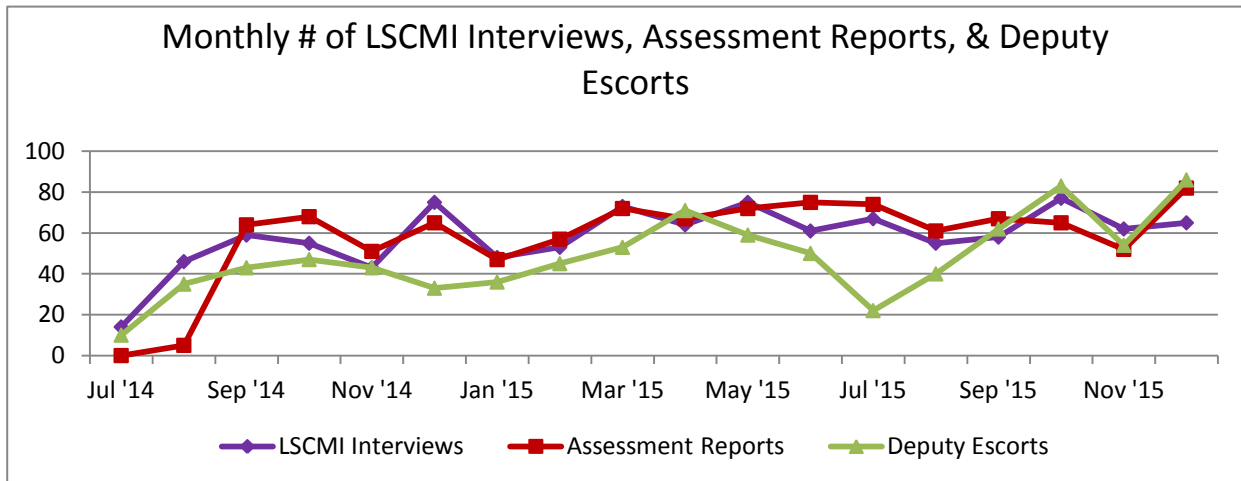
† Cases eligibility date coincides with case arraignment on indictment date.

†† 'Opt out' cases exclude cases that have opted back in.

Source: Multnomah County District Attorney's Office

# Assessments

	Number To Date
In-custody Interviews Scheduled by MCSO HB3194 Escort Deputies	872
Defendants with Assessments Released to Court	942

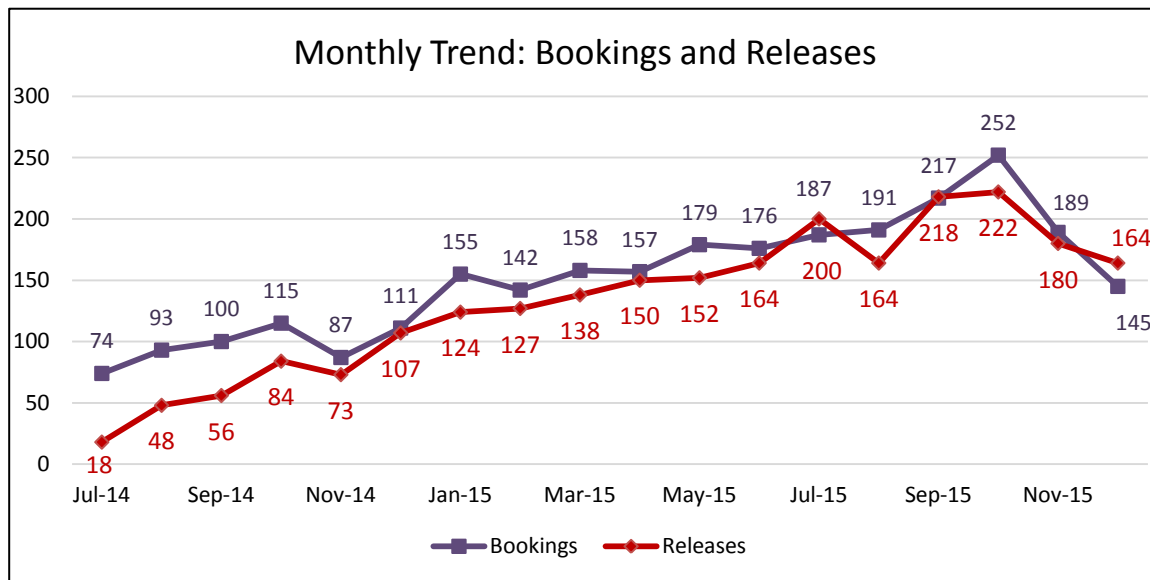


# Custody

Booking and Custody Information *	# To Date
<b>Individuals booked</b>	<b>1,477</b>
<b>Bookings**</b>	<b>2,728</b>
<b>Releases</b>	<b>2,389</b>
<b>Jail Bed Days</b>	<b>124,328</b>
Detention Center (MCDC)	33,259
Inverness Jail (MCIJ)	91,069

\* Booking and Custody Information includes both pre-trial and post-sentencing bookings and custodies for individual identified as eligible for MCJRP.

\*\* Individuals may be booked multiple times



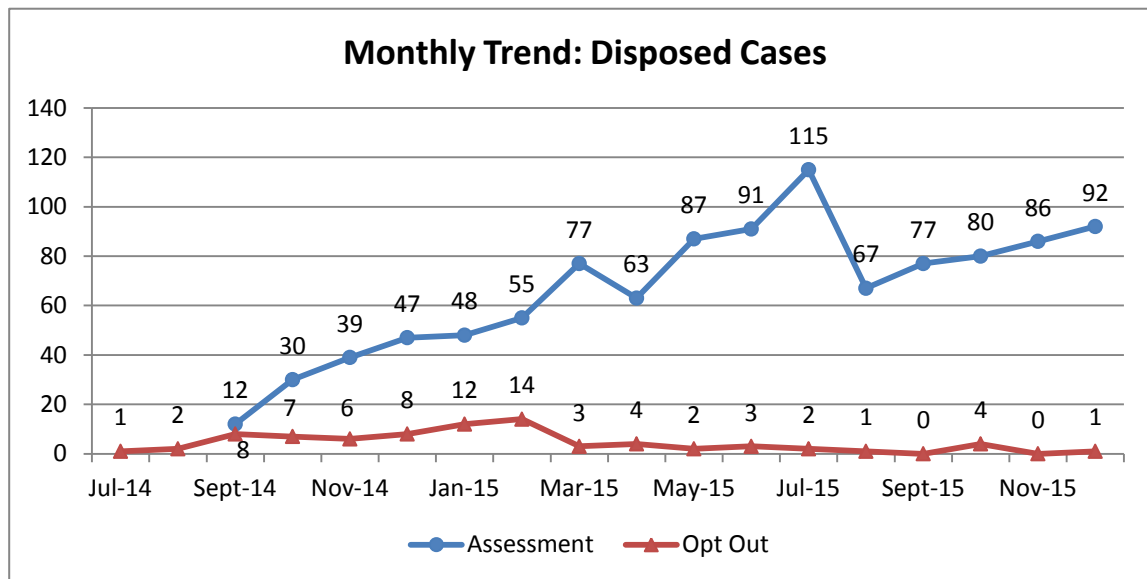
Source: Multnomah County Sheriff's Office

# Case Disposition

Case Disposition*	To date	
	MCJRP Cases Pled	Opt Out Cases Pled
<b>Convictions</b>	<b>1064</b>	<b>78</b>
<i>Plea</i>	1056	76
<i>Trial</i>	8	2
<b>Dismissed**</b>	<b>1</b>	<b>0</b>
<b>Not Guilty</b>	<b>1</b>	<b>0</b>
<i>Trial</i>	1	0
<b>Total Cases</b>	<b>1066</b>	<b>78</b>

\*Case count of cases with a disposition date as of December 31, 2015. Cases considered "disposed" does not include cases in "diversion" or "deferred" status.

\*\*Cases presented in this chart with the disposition reason of 'Dismissed' were dismissed at sentencing pursuant to plea agreement. Cases dismissed prior to sentencing are considered 'No Longer Eligible' for MCJRP and are not included in the analyses presented in this report.

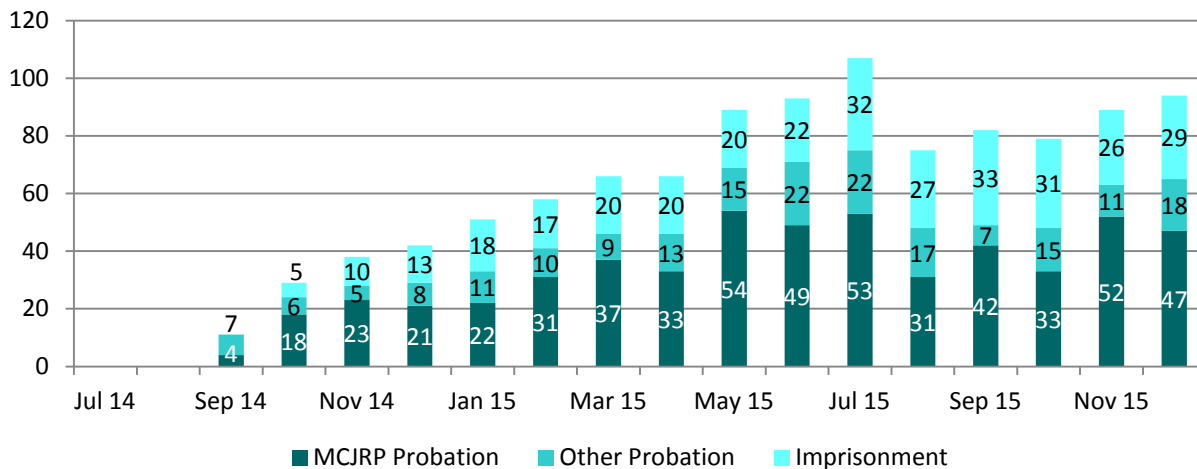


Source: Multnomah County District Attorney



# Sentencing

Monthly Trend - Assessment Group by Sentence\* Type



\* Sentencing information in these charts and tables is presented at the case level. Individuals may have multiple MCJRP cases that are sentenced. Sentencing information for the case is represented by the single count with highest sentence type & the longest duration.

Initial Sentence Length by Sentence Type (to date)

Initial Sentence Type	Assessment Used			Opted Out		
	# Sentenced	Average (months)	Sum (months)	# Sentenced	Average (months)	Sum (months)
<b>Imprisonment</b>	<b>335</b>	<b>22</b>	<b>7,490</b>	<b>31</b>	<b>29</b>	<b>896</b>
Prison (DOC)	321	23	7,369	31	29	896
Local Control (Jail)	14	9	121	0	0	0
<b>Probation</b>	<b>204</b>	<b>34</b>	<b>6,735</b>	<b>47</b>	<b>26</b>	<b>1,602</b>
Bench Probation	4	23	90	1	24	24
Standard Probation	164	34	5,599	43	34	1,470
Specialty Court**						
DISP	7	36	252	0	0	0
Mental Health	2	36	72	1	36	36
START	27	36	984	2	36	72
<b>MCJRP Intensive Probation</b>	<b>586</b>	<b>37</b>	<b>21,412</b>	<b>0</b>	<b>0</b>	<b>0</b>
<b>Still Open, Pending, Warrant, Other</b>	<b>439</b>	<b>29</b>	<b>12,687</b>	<b>7</b>	<b>0</b>	<b>0</b>
<b>Total</b>	<b>1,564</b>	<b>31</b>	<b>48,325</b>	<b>85</b>	<b>29</b>	<b>2,498</b>

\*\*Category only includes initial sentences where a judge orders entry into a specialty court on the original sentencing judgment. Future reports will include more complete information on the total number of MCJRP defendants in specialty courts

Prison Months Avoided by Initial Sentence Type\*\*\*

Initial Sentence Type	Number of Cases	MCJRP Group		Opt Out	
		Min (Avg)	Max (Avg)	Min (Avg)	Max (Avg)
Bench Probation	1	18	18		
DISP	6	23	25		
Mental Health Court	7	22	23		
Sentence of Discharge	1	18	18		
START	56/1	29	30	18	18
Traditional	119/21	25	26	23	24
MCJRP Intensive Probation	538	31	32		
<b>All Prison Avoided</b>	<b>728/22</b>	<b>26</b>	<b>27</b>	<b>22</b>	<b>24</b>

Note: Data on prison months avoided was not available for all sentenced cases at the time this report was published.

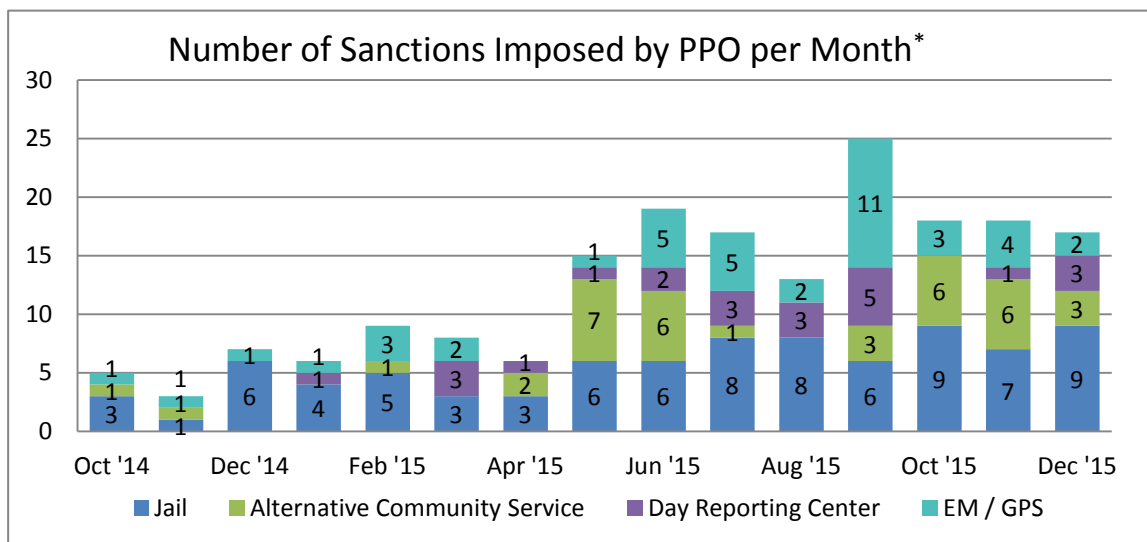
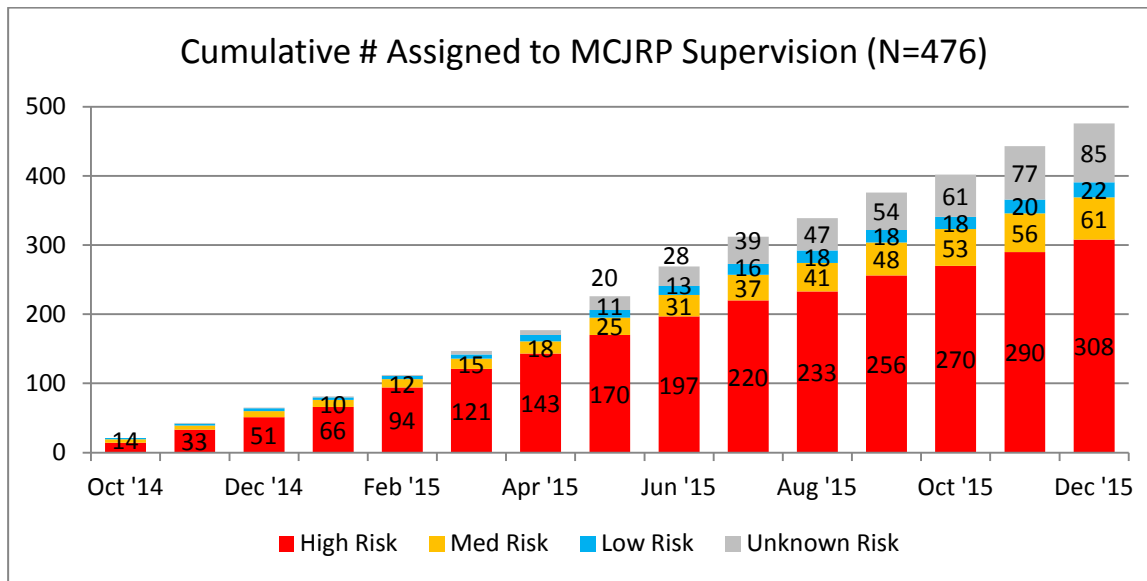
\*\*\*Sum of Potential Prison Months Diverted by Initial Sentence is based on the top two convicted charges with the highest crime severity.

Source: Multnomah County District Attorney

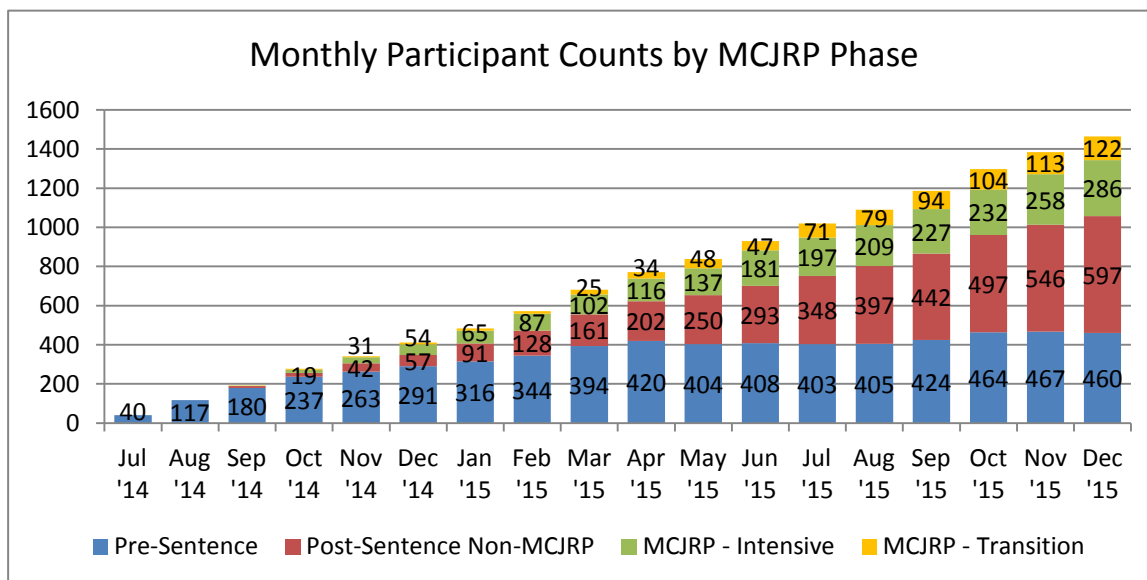
# Offender Accountability

Data team is reconciling data between source systems to resolve discrepancies. This section will be added back into future Quarterly reports.

# Intensive Probation Services: Part 1



\*Includes only parole/probation sanctions, not judicial sanctions (probation violations) or interventions.



# Intensive Probation Services: Part 2

Jail Usage Post Sentence Date	To Date
<b>Number of Jail Bed Days</b>	16,728
<b>MCJRP Probationers with Post Sentence Custody</b>	376
<b>Count of Post Sentence Custodies</b>	690
<b>Average LOS* (per custody)</b>	22.9
<b>Number of offenders currently in Jail (as of December 31, 2015)</b>	79

\*LOS is calculated post release from custody. The custody days of clients still in jail as of 1/1/2016 are not included in this calculation.

Variables	All Offenders on MCJRP 120 Day Supervision To-Date (N=392)
<b>Risk/Need Level*</b>	79% High / Very High 16% Medium 6% Low / Very Low
<b>Criminal Justice History</b>	2.9 is ave # of previous felony convictions
<b>Transportation</b>	26% with transportation factors
<b>Language</b>	3% with language barriers
<b>Physical Health</b>	8% with physical health factors
<b>Veterans</b>	4% Veterans

Need Areas	Indicators	DCJ Referrals	Provider Admission
<b>Housing**</b>	147 report housing not available	-	221
<b>Alcohol / Drug Issues* - Residential</b>	286 High / Very High	308	106
<b>Alcohol / Drug Issues* - Outpatient</b>		224	154
<b>Mental Health Issues**</b>	105 with mental health factors	10†	1†
<b>Mentor*</b>	275 High/Very High Need Companions	-	150
<b>Parenting Services**</b>	188 with children under 18 yoa	9	17
<b>Employment Services/ Education*</b>	197 High / Very High	34	75
<b>GPS/EM*</b>	180 High/Very High Criminal History	109	109
<b>Criminal Thinking*</b>	181 High/Very High Pro-criminal Attitudes or Anti-Social Patterns	77	-

\*Derived from the LS/CMI assessment. This instrument was designed to identify dynamic areas of risk/needs that may be addressed by programming in order to reduce criminal risk behaviors.

\*\*Derived from MCJRP Assessment Report

†Mental health services are also accessed through dual diagnosis AOD treatment programming

Source: Department of Community Justice

# Law Enforcement

Justice Reinvestment Detail*	Monthly Averages	
	Pre-Dedicated Detail (Nov 2014 – Sep 2015)	Dedicated Detail (Nov 2015 – Jan 2016)
Phone Calls/Emails/Texts Received from POs**	9	86
MCJRP Arrest Attempts	49	29
MCJRP Arrests Made	7	4
Parole/Probation Assists	5	14

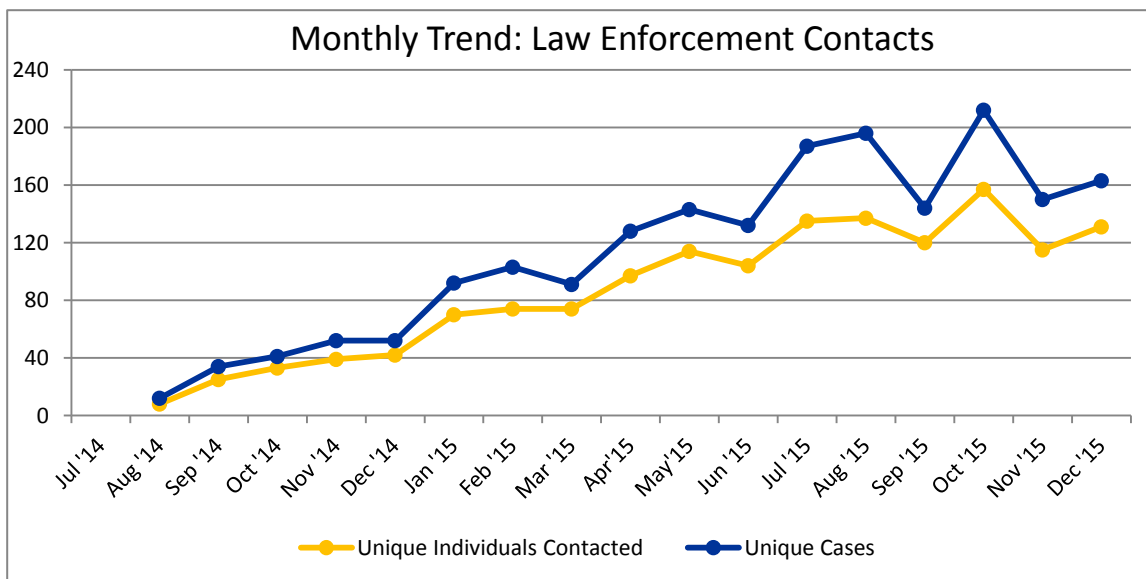
\*In November 2015 MCSO took over the responsibility for the dedicated MCJRP law enforcement detail. As the detail has evolved, the metrics have been modified. Future reports will reflect only data from the beginning of the MCSO detail.

\*\*Prior to November 2015, LE detail did not have smartphones and could not receive emails or texts. Pre-Dedicated Detail average includes phone calls only.

Source: Multnomah County Sheriff's Office (November 2015) and Portland Police Bureau (November 1, 2014-September 30, 2015)

All MCJRP Law Enforcement Contacts	# To Date
<b>Individuals Contacted</b>	<b>722</b>
<b>Number of Cases</b>	<b>1,930</b>
<b>Contact Type†</b>	
Arrested/Cited	966
Associate/Mentioned	121
Suspect/Subject/Person of Interest	708
Victim	125
Witness	26
Other	30

†Multiple individuals may be contacted on the same case and multiple contact types may take place within a single case.

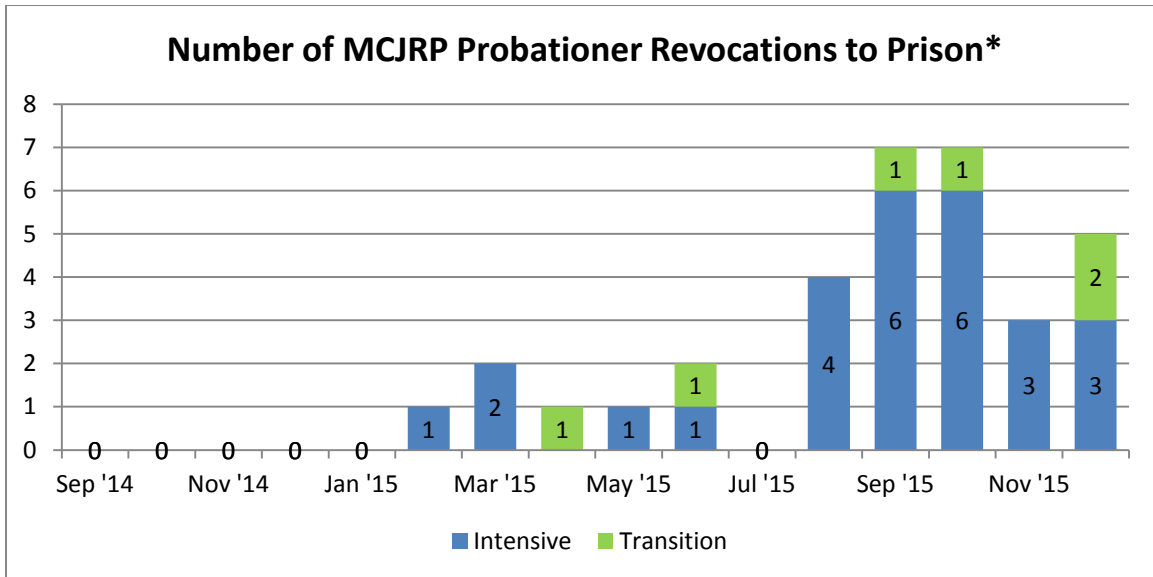


Source: Portland Police Bureau

NOTE: The law enforcement agencies in Multnomah County recently transitioned to a new records management system, the Regional Justice Information Network (RegJIN). Expected delays in record processing have been experienced as agencies acclimate to the new system. The law enforcement contact statistics presented in this report may change as police reports continue to be processed.

# MCJRP Outcomes

## Revocations



Source: Department of Community Justice

\* Calculated using Oregon Criminal Justice Commission methodology.

## Prison Bed Utilization

MEASURES PENDING

## Recidivism

MEASURES PENDING

# Acknowledgements

This report was developed by the Multnomah County Justice Reinvestment Data and Evaluation Sub-Committee. This committee is a collaborative effort of trained data analysts representing the agencies who helped develop and implement this justice reinvestment program.

## Committee Leads:

- Kimberly Bernard, Ph.D.; Department of Community Justice
- Amanda Lamb; Local Public Safety Coordinating Council

## Committee Members:

- Dave Braaksma; Multnomah County Sheriff's Office
- Lauren Brown; Portland Police Bureau
- Joel Bruhn; Multnomah County Circuit Court
- Ralph Holcomb, MSW, Ph.D.; District Attorney's Office
- Lily Yamamoto; Local Public Safety Coordinating Council

## Committee Consultants:

- Maegan Kingston; Defense Bar
- Shea Marshman, Ph.D.
- Roger Przybylski, USDOJ Bureau of Justice Assistance/NTTAC Consultant
- Sgt. Greg Stewart; Portland Police Bureau
- Katharina Wiest, Ph.D.; CODA
- Carol Young; District Attorney's Office