





SUN Service System Sponsors Meeting

June 4, 2013






"Could someone help me with these?
I'm late for math class."

SUN Service System Coordinating Council

- ▶ Provides high-level system oversight and support to the SUN Service System to ensure shared responsibility and coordination
- ▶ Currently 17 members, representing key funders and partners in the System
 - City of Portland – Mayor’s Office, Parks & Recreation, Children’s Levy
 - Multnomah County – Chair’s Office, DCHS, Commission on Children, Families & Community
 - School Districts – 3 seats (PPS and two for Mid/East County)
 - SUN Nonprofit Providers
 - Coalition of Communities of Color – 2 seats
 - Businesses/Portland Business Alliance
 - Department of Human Services
 - All Hands Raised
 - United Way
 - Parent





SUN's Shared Vision & Mission

Vision

A community that effectively engages and supports all children and families so they are healthy, educated and prosperous.

Mission

Collaborate to create an efficient system of supports that provides equitable opportunities for every child and family to thrive.

(current working versions)



Addressing Our Shared Priorities

▶ Values & Goals

- Equity
- Access for those most in need
- Efficiency

▶ Delivery of Services Core to Sponsor Organizations

2012 survey of SUN Community Schools programs/services showed:

- 33% Academic Support
- 31% Recreation, Enrichment & Community Education
- 27% Social, Health & Mental Health Services
- 9% Family Engagement & Strengthening
- 5% College & Career Readiness

▶ Shared Outcomes

Education, Family Stability and Prosperity, Wellness & Healthy Lifestyles, Community Safety & Vibrancy, Economic and Workforce Development

▶ Implementation of Strategic Plans & Policies

- Districts: Compacts and equity policies
- City: Portland Plan & Parks' New Strategic Plan
- County: School Age Policy Framework & Equity Lens
- Shared: Cradle to Career

SUN Collective Impact


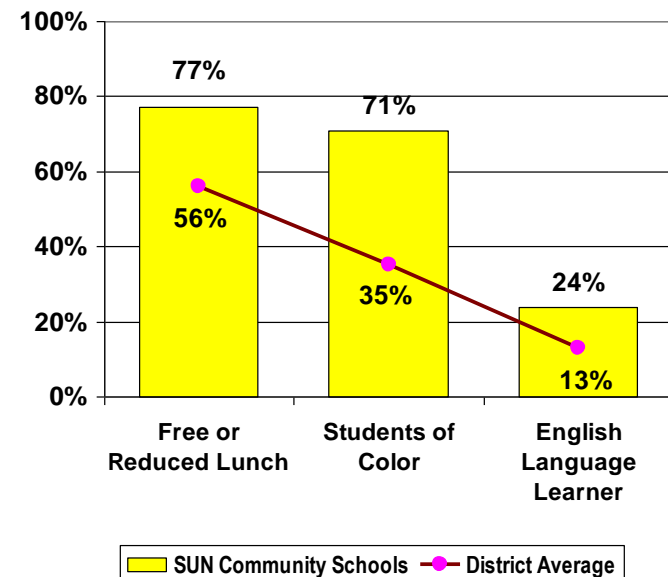
Serving the Most Vulnerable Kids & Families

19,863 unduplicated children & youth were served in 2011-2012

77% received Free & Reduced Lunch

71% were Students of Color

24% were English Language Learners





SUN Collective Impact

Improved Academic Outcomes


Increased Youth Assets

Family Stability

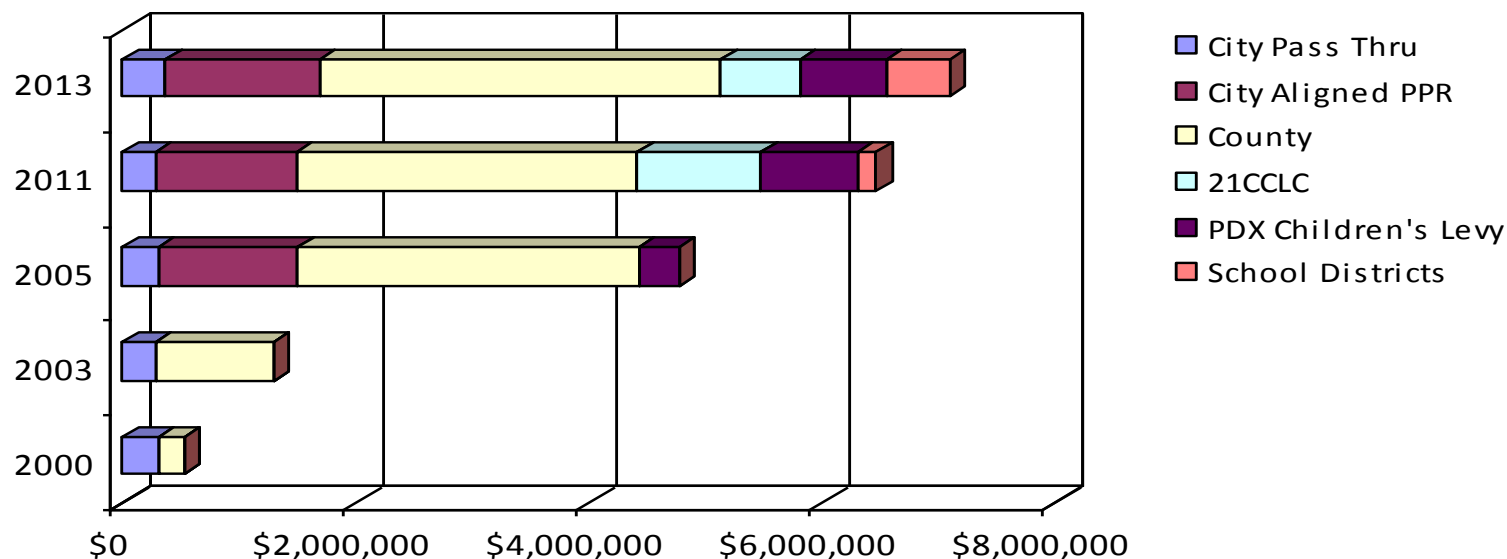
Increased Parent Involvement & Engagement

Community Safety & Vibrancy

Reducing Racial/Ethnic Disparities



Shared Ownership: SUN Community School Core Operating Funding



	2000	2003	2005	2011	2013
City Pass Thru (includes David Douglas HS)	\$300,000	\$286,869	\$314,891	\$275,010	\$371,380
City Aligned Parks \$	\$0	\$0	\$1,192,946	\$1,224,250	\$1,318,618
County	\$234,656	\$1,010,432	\$2,916,280	\$2,922,668	\$3,443,182
21CCLC	\$0	Not Avail	Not Avail	\$1,059,930	\$683,000
Levy	\$0	\$0	\$355,000	\$833,501	\$744,000
School Districts	\$0	\$0	\$0	\$156,000	\$539,000
# of SUN Schools	8	19	51	60	67

SUN Coordinating Council 2013 Efforts

- Every School a SUN Community School
- Equity and Empowerment Lens application
- Communities Supporting Youth Collaborative
- SUN Request for Proposal Development

