



MULTNOMAH COUNTY

**Safe Routes to School
East Multnomah County
Traffic Playgrounds**

**MaryJo Andersen
EMCTC
November 16, 2020**

Traffic Playgrounds

What is a Traffic Playground?



A traffic playground is a set of small-sized streets where kids learn about traffic safety. Children practice using roadways, intersections, and crossings in a fun environment without motor vehicles. It is a place for families to visit, play, and learn while social distancing.



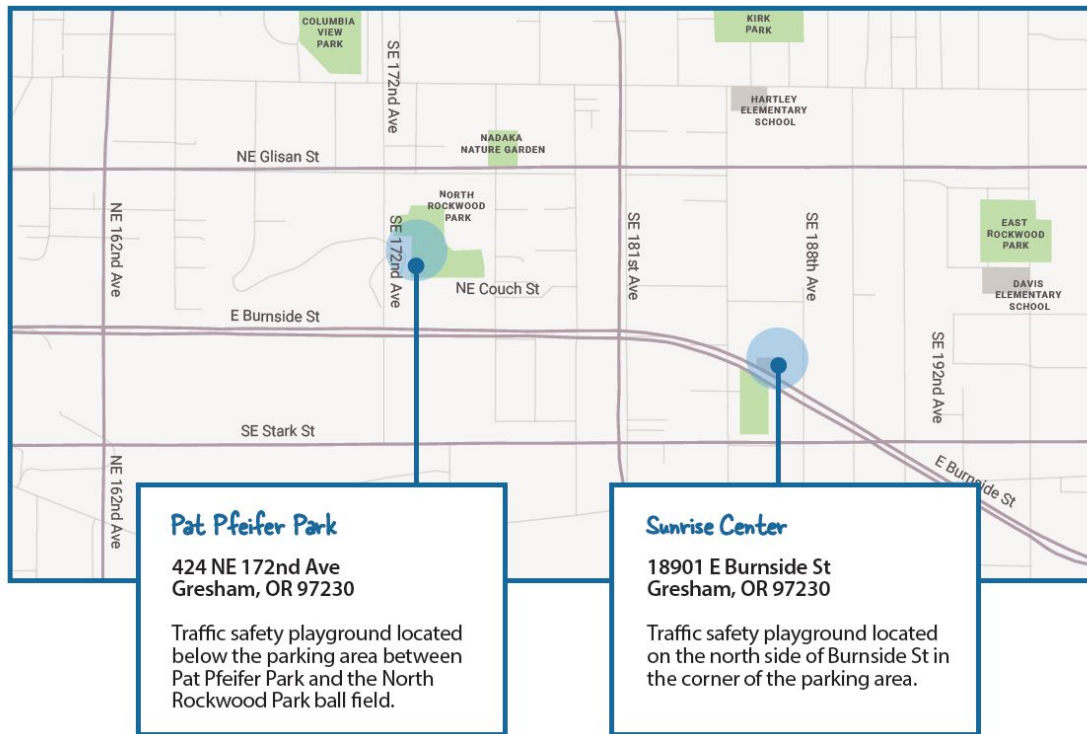
Collaboration with:

- Metro
- PBOT
- City of Gresham
- Multnomah County REACH
- Play Grow Learn



Site Location

Through a series of meetings with the partners, 2 Gresham sites were located

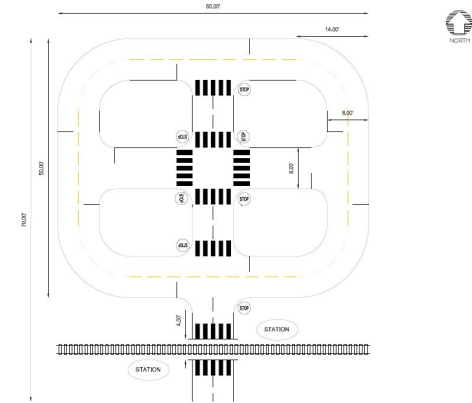
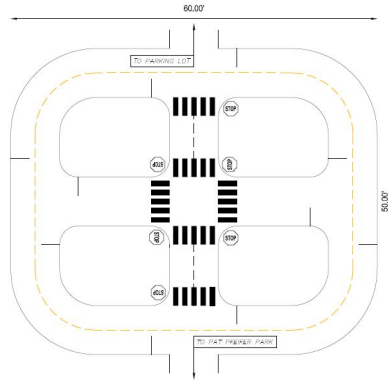


EMCTC 11/16/2020



Roadway Design

Multnomah County engineer designed the roadways to fit each site



EMCTC 11/16/2020



Installation

- Order supplies
- Make stencils
- Borrow striper
- Clean surface
- Add paint!



EMCTC 11/16/2020



Programming

Youth from Play-Grow -Learn

- 2 pedestrian safety lessons
- On-site visit of the Pat Pfeiffer playground
- Helped with painting the Sunrise Center playground
- Made traffic safety videos that we will edit and share with East County schools and community.



What's next?

- Edit and distribute videos
- Make and post signs
- Find additional locations

Resources

City of Gresham SRTS website:

<https://greshamoregon.gov/Traffic-Playgrounds/>

Video - Traffic Playground Time-Lapse

<https://youtu.be/1ukNlnSTclE>



What is a traffic playground?

Traffic playgrounds are fun spaces for kids and families to learn the rules of the road away from street traffic. Bring scooters, bicycles, wheelchairs, or feet!

Que es un patio de recreo de tránsito?

Patios de recreo de tránsito son espacios divertidos para que niños y familias aprendan sobre las reglas de las carreteras lejos del tránsito de las calles. Traigan patinete, bicicletas, sillas de ruedas, o pies!

For people walking and in wheelchairs: Para personas que caminan y sillas de ruedas:

Pedestrians have the right-of-way.
Los peatones tienen el derecho de paso.

Always look both ways before entering the crosswalk.
Siempre mire en ambos sentidos ante de entrar en el paso de peatones.

Give people on wheels time to stop for you before entering the crosswalk.
Deles a las personas sobre ruedas tiempo para detenerse por usted antes de entrar en el paso de peatones.

For bicycles and scooters: Para bicicletas y patinetas:

Stop at stop signs.
Deténgase en las señales de parada.

Look left, right, and left again before moving.
Mira a la izquierda, a la derecha de nuevo antes de continuar en su camino.

Always ride on the right side of the road.
Siempre manténgase al lado derecho de la carretera.

Look for people in the crosswalk and let them cross before you.
Estese pendiente de gente en el paso de peatones y deje que crucen delante de usted.



Practice using hand signals to show which way you're going.
Practique el uso de señales de mano para mostrar hacia dónde va.

[www.GreshamOregon.gov/
Traffic-Playgrounds](http://www.GreshamOregon.gov/Traffic-Playgrounds)

